

ENC MPASS

Ashmore Scouts on Display — Page 3



Algester help RSPCA — Page 3



Kirwan's Fright Night — Page 4



CUB SCOUTS CELEBRATE CHILDREN'S WEEK AT WAINGUNGA DAY 2009

More than 200 Cub Scouts, Leaders and their families from Brisbane North, Near North Coast and Country Regions and from as far afield as Rosewood, Bribie Island and Oyster Point converged on MacPherson Park, Bracken Ridge to have fun in the sun to help celebrate Children's Week. Waingunga is the name of the river that runs through the Seonee Hills from Rudyard Kipling's "Jungle Book", which is the basis for Cub Scout training.

The main activity was a ride on a miniature steam train organised by Bracken Ridge Lion Club. Lions Club member and Group Leader for Bracken Ridge Scouts, Mr Keith Gridley said "the Club puts on the rides on the last Sunday of the month, which forms a major part of their fund raising for their charitable work". "We have about 4 or 5 engines running on two kilometres of track around the park with a ride usually being two circuits, depending on crowd numbers."

(Continued on page 2)

News & Events

DATES TO REMEMBER

November

- 6-8 Region Commissioners Conference
- 14-15 Youth Activities Camp
- 30 **Annual Property Returns due**

December

- 04 Gold Coast Blaze Dedicated Scout Game
- 04-06 Noosa Venture
- 05-06 Cunningham Capers
- 12 Holiday Adventure Camp
- 23 Qld Scout Centre Christmas Closure

January

- 4 Qld Scout Centre resumes operations
- 4-14 22nd Australian Jamboree
- 16-23 Camp LUII
- 22-24 QLD Moot

February

- 12-14 Training Team Annual Conference
- 19 Founders Day Service
- 22 Founders Day
- 26 **Branch Census Returns Due**

March

- 6-7 Cub Scout Expo
- 6-7 Youth Activities Camp
- 07 Clean up Australia Day
- 12-14 Region Commissioners Conference
- 13-14 Operation Archer
- 21 Harmony Day
- 29-31 **Scout Supply Centre Stocktake**

April

- 1 **Adult recognition Awards Nomination Deadline**
- 06-09 Holiday Adventure Camp (Baden Powell Park & Karingal)
- 17 Youth Activities—Bike Bungle
- 25 Anzac Day
- 30-3 May Venture
- 30-3 Ven MX

(Continued from page 1)



Some of the other activity bases were knock-ems, boomerang making, mini golf, team skis, Scouts Heritage also was there showing some of the colourful history of Scouting in the form of quizzes which the Cub Scouts had to search the display to find the answers. Another base was a Touchy Feely contest to guess the contents of a number of boxes. Ever felt

cold cooked spaghetti or shaving cream when you can't see it?

Branch Commissioner for Cub Scouts, Robyn Devine also visited along with a special visitor, Mr Leigh Shenfield, chairman of the Children's Week Committee, who commented "How great it was to see so many children and their families enjoying the activities put on by the Scouts".



The day organised by Regional Cub Scout Leaders, Alan Fleming and Gary Hansen and with the assistance of District Advisers, Tim Gibbings and Shirley Frederick. Gary said "It was great to see Cubs enjoying themselves and wanted to especially thank those leaders who had made the effort and brought along some extra activities as well as their Pack to keep the Cub Scouts busy and make the day a success".

Article and photo's submitted by Gary Hansen

The Baden Powell Lodge

Founders Night

will be held at the Stones Corner Masonic Centre, 17 Cleveland Street, Stones Corner

Wednesday 10th February 2010 at 7.15pm

All Adult Scouting personnel,
partners and friends are invited to attend

DRESS: Scout Uniform/Smart Casual

APPOINTMENT OF CHIEF COMMISSIONER



The Queensland Branch Council at its meeting on Thursday 29 October 2009 accepted a recommendation from the Branch Executive Committee that Mr Maurice J Law, AM be appointed as Chief Commissioner for the Queensland Branch for a further three year term commencing 29 March 2010. The Branch President Mr Manfred Cross, AM has since written to the state Chief Scout requesting that the Chief Scout of Australia be asked to make this appointment.

Maurice has over 42 years service to the Scouting Movement in numerous positions and has expressed a strong desire to continue the impetuous of the 2020 Plan which incorporates all the objectives of the National Strategic Plan.

KARANA SCOUT'S GREY WOLF AWARD

On Friday October 23 members of the Karana Scout Group, Flinders District, Moreton Region and Queensland Branch celebrated the presentation of the Grey Wolf Award to Ainsleigh Foreman. ARC for Cub Scouts in Moreton Julie Foreman, had the pleasure of presenting the Grey Wolf Badge to her niece Ainsleigh in a ceremony that was attended by many of Ainsleigh's extended family and her school friends from Jamboree Heights ironically the site of the 1967 / 1968 Australian Scout Jamboree where both Ainsleigh's parents teach and her younger sister Margie (a Karana Joey Scout) attends school.

District Commissioner for Flinders Alex Mair, presented Ainsleigh with her Grey Wolf Certificate while Branch Commissioner for Cub Scouts Robyn Devine presented Ainsleigh with a specially made shield to mark the occasion.

Ainsleigh's contribution to scouting in Flinders District was recognised by the Karana Venturer Unit who presented a special appreciation certificate to her for her efforts in helping both the Karana and Flinders District Units over the past three years.

Ainsleigh's Grey Wolf Award was the fiftieth Cub Scout Badge she has achieved in her two and half years in this section after having previously been a part of the first group of Karana Joey Scouts to earn their Joey Scout Promise in 2005 / 2006.

After a number of activities and games were played a supper was held with the cutting of a Grey Wolf cake made by another of Ainsleigh's aunts former Cub Scout Leader Sheryl Goodger.

In a mark of appreciation to her Leaders David Steel, Lee Cripps and Robert Barnett, Ainsleigh presented them with a small gift to say thank you for the wonderful support and care that they have provided for her.



News & Events

KIRWAN SCOUT GROUP'S FRIGHT NIGHT

Kirwan Scout Group and Kirwan Guide Unit held a Fantastic Halloween Disco Dance Party. The night was a great experience with the Guides and Scouts dressing up and dancing the night away. The Den was filled with flashing lights, Pizza and games.



This night has been a great opportunity for Scouts and Guides to get together in fellowship

CERTIFICATES OF APPRECIATION

John Oxley District presented Certificates of Appreciation at its recent Billy Cart Day to local council members for their ongoing support in their Scouting Activities.



EXPRESSION OF INTEREST AUSTRALIAN JAMBOREE 2013

Expression of interest is being sought for any person that is interested in assisting with the following positions for the Australia Jamboree being held in Queensland in 2013:

- Administration Director
- Works Director
- Activity Director
- Marketing and Promotions Director
- Finance Director
- Equipment and Supply Director
- Catering Director
- Services Director
- Minute Secretary for Jamboree Council

If you believe you have the skills, time and motivation to help with the above positions then please send us your Scouting resume including a short description of yourself.

Please send your expression of interest to
ccea@scoutsqld.com.au

EXPRESSIONS OF INTEREST—BRANCH ADVISER ROCK ACTIVITIES

Expressions of interest are sought for the volunteer position of Branch Adviser Rock Activities within the Queensland Branch Team.

The Branch Adviser Rock Activities will be a member of the Specialist Outdoor Activities Committee chaired by the Assistant Chief Commissioner Program Support.

The Branch Adviser Rock Activities will be responsible for recommending policy related to rock activities (abseiling, rock climbing, ropes challenge courses, etc) within Queensland Branch. The Branch Adviser will also be responsible for managing the activities and training provided by the Branch Abseiling Team.

Applicants must have experience in managing teams. Additional training will be provided if necessary. Applicants must have a knowledge of the subject area and be committed to obtaining the necessary skills and advancing rock activities within Queensland. While of advantage, the applicant need not necessarily hold current qualifications in this area. Appropriate training to Guide and Instructor level will be provided.

Expressions of interest close on 18 December 2009

Please submit your written application to accprogramsupport@scoutsqld.com.au

News & Events

ALGESTER CUB SCOUTS ASSIST WITH RSPCA




On Wednesday September 23 the Algester Cubs were invited by the RSPCA to help them present over 13000 signatures supporting "Justice for Animals", the petitions were presented outside the Brisbane Supreme Courts.

The Algester Cub Pack has been supporting the local RSPCA for over two years by holding an RSPCA night where they present an RSPCA representative with donations of dog and cat toys, food, towels and many other articles that the RSPCA is of need in.

This activity is very well supported by the youth members with both the Cub Scouts and RSPCA benefiting from this activity.

ASHMORE SCOUTS ON DISPLAY

Ashmore Scouts Group became one of the highlights to see at the 2009 Gold Coast Show.



These members helped by raising awareness & interest in scouting, with a great collection of old uniforms & badges on display in an outdoor mock campsite.

100 Years ago

Heritage Archival Reference Centre
heritage@qldhq.scouts.com.au
3721 5722



Patrols & Committee

In November 1909 the Chief Scoutmaster C.S. Snow reported there were 25 patrols, and one local committee had been formed. The patrols were located at, Kangaroo Point, Ithaca, North Brisbane, Y.M.C.A., Nundah, Clayfield, Windsor, Woolloongabba, Yeronga, Toowong, Paddington, Brisbane, Townsville, Boonah, Gympie, Stanthorpe, Toowoomba, Tarrigindi and Cairns.

The appointment of previously self appointed Scoutmasters were confirmed. These were L. Lovejoy, Ithaca; E.J. Bignold, Y.M.C.A.; R. Schoenheimer, Windsor; C. de B. Bennett, Nundah; F. Diprose, Townsville; A.J. Spreadborough and G.A. Keary, Boonah; C. O'Brien, Gympie; E. R. Wainwright, Nambour; A.J. Tucker, Brisbane.

Uniform Rule.

"No boy may purchase a uniform until such time as his Scoutmaster is satisfied that he intends qualifying for a Second Class Badge."

Brisbane Town Hall

Scoutmaster A. J. Tucker reported No. 2 North Brisbane Troop (later No. 1 Brisbane) was granted a room in the Town Hall by the Council authorities for their meeting place. (The Town Hall at the time was in Queen Street just down from George Street on the left hand side)

A report of one of this Troop's activities was presented as "on Saturday afternoon the Patrol's marched to the foot of One Tree Hill (Mt. Cootha), seven boys did the mile, Scout's pace, varying from 9 minutes to 11 minutes. "

Chief Commissioner

Maurice J Law, AM
Chief Commissioner of Queensland



"On my honour I promise that I will do my best, to do my duty to my God and to the Queen of Australia, to help other people and to live by the Scout Law."

These may seem strange words to start this Encompass article but the Scout Promise is after all the very pillar upon which our Movement is built. I have to say I wonder if this pillar is starting to develop some cracks and if these cracks are not mended very shortly then the very basis on which our Movement was built will be in jeopardy.

Why do I say this? It appears to me in this day and age that when something happens that causes us a little concern the first thing we do is put our fingers on a keyboard and start writing an email with the recipient of that email normally being outside the line system in which we work. Whatever happened to people sitting down and having a quiet chat? Are we frightened that we will resolve the situation without telling the whole world about it or do we hide behind our computers because the art of conversation is fast disappearing from our society.

I also have to ask myself is this situation being exacerbated by the fact that Group Councils are nonexistent in a number of Groups and even where they do exist, do they really talk about the nitty gritty of what the problems are at the Group and how they can be addressed in a manner which reflects our Scout Law and our Scout Promise.

I deem myself extremely lucky if either in my inbox of a morning or in the morning mail I do not receive a complaint of some description. The sad part of this is that in most cases no attempt whatsoever has been made to overcome the situation at a Group level, no attempt whatsoever has been made to communicate the situation to the Section Leader or to the Group Leader and in a lot of cases the person making the complaint wishes to remain anonymous which makes it extremely difficult to address the situation and to apply the principles of our Scout Law and Promise.

Our Scout Law and Promise talks about the way we should treat other people and gives us the guidelines in which we should work to develop ourselves and to develop the people around us. I hear over and over again the comments about parents not supporting Scout Groups and the strange thing is that this always seems to be the parents fault.

Last year in Queensland we saw our Youth Membership increase by over 8%. If we do not develop a situation within all the Formations of the Queensland Branch of open and free communication then we will fast see this membership base of young people dwindle away because of the dissatisfaction of parents. There are always two sides to any situation and the only way to overcome that situation is to listen to both sides, to hear what those sides are saying and to undertake to work together to try to alleviate the situation.

If we work together using the Scout Law and the Scout Promise

as our basis we can repair the cracks that I spoke about earlier in this article, we can become part of a happier and more friendlier group and we can use that regenerated base to ensure that parents see, or continue to see, the Association as a Movement which not only gives their child a number of exciting experiences but builds their child's character and gives them a basis upon which they can continue to build their lives.

The challenge is before us. Until next month I wish you good Scouting.

SIR LESLIE WILSON DISTRICT JOEY SCOUTS TAKE ON ADVENTURE

The Joey Scouts from Everton Park, Grovely/Michelson & Wahminda Park spent the Weekend of the 10th & 11th October, doing their Adventure Badge by traveling on many forms of transport and visiting many different places. These included the City Hall and the tower, the museum at Southbank, and the Modern Art Museum with the arts and craft activities there. We also walked across the new walk bridge and whilst on the new walk bridge we had 2 Joey Scout Investitures. Pdraig [Wahminda Park] and Riley [Everton Park]. This was very special for these 2 Joey Scouts as I am sure they are the first two members of Scouting to be invested on the new bridge.

JOTA/JOTI 2009

The weekend of 17th-18th October saw the annual JOTA/JOTI event. This allowed scouting members to talk to other scouting members from all different places.

Margaret Flecker , Former Leader Loam Is-land, Kooka, and the Kirwan girl Guides at "THE STATION"



Deadline for the next issue

The next deadline for articles is

4th December 2009

Submit your articles to encompass@scoutsqld.com.au
(Please note: There is no issue of Encompass published in January 2010)



PROMISE BURST

Have a word of the Promise in each balloon before blowing them up; have two or three sets of balloons. Each team must break their balloons and sort out the words of the Promise.



PROMISE & LAW POSTERS

Divide the Joey Scouts into three groups and give them magazines to cut up to make posters. One group depicts people caring, one group people sharing and the third group people being helpful. Discuss what they have produced and display in the hall for all to see.

BALLOON ROCKET



Set up a piece of string about 5 metres long running along the hall on a slight incline. Give each Joey Scout a balloon, which they blow up and secure with a peg.

Tape the balloon very loosely to a straw and thread the straw on to the string. When the peg is released the balloon rocket will fly along the string. Only one balloon at a time can be released so patience will be needed.

CHRISTMAS SNOWSCENE

You will need

- An assortment of small plastic figures (you can use cake decorations)
- A small glass jar with screw-on lid
- A phial of Christmas snow glitter/or use dessicated coconut and white vinegar
- Strong waterproof glue
- Eyebrow tweezers



Glue the bottom of the figures to the bottom of the jar. Use tweezers to help set the figures in place. Leave to dry overnight, so the glue can set.

When the figures are glued firmly, pour glitter into the jar and fill with water. Or put in two heaped teaspoonful of dessicated coconut and fill the jar with white vinegar. Glue around the rim of the jar and screw the lid on tight.

BOX OF LOVE

To make this gift you'll need:

- Small plain boxes- Jewelry boxes work very well.
- Glitter, sequins or any ornamentation.
- Ribbon
- Printed poem (below) on card stock paper if possible.




**This is a very special gift
That you can never see.
The reason it's so special,
is it's just for you from me.
Whenever you are happy,
or even feeling blue.
You only have to hold this gift
and know I think of you.**

**You never can unwrap it,
please leave the ribbon tied.
Just hold the box close
to your heart,
It's filled with love inside.**

Have your child decorate the boxes in anyway she/he pleases.
Add a ribbon and the poem, with the signature.

L I G H T H O U S E

One of the Joey Scouts is the lighthouse, at one end of the hall. Half the Mob are rocks and they are spaced around the floor, with a gap between them. The rest of the Mob are ships who have to make their way blindfolded, through the rocks to the lighthouse.



On go, the lighthouse goes Woo-woo to guide the ships. The rocks go Swish-swish very gently, to warn the approaching ships of danger and the ships are supposed to sail between the rocks to the lighthouse beyond. If a ship hits a rock it sinks and stays where it is. When all the ships arrive at the lighthouse, the two halves of the Mob swap sides – the rocks become ships and the ships become rocks and they have a replay.

E L E P H A N T C I R C L E S

Joey Scouts stand in a circle, one hand behind their back, with legs apart and feet touching the next persons. Joey Scouts try to hit the ball between the legs of the other Joey Scouts; if the ball goes through their legs they must turn around facing the outside of the circle, while still trying to defend their legs as before.



SPIES

Our Cub Scout Program encompasses the Aim of the Scout Movement to encourage the **SOCIAL, PHYSICAL, INTELLECTUAL, EMOTIONAL**, and **SPIRITUAL** development of young people so that they may take a constructive place in society as responsible citizens and as members of their local, national and international communities.

Are you including **SPIES** into your Program? The end of the year is a great time to reflect, review and reorganise. Let's be realistic you won't probably fit **SPIES** into each weekly program but looking across the months and especially the term's programs – you want to make sure the Cub Scouts have received a well rounded program aimed at developing their skills, interests and abilities.

Remember planning is important and does make the job easier in the long term! **FAIL TO PLAN, PLAN TO FAIL!**

Cuboree 2010 Website

By now you should have received your Cuboree 2010 Application forms and be aware of the Cuboree Website <http://cuboree.scoutsqld.com.au> – applications, newsletters and general information is available and will be updated regularly.

The excitement of the Cuboree – 'The Web of Life' is building and we are encouraged by the support and interest, of not only our Cub Scout Leaders, but other Leaders from the Movements, community service groups and organisations and the Southern Downs Regional Council. This adventure could not work without everyone's enthusiasm and support.

Cub Scout Leaders can now start to identify those Cub Scouts that would be eligible and assist with preparing them to be able to attend the 1st Queensland Cuboree in Stanthorpe – September 2010.

Branch Commissioner Challenge

How have you been going at achieving the Branch Commissioner's Cub Scout Challenge 2009? I know many Leaders have spoken to me about this Challenge – I look forward to receiving your reports on the Pack's progress. This documentation does not need to be labour intensive, a quick report, some photos will provide the evidence required.

As you would all be aware if you are running quality Programs for your Cub Scout Pack – then the Challenge is not that hard at all!

Cub Scout Expo – Rockhampton

Cub Scout Expo will be making an appearance in Rockhampton in March 2010, application forms will be out soon for Cub Scout Leaders in that Region and the surrounding Regions.

It's a weekend for Cub Scout Leaders to extend their skills, networks and share experiences with other Leaders. It will be fun and packed with ideas and hands on activities.

On behalf of the Cub Scouts of Queensland I would like to thank you all for your support, enthusiasm and hard work in spending time with our Youth Members. They won't often remember to say thank you but know that their smiles when they achieve are packed full of their thanks and respect. Their laughter echoes with their pride at being a Cub Scout. Well done!

Useful websites

<http://www.junglebook-collection.nl/>
<http://incompetech.com/graphpaper/>
<http://www.qm.qld.gov.au/features/insects/>
www.scouts.com.au – products and publications – online library for Cub Scout activities and games

Cub Scout Leaders in Queensland Group on Facebook

Upcoming events:

- **Cub Scout Expo – 6 – 7 March 2010 – Seonee Park, Rockhampton (Capricorn Region)** Training weekend for all Cub Scout Leaders – application forms will be distributed shortly
- **Cuboree 2010 – 24 – 28 September 2010 – Stanthorpe Showgrounds, Stanthorpe** Cub Scout Camp for older Cub Scouts
- **Cuboree Open Day 2010 – 26 September 2010 – Stanthorpe** Open Day for younger Cub Scouts and Joey Scouts - TBC

KAA'S MEAL

Kaa the rock python sometimes eats peculiar things in the jungle.

Fill four long socks with goodies. Add a couple of eyes and a fang to each. Attach a piece of fishing line to the nose of each.



Briefly tell the Cub Scouts, who are sitting in Sixes in straight lines, about Kaa the snake when – lo and behold – here he comes! Good Grief, what has he been eating?

As Leaders slowly pull a snake past each Six the Cub Scouts gently feel what is inside Kaa.

No holding the snake back or he might bite!

SHARP-EYED WOLVES

Mowgli was trained with the wolves to see quickly and remember what he saw.

Sixes sit in groups at equal distance. Two Leaders one at each end of room (or reasonable distance apart) have a large paper bag or pillow slip each.

One Leader quickly takes an article from their bag and throws it to the other Leader who catches it and quickly puts it away.

Throw about six to eight articles.

Cub Scouts watch and remember what was thrown and in what order.

This can be an individual or Six game.



How to put up a Dome tent

It is interesting to watch people put up a dome tent and see the finished product. I remember watching 4 experienced Leaders once putting up such a tent; I believe this took them half an hour. Not all tents are the same, I guess that is why they include instructions. In the latest tent these instructions are sewn in on the inside of the tent bag. What are the main points in putting up the tent?



1. Read the Instructions
2. Check the area where you are erecting the tent.
3. Remember to do up the Velcro strap when putting the fly on. On most tents the seams will line up with the poles when the Velcro straps are used. This is essential as it is one of the methods of keeping the tent in place.
4. Some tents have straps to do up not Velcro
5. Install all the storm guys
6. If you have a tarp big enough put this under the floor, this helps protect the floor and also helps keep the floor dry when you pack up
7. Ensure when you adjust the tent the zips run freely.
8. Put small carpet squares under each leg of your stretcher.
9. Air the tent each day.
10. When putting the tent away, sweep the floor, take out the rubbish, and check the tent for damage. Make sure it is dry and you will be right to put this up on your next outing.

These are only simple tips, make the next camp enjoyable by not having to clean and repair a tent before use.

AJ2010

The packing weekend went off well again with 35 Troop Pallescons packed by 3-30 p.m. on the Saturday. This was a good example of team work and with some taking on the responsibility of being the Patrol Leader.



It just goes to show you that this Patrol System stuff does work and it came naturally on the day. I must make special mention of the Scouts from Marsden and

Bardon, actually Marsden also assisted on the tent checking day. Well done to both Troops, if I have missed any Scouts you can be assured I am pleased with your efforts as well.

In case anyone hasn't read the Newsflashes, below is the latest one

When are we getting our shirts hats etc? This is a question you all want to know.

The Qld Contingent shirt, leather woggle, badges, backpack, Bulletin no 3, final transport notices and Jamboree scarf will be ready at the end of November. On November the 21st and 22nd we will be packing these items, if there are any local Groups that want to pick their packages up they can do so. All I need is your name and phone number.

Send an Email to pvanderk@bigpond.net.au

The Qld Contingent souvenir items you have ordered through us will be mailed the following week.

At the Jamboree you will get the Jamboree shirt, hat, cooler bag, dog tag and lanyard, badges and water bottle.

Enjoy your scouting



For all the latest information, check out the website
<http://www.scoutsaj2010.com>



BADGE SWAP PACKS FOR JAMBOREE

Packs will contain at least 20 badges which will include Queensland specific badges. Some obsolete District Badges and other badges will also be included. We will include two of each so you can keep one if you want and have one to swap.

\$9.95 per pack
(+ postage and handling.)





This month's article is about some time based *windows of opportunity*. We have an opportunity to boost Venturer section numbers. There are great activities that are being organised for Venturers for which all you need to do is bring them to the attention of your Venturers now and get the Venturers to make commitments before the closing dates.

Recruitment Opportunity

I have no statistical evidence to support the following contention but I believe it to be true from anecdotal evidence and the feeling that it makes sense. My contention is that there is a bit of a bubble in the scout section at the moment due to the interest in attending the jamboree in January. Not all but many of those scouts will be over 14 ½ by the time the jamboree is over. We in the Venturer section should be taking this opportunity to see this as the opportunity that it is—many scouts at the end of their time in that section having completed the biggest thing they'll do in the scout section. While their interest in scouting is high we should be doing everything possible to direct that interest toward a continued involvement in the movement by advancing to Venturers. Work with all your local scout section leaders to identify those older scouts attending the jamboree, and their mates not attending the jamboree, and devise plans to ensure the scouts see progressing to Venturers is the thing to do before they find scout section a bit anticlimactic after the jamboree. Do it now because I suspect that many will not be seen in the new year if the seed is not well and truly planted before they finish up for this year.

How about you do a quasi-investiture in the next month so the scouts feel they are in the unit but have deferred the option of attending until the new year. Do whatever it takes to retain these members in the movement. Don't let anyone get away with suggesting that a right of a scout to stay in the scout section until they are fifteen years old is in fact a requirement. The only real requirement is for all leaders to do the right thing by each young person by ensuring their interest and level of challenge is maintained.

Noosa Venture and Urban Challenge

There are two events happening in south-east Queensland in early December, and I hope there are events in the other parts of the state that I am just not aware of. The two I refer to are Noosa Venture and Urban Challenge. Details of what these events are and how to apply to attend them are to be found on the Venturer bulletin board at <http://z8.invisionfree.com/QueenslandVenturers>. Could you use these as linking activities for the older scouts? Check with the organisers but they seem to me to be good examples of what Venturers do well. Don't delay as closing dates are approaching regardless of exam timetables.

Camp LUUI 2010

In last month's Encompass there was an advertisement for Camp LUUI 2010. This is a week long camp where Venturers will take part in training and personal exploration. Active participation at the camp will fulfil the requirements of the Venturer Award level Ideals and Initiative tapes, the unit management course component of the Unit Management tape, and the leadership course component of the Queen's Scout Award level Leadership tape. The camp will start on Saturday 16 January and run through to late on Friday 22 January. Application forms and details of other things we'll be

doing during the camp will be available shortly via the Venturer bulletin board.

In the past this camp has been an exhausting but enriching experience for the Venturers who have attended. Venturers under sixteen are welcome to apply but I need their Venturer leader to get in contact with me directly to assure me that the Venturer concerned is up to the challenge and will give as much to the camp as we want to give to those attending.

There will be other opportunities early in the year to attend separate Venturer Unit Management and Venturer Leadership courses.

Dates (a partial list)

November

20-22 Venturer Leadership Course – Buderim
25 Branch Venturer Scout Council meeting

December

4-6 Noosa Venture – Noosaville
11-13 Urban Challenge



Great Christmas Gift idea

Gerber Black Clutch Mini Pliers with Tempo LED Battery Light in faux leatherette Gift Box
\$39.95 each (+p&h)
 Available mid November – orders taken, limited quantity.

TECHNICAL INFORMATION	
<p>Overall Length: 10.5cm, Closed Length: 6.5cm Weight: 63g Components: Needle-nose pliers, knife blade, file, nail cleaner, small & medium flat blade & crosspoint screwdrivers, tweezers, bottle opener & key ring attachment</p>	<p>Lightsource type: L.E.D. Lightsource Life : 100,000 hours Output Colour: White Output Lumens: 7 Distance: 9m Battery: 1 x AAA Weight: 31g</p>



BANANA BASH 2010 COMMITTEE

Banana Bash committee meetings are now being regularly held before monthly QBRE meetings. You may have heard that the prospective date for BASH 2010 is now most "LIKELY" to be the May Long Weekend (subject to Insurance confirmation).

Jacqueline May (JD) has been appointed by QBRE as the Chair for Banana Bash 2010. If you are interested in joining the committee or have any ideas or suggestions for next year's Banana Bash you contact her on jaqueline_may@live.com.au or 0404 902 236.

ROVER REGION REPRESENTATIVES

There are still several vacancies for Rover Region Representatives for the 2009-2010 term.

Rover Region Representatives are an important activities and communication link between Crews, Regions and QBRE.

As region representative, you are a voice for Rovering in your region. Your duties include regularly communicating with crews in your region, attending QBRE meetings (where possible) and participation in two major rover conferences each year.

If you are interested in becoming a Rover Region Representative or to find out more, contact your existing representative, the QBRE Chairman or BC Rovers.

Contact QBRE to find out if the position has been filled yet in your region?

HAS YOUR CREW ADVISED IT'S CONTACT INFORMATION

Does QBRE have a nominated mail, phone and electronic contact point for your Crew?

Even if your contact information has not changed for some time or your crew leader has been the same person for a while, we URGENTLY need to confirm the correct/current details for all crews

Updated crew contact information can be sent to deputy@qldrovers.org.au

Crew contact information is being assembled and progressively added to a new page in the Rover website.

Rovers often tell QBRE that they didn't know about a particular activity or that they didn't get sufficient information about an activity.

Good communication needs to be two way and there will always still be some responsibility on individual Rovers to seek to find out for themselves via the website or others what is happening.

HAVE YOU JOINED THE QLD ROVER WEBSITE

If you have not joined the Queensland Rover Website, it's easy to join, just log onto the Qld Rover Website and follow the simple instructions.

If you have any problems logging on or aren't receiving emails, contact coms@qldrovers.org.au

QBRE EXECUTIVE

Nominations are open for the following positions:

- Assistant Communications
- Assistant Treasurer
- Secretary
- St Georges Bar

Nomination forms are available on the Rover website. For more information contact the QBRE Chairman.

FUTURE DATES

MID-TERM REGIONAL ROVER CONFERENCE 6-8 November 2009

QBRE MEETING - 15 November - QSC 7pm

LAWNTON ROVERS 25TH ANNIVERSARY 21 November 2009

CHRISTMAS MOOT – 27-29 November Rockhampton

QARM – 11-13 December – Noosa Sea Scout Campsite

QBRE MEETING – December – Date and Time to be confirmed

QBRE CONTACTS

Chairman Philip Verner chair@qldrovers.org.au

Deputy Chairman deputy@qldrovers.org.au

BC Rovers bc.rovers@qldhq.scouts.com.au 0419 704 729

Rover Website www.qldrovers.org.au



**FORMS AND FURTHER
INFORMATION NOW
AVAILABLE FROM
WWW.OZMOOT.COM.**

Youth Awards



CONGRATULATIONS

Queensland Branch is please to announce the awarding of the following awards

JOEY SCOUT PROMISE CHALLENGE

Jeremy Buckley	Burleigh Heads Scout Group
Jayde Ko	Burleigh Heads Scout Group
Chelsea Styan	Sarina Scout Group
Caitlin Ziegeler	Capalaba Scout Group
Kelli Brandis	Gumdale Scout Group
Jack Crossman	Glennie Heights Scout Group
James Kirk	Glennie Heights Scout Group
Jennifer See	Glennie Heights Scout Group

GREY WOLF AWARD

Jack Osler	Bribie Island Scout Group
Reece Moy	Edge Hill Scout Group
Harris Caddick-King	Edge Hill Scout Group
Mitchell Healy	Kallangur Scout Group
Liam Field	Wahminda Park Scout Group
Dominic Ryan	Enoggera Scout Group
Brock Robinson	Glenore Grove Scout Group
Michael Thrussell	Logan Village Scout Group
Luke Atkins	Victoria Point Scout Group
Shane Johnston	Queens Park Ipswich Scout Group
Gemma Cavanagh	Queens Park Ipswich Scout Group
Peter Green	Queens Park Ipswich Scout Group
Mollie Halls	Queens Park Ipswich Scout Group
Emarie Howgego	Queens Park Ipswich Scout Group
Lee Smart	Dayboro Scout Group
David Gourley	Tolga Sea Scout Group
Zoe Denholm	Priestdale Scout Group
William Price	Emerald Scout Group
Ayla Duffy	Gin Gin Scout Group
Amie Hawker	Gin Gin Scout Group
Laura Straede	The Gap Scout Group
Brayden Canniford	Kingaroy Scout Group
Jack Dawson	Pamphlett Sea Scout Group
Millicent Morrison-Davies	Pamphlett Sea Scout Group
Luke Mumford	Pamphlett Sea Scout Group
Kelly Boch	Pamphlett Sea Scout Group

AUSTRALIAN SCOUT MEDALLION

Harley Miles	Glenore Grove Scout Group
Eloise Robinson	Paradise Point Scout Group
Jonathan Bowers	Redbank Plains Scout Group
Dane Miedecke	Hinkler East Scout Group
Ross Pickard	Hinkler East Scout Group
Nicholas Kelly	Palmwoods Scout Group

VENTURER QUEENS SCOUT AWARD

Shanae Findlay	Withcott Scout Group
Hayden Stinten	Withcott Scout Group
Mitchell Sanderson	Labrador Scout Group
Jayme Goulter	Highfields Scout Group

ASHMORE SCOUT GROUP CELEBRATE SUCCESS

Sunday 2nd August 2009 will be a day long remembered and often relived for members of the Ashmore Scout Group who gathered to honour one of their own, the most recent recipient of the Queen's Scout Award in the Group. Aymie has been a member of the Group since joining Joeys at the first available opportunity just 29 days after her 6th birthday.

Aymie revealed that in fact her first experience with the Scouting movement was before she was born when her then pregnant Mum, and Dad assisted on camp as cooks. With Dad John the Group Leader and Mum Linda Group Treasurer, Aymie has only ever known growing up in a Scouting family and wouldn't have it any other way.

She enjoyed learning about Scouting in Joeys and made her mark in the Cub Pack gaining the Yellow Cord. Aymie's Cub Scout Leader Sandra Barker revealed one of her earliest memories of Aymie was a trip to hospital having dislocated her arm on the way to a Cub Scout camp (again her parents volunteering in the kitchen). This all well before Aymie was even old enough to be a Joey Scout!

It came as no surprise when Aymie announced her desire to attain the Queen's Scout Award. This in fact was a decision she reached as a Joey Scout at the presentation ceremony of one of the Group's former Queen's Scouts. During her Queen's Scout journey Aymie, as many others do, came across many road blocks (one literal road block during her bike hike). The way in which Aymie has overcome these bumps on her journey is a testament to her perseverance and integrity and the support of her family, Leaders and fellow Scouts.

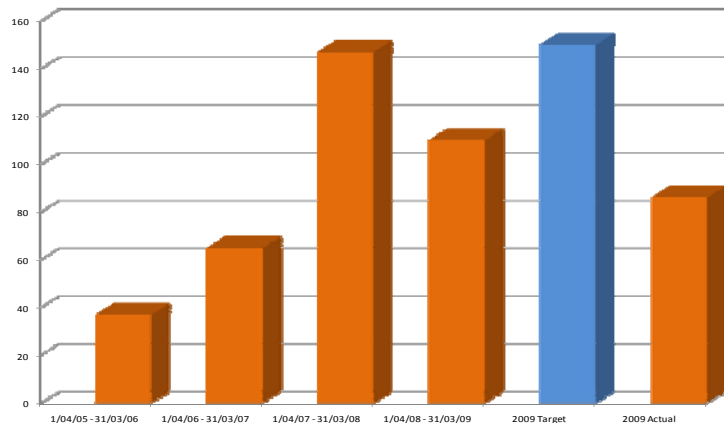
The Queen's Scout journey: it's not about what you have done but who you have become.



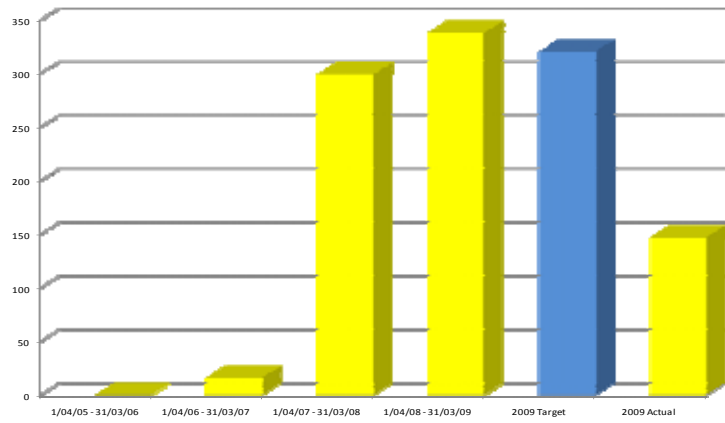
Youth Awards



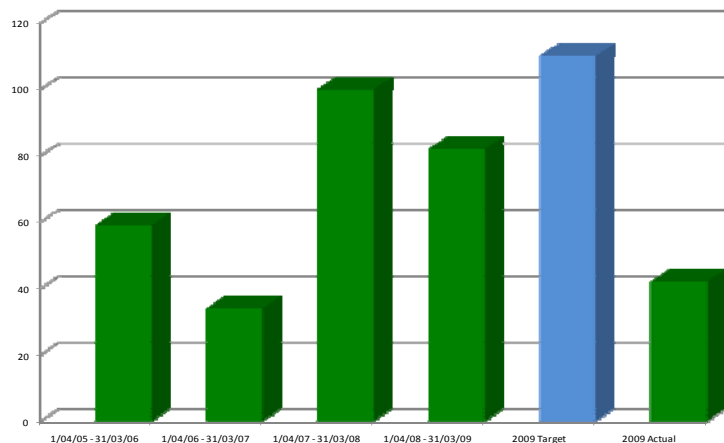
Joey Scout Promise Challenge



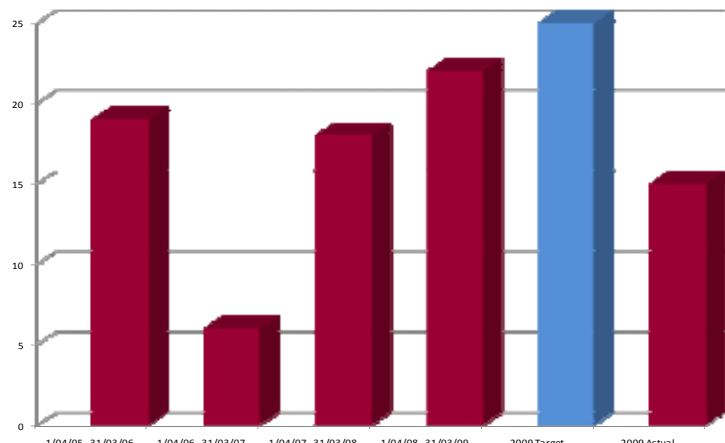
Cub Scout Grey Wolf award



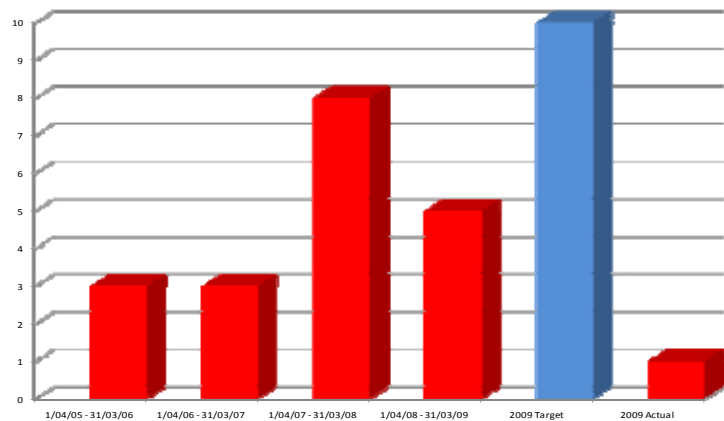
Scout Australian Scout Medallion



Venturer Scout Queen Scout award



Rover Baden-Powell Scout award



YOUTH MEMBERS REWARDED FOR THEIR ACHIEVEMENTS.

Banksia Scout Group, in the Central and Coastal Region had plenty to celebrate in August, Scout Month.

Scout Ryan Lamb was presented with his Australian Scout Medallion and Venturer Scouts Zoe



Roberts and Zac Girvan were presented with Queen's Scout Awards.

Banksia Group is very proud of their youth member achievements and it was a fitting way to celebrate Scout Month and the fact that scouting is alive and well in Mackay. This year is one hundred years of scouting in Mackay.



PLEASE NOTE:

The following forms are required to be submitted for the Youth Award badges to be processed and issued:

- D9—Joey Scout Promise Challenge Application
- D8—Request for the Grey Wolf Award
- D7— Australian Scout Medallion Nomination Form
- D1—Queens Scout Award Recommendation
- D10—Nomination for the Baden Powell Scout Award

All forms are available in the Members Only Area of the Scouts Queensland Website.



By the time you get this newsletter you will probably only have a couple of weeks left in your **programming**. Have you asked yourself if you have had an international theme in your program over the year? If not why not? It is an international organization. I encourage you all to try and put at least 2 internationally themed nights per year. I would also be delighted to hear from you about your fantastic ideas. Sharing them with others is great for the movement. We can even print your ideas in Encompass. No idea is silly and you never know you might even inspire someone else to have a go. Ideas and photos of your activity would be great.

On a very pleasing note, I had the rare pleasure of awarding our Chief Commissioner, Maurice Law, with his International Explorer's Award at the Branch Executive Meeting in October. Usually it is the Chief who presents awards but this time it was an opportunity to present Maurice with an award in front of his peers. Maurice is the only member of the Branch Team to be awarded this award to date. Well done Maurice.

Does that sound like something you could achieve??? Travelling Overseas and visiting Scouts? Would you like to gain your **International Explorer's Award**? You can easily do so when you participate in some Scouting activities whilst you are overseas. All you need to do is participate in a recognised international activity and complete two of the following:

- a minimum of four hours service
- a minimum of one night's camping
- a minimum of one days training
- a minimum of three meetings (1 hour duration each)

When you return to Australia, you need to complete at least three presentations to either Scouting or other community groups. This could be in the form of written articles with photographs or talks and speeches made in front of your Section, District, Region or Branch.

The **International Pen-Pal Program** is a way of communicating throughout the world with other Scouting Groups, an International Experience without leaving town. Members all over the world from Hong Kong to Peru, the UK to Zimbabwe are requesting links with Australian Scouts via email, from which the traditional concept of writing a letter has now given way to.

Through these international connections, young people can develop a broader awareness of the global community, which can assist them in recognising and respecting the differences that exist between the nations and races of the world... all whilst enjoying the common bond of Scouting!

Scouting has always promoted international peace, understanding and cooperation through encouraging contact between young people from various countries and cultures. All that you need to be a part of the Pen-Pal Program is to be a registered Scouts Australia Member, youth or adult.

This month has seen 4 sections from Groups within the state successfully linked with other Groups throughout the world. You too

can be one of the many to join the International Scouting Family.

Scout International Student Exchange Program

Our 3 Venturers are leaving for their 6 week Exchange Program on Sunday 22nd November with 2 heading to Denmark and one to Japan. A final meeting of the 3 Venturers along with their Families is taking place on Saturday 7th November where they will be presented with their SISEP scarves and badges and a final run through on their experience in their respective Host Countries.

It is also encouraging to see that already, two expression of interest forms have arrived from prospective candidates for the 2010/11 Exchange Program. We are keen to hear from any Families who may also be interested in hosting a Venturer from overseas for a 6 week period around July 2010.

If you or your friends are interested in doing a similar trip to experience life and Scouting in another country, currently, we can offer Exchanges to Denmark, England and Japan. But if you want to go somewhere else, I'm sure we can organize something. To start the ball rolling, all you need to do is email Scott Edwards at: sisep@qldhq.scouts.com.au and he can then provide you with more information or application forms.

SISEP is a fully registered exchange program with Qld Education that offers the opportunity for Venturer Scouts (14 – 17yrs) to participate in an exchange program to experience a different culture and Scouting. It is open to participants to travel overseas as well as Families interested in Hosting participants from overseas. Destinations include Denmark, England and Japan. As SISEP is a non-profit exchange program, costs are kept low to ensure value for money. Departures are from the end of November to mid January and Arrivals are around July/August.

Applications are now open for the 2010/11 exchange program which will allow plenty of time for fundraising.

Host Families and Host Corp Team. In October the team had two requests from overseas visitors to meet with Scouts during December. Sandra Hemming, Host Corp Coordinator, needs people like yourself to assist with these requests. We are always on the lookout for host families and people to be a part of the Host Corp Team. This may be anywhere from hosting someone for a few hours to show them local Scouting, to 1-2 days whilst they are here on holidays up to several weeks in they are on exchange. Most of our requests are for 3-4 hours to meet local scouts or at least meet them at the airport. We need to keep a list of people who are interested. Contact us to discuss this further. Being a host is a wonderful experience. This month we have had three requests to meet and greet with people from Germany, UK and USA. We need your help to assist these sorts of people.

Other **future international events** include:

- 26th Asia-Pacific Regional Scout Jamboree, Philippines. 28th December 2009 - 3rd January 2010. Cost \$2500-5000. National is

(Continued on page 22)

Special Duties

Iain Furby
Deputy Chief Commissioner - Special Duties
dcc.specialduties@scoutsqld.com.au



We have all heard stories which begin, 'Once upon a time there was a beautiful princess...'. Well, here is a story that I came across and there is a difference in it! Hopefully it will give you something to think about and be able to put into practice in your life.

Once upon a time there was a princess who was good and kind and clever, and everyone who knew her loved her, but even her father, the king, who loved her most of all, had to admit that she was rather ugly.

Now, handsome princes are not usually very eager to marry ugly princesses, and so that poor princess's chances of finding a suitable husband did not look very good. But the king was growing old, and he wished to see his only daughter settled down and married to a suitable husband who would take good care of her. So he offered a handsome reward to anyone who would bestow the gift of beauty upon the princess.

Many people came to the palace with various ideas and suggestions-and hopes of riches for their trouble-but all to no avail. Then a very old woman arrived at the palace one day. She was bent and wrinkled and walked with the aid of a stick, and when she spoke her voice was croaky-just as you would expect of a good fairy in disguise! She told the king that if his daughter wished to be beautiful she must bathe in milk.

The king burst out laughing when he heard this. 'If only it were that simple,' he sighed. 'The princess tried bathing in milk lots of times-cow's milk, goat's milk, asses' milk-you name it and she's tried it,' he exclaimed despairingly.

'One moment,' croaked the bent old woman. 'My suggestion is not quite as simple as it sounds. You must dig a deep pit in the centre of the palace courtyard and each of your loyal subjects must bring one jug of milk and empty it into the pit. They must do this during the night, and in the morning when the pit is full of milk, the princess shall rise up early and bathe. The magic lies not in the milk but in the love and sacrifice of your people.'

The king knew that all the people in the land loved the princess and he felt sure that they would not hesitate to sacrifice one jug of milk in order to make her beautiful.

So a large pit was dug in the palace courtyard, and in the best fairy-tale tradition the king sent out a proclamation to all the people in his kingdom urging them to donate one jug of milk and to bring it to the palace that very night.

After dark that night there was a great deal of coming and going. One man left his little cottage carrying his jug and made his way to the palace. He loved the princess and wished her to be beautiful, but he was a little bit mean and thought it a pity to waste a jug of precious milk. He hit upon the idea of filling his jug with water instead, for, he reasoned, nobody would be any the wiser and one jug of water amongst so much milk surely could not make any difference. Under the cover of darkness he entered the palace courtyard and tipped the water into the large hole. Then he made his

way back with his empty jug and anyone who saw him would no doubt think that he had done his duty.

The princess rose very early the next morning and made her way to the courtyard of the palace. When she and her handmaidens reached the pit, imagine their disappointment to discover that it contained nothing but water. Every single one of the king's subjects had hit upon the same idea. They had each thought that they could rely on other people to provide the milk and reasoned that their small contribution would not be missed.

As this is a fairy-tale with a difference, it has to be said that everyone did not live happily ever after. The king and his daughter were bitterly disappointed with the way their subjects had behaved and the poor princess remained ugly to the end of her days.

How sad that when the king asked his people to make a small sacrifice they were not willing to respond. When our God wants us to make a little sacrifice-to do something or to give something in his service-do we gladly respond or, like the folk in this story, do we rely on other people and argue that our contribution is not likely to be missed? We need to remember that nobody else can make our contribution.

What can we give to God, we might think. It is worth remembering that he has given us so much and richly blessed each one of us. How much would it cost us to give something, to make some sacrifice, and make our contribution to the well-being of others?

GC Blaze Basketball Team Dedicated Scout Night



Friday 4th December 7:30pm
Gold Coast Convention Centre, Gold Coast Highway Broadbeach.
Ticket info in October Encompass, Be there for a great night of Scouty Fun.

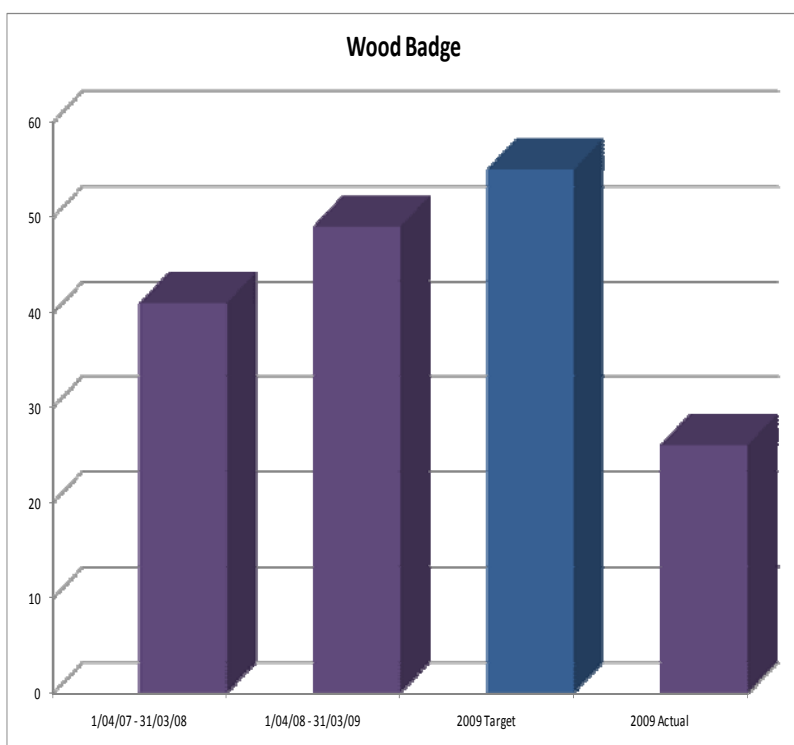
scouts Reunited
Celebrating a century of scouting

Training Calendar

Dates are subject to change throughout the year



Course ID	Course Name	Venue Name	Start Date	Finish Date	Closing Date
5120915	Cub Scout Skills 3	Baden Powell Park, Samford	27/11/2009	29/11/2009	9/11/2009
5620906	Specialist Outdoor Activities Skills 3	Baden Powell Park, Samford	27/11/2009	29/11/2009	9/11/2009
7100907	Junior First Aid	Moreton Region Headquarters - Booval	28/11/2009	28/11/2009	31/10/2009
5510915	Leader of Adults Skills 2	Rocky Creek C'site, Landsborough	28/11/2009	28/11/2009	9/11/2009
5010914	Joey Scout Skills 2	Rocky Creek C'site, Landsborough	28/11/2009	28/11/2009	9/11/2009
5210914	Scout Skills 2	Rocky Creek C'site, Landsborough	28/11/2009	28/11/2009	9/11/2009
5110915	Cub Scout Skills 2	Rocky Creek C'site, Landsborough	28/11/2009	28/11/2009	9/11/2009
7100907	Senior First Aid Recertification	Moreton Region Headquarters - Booval	28/11/2009	28/11/2009	9/11/2009
5310913	Venturer Scout Skills 2	Rocky Creek C'site, Landsborough	28/11/2009	28/11/2009	9/11/2009
7100908	Junior First Aid	Moreton Region Headquarters - Booval	29/11/2009	29/11/2009	31/10/2009
7100908	Senior First Aid Recertification	Moreton Region Headquarters - Booval	29/11/2009	29/11/2009	9/11/2009



CONGRATULATIONS WOODBADGE

Pleased to announce the awarding of the Woodbadge to the following Members.

Darrell Wiseman	2nd Toowoomba Scout Group
Caroline Stevens	Algester Scout Group
Gillian Hall	Greenbank Scout Group
Anthony Politylo	Sherwood Scout Group
Steven Thrum	Sherwood Scout Group
Cindy Van Der Gevel	Greenbank Scout Group
Janine Wolf	Jimboomba Scout Group

PUBLICATIONS THAT MAY ASSIST WITH TRAINING

Policy & Rules 2008
\$12.95

Programming in the Joey Scout Section
\$7.95

Cub Scout Leaders' Resource Folder
\$29.95

Camp Planning
\$9.50

Fieldbook for Australian Scouting
\$36.95

Duty to my God
\$4.95

Facets of B.P.
\$4.95

My Adventures into Cub Scouts
\$3.75

Camping and Hiking
\$11.95

Campfire Leaders Handbook
\$4.95

Administration & Communications



UNKNOWN BLUE CARDS RECEIVED



commission for
children and young people
and child guardian

We have received Blue Card information from the Commission for the following people, however there is no record of their involvement with Scouting as a Member or an Adult Helper. If any of the people listed below are attached to your Formation please contact the Adult Membership Support officer immediately. Failure to determine where these people are attached to will result in advice to the Commission of their non involvement with Scouting in Queensland. Contact the Adult Membership Support officer on 3721 5732 or adult.membership@scoutsqld.com.au

FISHER, Gregory William

SIMPSON, Yvette Sheree

PICKERING, Robert Franklyn

HUNTER, Alister John

DAVIES, Adam Mathew

WHITE, Craig

REEVE, John Ian

THOMAS, David Frank

MATTHEWS, Wayne Douglas

CANAL, Susan Frances

GODING, Maria-Eduarda

THOMAS, Sharan Rose

O'GILVIE, Scott

KING, Alexander

GRANTS —GUIDELINES

Please refer to the September Edition Of Encompass for Information on the new Online Grants procedure.

1. All grants applications must be sent to your Region Commissioner.
 2. The Region Commissioner will attach a letter of support and then forward it to the Grants Officer at Branch Headquarters.
 3. Applications for Grants are to be lodged with the Branch Headquarters at least one (1) week prior to the closing date and Grant Applications received with less than one (1) weeks' notice, unless prior notice has been given, will not be accepted or submitted for the current round of Grants.
 4. Grants which can be applied for "on line" can still be submitted by Formations but a copy of the Application must be sent to the Region Commissioner and to the Grants officer at Branch Headquarters. **Please note that Gambling Community Benefit Fund Grant, Jupiter's Casino Community Benefit Fund, Breakwater Island Casino Community Benefit Fund and Reef Hotel Casino Community Benefit Fund does not apply, this is for online applications of up to \$5000.00 and no acquittal to be provided.**
 5. The only person who is authorized to sign on behalf of the Association is the State Executive Officer and therefore any grant which requires a signature on behalf of the Association must come through Branch. **Please note that Gambling Community Benefit Fund Grant, Jupiter's Casino Community Benefit Fund, Breakwater Island Casino Community Benefit Fund and Reef Hotel Casino Community Benefit Fund will need to be authorised by the State Executive Officer before they can be lodged online.**
 6. When bank account details are to be provided the bank account into which money is to be deposited is:
The Scout Association of Australia, Queensland Branch Inc.
BSB No 034 010
Account No 156442
- By using this Bank Account, Scouts Queensland will be responsible to remit the GST component of the Grant to the Australian Tax Office.**
7. Invoices for products purchased from the grant are to be forwarded to Branch Headquarters for payment as in this way we can claim back the GST on invoices paid. GST is not able to be claimed if the Formation pays the Invoice and then requests a refund from Branch. This will in turn mean that you will not get the full value of the grant.
 8. Groups who ignore a request for information to acquit a grant will be ineligible to apply for the next round of Grants



Queensland Branch

WEBSITE UPDATES

<http://www.scoutsqld.com.au>

1. Updated Forms as listed above
2. 2010 Environment Calendar
3. Policy Update—Annual Property Returns (From Issue 13 Encompass)

CHARTERED FORMATIONS

The following Formations have become Chartered or rechartered during the month:

Taringa Milton Toowong Scout Group
Glennie Heights Scout Group



UPDATED FORMS

The following forms have been updated to allow online editing. To make changes to these forms you need Adobe Acrobat Reader. Download free from <http://www.adobe.com>

Form	Description	Issue	Date
F22	Charter/Recharter checklist	5	10/09

Program Ideas

To be a Movement which delivers
a dynamic, exciting and vibrant
program



DOVE OF PEACE CRAFT

Martin Luther King's message was always one of peace. Try this pretty dove of peace craft as a reminder. This dove is also very pretty hanging from the Christmas Tree!

You will need:

- White card
- White paper
- Thread
- Glue
- Gold pen
- Dove template

Instructions:

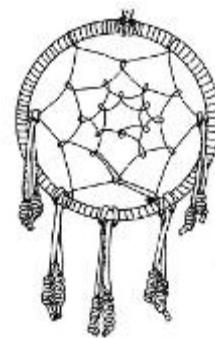
Draw a dove shape on card or print our template. Cut out, and decorate the dove with gold pen. Lie the paper flat in front of you. Fold over a piece about ½ inch wide.

Turn the paper over and fold again. Keep going until all paper is folded. Cut a slit in the centre of the dove and slide the folded paper half way through. Fold the top edges of the folded paper up to join one another and glue together.

If you want to hang the dove punch a hole at the top of the wings and tie through a length of thread.

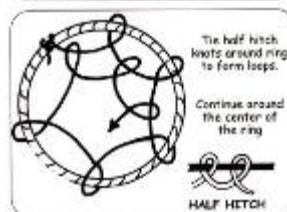
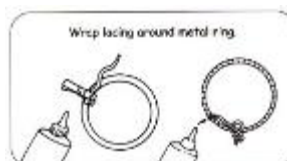
DREAM CATCHERS

Native American Tradition says that if you hang a dream catcher over your bed, it will catch the bad dreams in its net. Good dreams spiral around the web and pass through the center and back to you. Your dream catcher uses rings, cording, and beads and is a great example of Native American folklore.



For Christmas, make it out of red and green

yarn and beads (make small ones for Christmas decorations on the tree)



You will need:

- Tacky glue
- 6" Metal ring
- Assorted pony beads
- 8 yd Beige suede lacing
- Natural cotton twist cord
- Scissors
- Ruler
- 2 Clothespins

Instructions:

1. Wrap the ring: Spread glue on first inch of suede lacing and hold in place on the ring with a clothespin. Wrap the lacing around the metal ring, being careful not to twist the lacing. Glue the end to the lacing where they meet and hold with the clothespin until dry.

2. Wrap the ring: Spread glue on first inch of suede lacing and hold in place on the ring with a clothespin. Wrap the lacing around the metal ring, being careful not to twist the lacing. Glue the end to the lacing where they meet and hold with the clothespin until dry.

3. Tie the webbing: Roll cotton cord loosely into a ball. Knot one end of cotton cord around the metal ring then seal the knot with glue. Tie approximately six half hitches every three inches around the ring. Pinch each completed knot as you begin the next. Add a half hitch next to the knot where you began. Then begin tying half hitches in the middle of the cord you already added. Continue until you complete a total of three more circles of half hitches. Double knot the cord in the center of the webbing then seal knot with glue. Cut off excess cord.

4. Adding the hanger: Cut three 10" lengths and three 12" lengths of suede lacing. Knot ends together of one 10" length and insert one end of loop through metal ring at the top. Draw knot through loop and pull tight.

5. Adding the dangles: Knot one end of each of the other laces. Thread an even number of beads onto each lace then knot other end. Slide the same number of the beads up to each knot. Fold



2009 CHRISTMAS BADGE

Available mid November—orders taken

\$2.50 each (+p&h)

Program Ideas

To be a Movement which delivers
a dynamic, exciting and vibrant
program



SCOUT CHRISTMAS CAROLS

Tune: Jingle Bells

School is out, we won't pout,
Cubs shout "hip hooray!"
Something Special's coming soon,
And it's Christmas day.

Wrap the gift, trim the tree,
Mind your Mon and Dad.
You'll get presents if you do,
Boy, won't you be glad!

Tune: Frosty the Snowman

Tommy, the Cub Scout
Was a very happy boy.
With a uniform of blue and gold
And a Den that gave him joy.

Tommy, the Cub Scout
Earned his badges one by one.
He did his best and met the test.
A good citizen he's become.

He helps out other people when
He sees they need a lot.
He does his chores around the house
And feeds his dog (named Spot).

Tommy, the Cub Scout
Does his duty willingly.
Someday he'll join a Boy Scout Troop
And a fine man he will be.



NICOLE'S BUSH CHRISTMAS DAMPER

- 4 cups (600g) self-raising flour
- 2 teaspoons salt
- 2 teaspoons sugar
- 40g butter
- 2 cups (500ml) milk
- 1 tablespoon milk, extra
- 2 teaspoons bicarbonate of soda
- ribbon, bay leaves and berries, to decorate

Method

1. Preheat camp oven. Place the flour, salt, sugar and bicarbonate of soda in a large bowl. Using your fingertips, rub butter into flour until mixture resembles fine breadcrumbs. Add the milk and stir until a soft dough forms.
2. Turn the dough onto a lightly floured surface and divide into 3 equal portions. Roll each portion into a 50cm long, 2cm diameter log.
3. Plait the dough portions, then join the ends to form a round wreath shape. Brush with extra milk. Wrap the wreath in foil and bake for 25 to 30 minutes or until golden. Set aside to cool.
4. Decorate with ribbon, leaves and berries. Serve with golden syrup.



MINI CHOCOLATE CHRISTMAS CAKES

Makes 24

Ingredients

- 1/3 cup apple juice
- 375g Sunbeam Mixed Fruit
- 75g butter, softened
- 1/3 cup brown sugar
- 1/2 cup self-raising flour
- 1/2 teaspoon mixed spice
- 1/2 teaspoon vanilla essence
- 1 egg, at room temperature
- 1/4 cup dried apricots, chopped
- 1/2 cup dark choc bits
- 250g packet ready-made white icing


Method

1. Heat apple juice in a microwave-safe bowl on HIGH (100%) for 1 minute. Add dried fruit and apricot. Cover and set aside for 1 hour, stirring occasionally.
2. Preheat oven to 160°C. Lightly grease two 12-hole, 1 1/2 table-spoon (30ml) capacity mini muffin pans. Using an electric mixer, beat butter, brown sugar and vanilla until pale and creamy. Add egg. Beat to combine. Stir in fruit mixture. Sift flour and spice over mixture. Stir until combined. Stir in chocA bits.
3. Spoon mixture into muffin holes to completely fill. Smooth surface. Bake for 25 to 30 minutes or until a skewer inserted into the centre comes out clean. Cool for 10 minutes in pan. Run a knife around edges to loosen cakes. Turn out onto a wire rack to cool completely.
4. Roll icing out between 2 sheets baking paper until 5mm thick. Using a 5cm star-shaped biscuit cutter, cut stars out of icing. Place stars over upturned cakes, letting points hang over the sides. Serve or gift-wrap.



CHOCOLATE MELTING SPOONS

Simply dip colored, sturdy plastic spoons in melted dark, milk or white chocolate (or candy melts) and top with multicolored or glittery sprinkles.



Wrap in clear or colored cellophane, tied with ribbon. For a special addition to this yummy gift, glue a photo of your child onto a square of construction paper & make it a gift tag.

NOTE: This is intended as a hot drink stirrer. We do NOT recommend you allow young children to eat these alone, as they could bite into the plastic spoon.

Program Ideas

To be a Movement which delivers
a dynamic, exciting and vibrant
program



YARN: THE CHRISTMAS SCOUT

In spite of the fun and laughter, 13-year-old Frank Wilson was not happy. It was true that he had received all the presents he wanted. And he enjoyed these traditional Christmas Eve reunions of relatives, this year at Aunt Susan's, for the purpose of exchanging gifts and good wishes. But Frank was not happy because this was his first Christmas without his brother, Steve, who during the year, had been killed by a reckless driver. Frank missed his brother and the close companionship they had together.



Frank said good-bye to his relatives and explained to his parents that he was leaving a little early to see a friend: from there he could walk home. Since it was cold outside, Frank put on his new plaid jacket. It was his favorite gift. The other presents he placed on his new sled.

Then Frank headed out, hoping to find the patrol leader of his Boy Scout troop. Frank always felt understood by him. Though rich in wisdom, he lived in the Flats, the section of town where most of the poor lived, and his patrol leader did odd jobs to help support his family. To Frank's disappointment, his friend was not home.

As Frank hiked down the street toward home, he caught glimpses of trees and decorations in many of the small houses. Then, through one front window, he glimpsed a shabby room with the limp stockings hanging over an empty fireplace. A woman was seated near them weeping.

The stockings reminded him of the way he and his brother had always hung theirs side by side. The next morning, they would be bursting with presents. A sudden thought struck Frank; he had not done his "good turn" for the day.

Before the impulse passed, he knocked on the door. "Yes?" the sad voice of the woman inquired. "May I come in?" "You are very welcome," she said, seeing his sled full of gifts, and assuming he was making a collection, "but I have no food or gifts for you. I have nothing for my own children."

"That's not why I am here," Frank replied. "Please choose whatever presents you'd like for your children from this sled."

"Why, God bless you!" the amazed woman answered gratefully. She selected some candies, a game, the toy airplane and a puzzle. When she took the new Scout flashlight, Frank almost cried out. Finally, the stockings were full.

"Won't you tell me your name?" she asked, as Frank was leaving. "Just call me the Christmas Scout," he replied.

The visit left the boy touched, and with an unexpected flicker of joy in his heart. He understood that his sorrow was not the only sorrow in the world. Before he left the Flats, he had given away the remainder of his gifts. The plaid jacket had gone to a shivering boy. But he trudged homeward, cold and uneasy. Having given his presents away, Frank now could think of no reasonable explanation to offer his parents. He wondered how he could make them understand.

"Where are your presents, son?" asked his father as he entered the house. "I gave them away."

"The airplane from Aunt Susan? Your coat from Grandma? Your flashlight? We thought you were happy with your gifts."

"I was very happy," the boy answered lamely.

"But, Frank, how could you be so impulsive?" his mother asked. "How will we explain to the relatives who spent so much time and gave so much love shopping for you?" His father was firm. "You made your choice, Frank. We cannot afford any more presents."

His brother gone, his family disappointed in him, Frank suddenly felt dreadfully alone. He had not expected a reward for his generosity. For he knew that a good deed always should be its own reward. It would be tarnished otherwise. So he did not want his gifts back, however, he wondered if he would ever again truly recapture joy in his life. He thought he had this evening, but it had been fleeting. Frank thought of his brother and sobbed himself to sleep.

The next morning, he came downstairs to find his parents listening to Christmas music on the radio. Then the announcer spoke: "Merry Christmas, everybody! The nicest Christmas story we have this morning comes from the Flats. A crippled boy down there has a new sled this morning, another youngster has a fine plaid jacket, and several families report that their children were made happy last night by gifts from a teenage boy who simply referred to himself as the Christmas Scout. No one could identify him, but the children of the Flats claim that the Christmas Scout was a personal representative of old Santa Claus himself."

Frank felt his father's arms go around his shoulders, and he saw his mother smiling through her tears. "Why didn't you tell us? We didn't understand. We are so proud of you, son." The carols came over the air again filling the room with music.

Program Ideas

To be a Movement which delivers
a dynamic, exciting and vibrant
program



REINDEER CRAFT TREAT HOLDER

A Reindeer craft that kids can make and give as a gift. These whimsical little reindeer can serve as place card holders for a holiday table, party favors, or give a large reindeer as a gift, filled with the recipients favorite candy!



They are an easy and inexpensive craft for classrooms or scout troops.

You'll Need:

- Scissors
- Craft glue, glue stick or glue dots
- Terracotta clay pots; 2"-5"
- Plastic eyes
- Red pom-poms (glitter pom-poms are a fun addition!)
- Three shades of brown craft foam, cardstock paper or construction paper;

How to Make It:

First, with one shade of brown, cut the antlers to match the size of your pot. If you are making the larger reindeer, use a child's hand-print as pattern. Then, cut the ears with the other brown. We used a lighter shade of brown to add yet another layer to the ears but that's not necessary.

Attach the ears to the back of the pot. Then add the antlers. Glue the eyes and nose the front. Fill the pot with candy, nuts or

HOW MERRY CHRISTMAS IS SAID...

Afrikaans: Geseënde Kersfees
African/ Eritrean/ Tigrinja: Rehus-Beal-Ledeats
Albanian: Gezur Krislinjden
Arabic: Milad Majid
Argentine: Feliz Navidad
Armenian: Shenoraavor Nor Dari yev Pari Gaghand
Bahasa Malaysia: Selamat Hari Natal
Bohemian: Vesele Vanoce
Bosnian: (BOSANSKI) Cestit Bozic i Sretna Nova godina
Brazilian: Feliz Natal
Bulgarian: Tchestita Koleda; Tchestito Rojdestvo Hristovo
Chile: Feliz Navidad
Chinese: (Cantonese) Gun Tso Sun Tan'Gung Haw Sun
Chinese: (Mandarin) Kung His Hsin Nien bing Chu Shen Tan
Columbia: Feliz Navidad y Próspero Año Nuevo
Cornish: Nadelik looan na looan blethen noweth
Croatian: Sretan Bozic
Czech: Prejeme Vam Vesele Vanoce a stastny Novy Rok
Danish: Glædelig Jul
English: Merry Christmas
Eskimo: (inupik) Jutdlime pivdluarit ukiortame pivdluaritlo!
Estonian: Rõõmsaid Jõulupühi
Ethiopian: (Amharic) Melkin Yelidet Beaal
Finnish: Hyvaa joulua
French: Joyeux Noel
Gaelic: Nollaig chridheil agus Bliadhna mhath ùr!
German: Fröhliche Weihnachten
Greek: Kala Christouyenna!
Hawaiian: Mele Kalikimaka
Hebrew: Mo'adim Lesimkha. Chena tova
Hungarian: Kellemes Karacsonyi unnepeket
Icelandic: Gledileg Jol
Indonesian: Selamat Hari Natal
Iraqi: Idah Saidan Wa Sanah Jadidah
Irish: Nollaig Shona Dhuit, or Nodlaig mhaith chugat
Italian: Buone Feste Natalizie
Japanese: Shinnen omedeto. Kurisumasu Omedeto
Korean: Sung Tan Chuk Ha
Latin: Natale hilare et Annum Faustum!
Latvian: Prieci'gus Ziemsvētkus un Laimi'gu Jauno Gadu!
Macedonian: Sreken Bozhik
Maori: Meri Kirihimete
Norwegian: God Jul, or Gledelig Jul
Peru: Feliz Navidad y un Venturoso Año Nuevo
Philippines: Maligayan Pasko!
Portuguese: Feliz Natal
Russian: Pozdrevlyayu s prazdnikom Rozhdestva is Novim Godom
Samoan: La Maunia Le Kilisimasi Ma Le Tausaga Fou
Serbian: Hristos se rodi.
Spanish: Feliz Navidad
Swedish: God Jul and (Och) Ett Gott Nytt År
Thai: Sawadee Pee Mai or souksan wan Christmas
Turkish: Noeliniz Ve Yeni Yiliniz Kutlu Olsun
Ukrainian: Srozhdestvom Kristovym or Z RIZDVOM HRYSTOVYM
Vietnamese: Chuc Mung Giang Sinh

MINI CHRISTMAS PUDDINGS

Makes 12

Ingredients

- 100g white chocolate melts
- 12 Arnott's Royals chocolate biscuits
- 12 Jaffas
- Spearmint leaves cut into smaller leaves



Method

1. Place the white chocolate melts into a heatproof bowl. Microwave on Medium/50% power, stirring every minute until they are fully melted.
2. Spoon the melted chocolate into a sealable plastic bag and snip one corner of the bag to make a piping bag. Pipe enough white chocolate on top of the biscuits, allow to drip down the side to resemble custard flowing over the pudding.

Place a Jaffa on top and a small spearmint leaf each

VOLUNTEER POSITION AVAILABLE

Camp Karingal, located on 165 hectares of pristine bush at Mt Cotton, (opposite Sirromet Winery) is currently seeking to fill a Weekend Warden's volunteer position. It's a live-in responsibility from Friday afternoon after work to mid-Sunday afternoon only once every 6 weeks. (I.e. a shared roster)

Karingal is becoming more popular as its reputation grows. Currently the Campsite has bookings well into mid 2010

Duties include a small amount of direction to sites, collecting some data from clients or Scouts and handling general enquiries. By the way, all activities over the weekend are pre-booked. In any case, you'll be fully trained by the Karingal Manager and a back-up number is available, so there's no need to stress.

Of course, you may choose to bring your partner to enjoy the weekend and both reside at the Wardens Hut, a small comfortable air-conditioned carpeted building containing beds, kitchen, ensuite and TV facilities.

There's plenty of time for relaxation so this role will suit someone with a friendly, helpful and the dependable nature, who'd also like to spend a quiet weekend in bush once in a while.

Your volunteer help will be tremendously appreciated by Scouting Queensland. Please consider and feel free to contact the Karingal Manager, Paul Oliver on 3206 6310 for a confidential discussion.

The position is available now.



CHRISTMAS BADGE PACKS

Four Christmas badges from previous years (RRP \$2.00 per badge)

\$3.00 per pack (+p&h)

(badges may change without notice)

(Continued from page 14)

seeking a contingent leader for this event.

- 11th New Zealand Venture – 1st-10th January 2010. Location Wellington, New Zealand. Cost approx. \$3000. Pre and post tours also will be available at additional costs.
- Boy Scouts of America National Scout Jamboree – Australia is sending a contingent from mid July to mid August 2010. Cost approximately \$6000. The Jamboree will be held at Fort A.P. Hill in the state of Virginia, just a short drive south of Washington DC. Jamboree activities will include archery, orienteering, challenge trails, motocross, fishing, scuba diving, marksmanship & many more. The daily program offers fun, challenge, an opportunity for religious reflection, citizenship and international brotherhood. The Contingent will be travelling touring New York, Niagara Falls and Washington DC before arriving at the Jamboree site. We will be departing from Washington DC shortly after the Jamboree ends. Applications close 30th June 2009.
- Finish Jamboree to celebrate 100 years Scouting in Finland – 28th July – 5th August 2010. Evo camp site in Southern Finland, near Hameenlinna, Finland. Cost €225.
- 4th William I Koch International Sea Scout Cup – 1-7 August 2010. Scouts Australia would like to send a team (made up of 2 youth members) who will represent Scouts Australia. Individuals or teams can apply to represent Scouts Australia. Sea Scouts from around the world are heading to the United States Naval Academy in New London, the host for the annual William I. Koch International Sea Scout Cup, August 1 - 7, 2010. This youth sailing regatta is open to young men and women between the ages of 16 and 21 who are actively registered in Scouts Australia. The five-day event will be held at the Naval Academy's Sailing Centre. Teams from the United States and 20 countries can test their seamanship and leadership skills as they sail Vanguard 420's. Scouts Australia is offering a 50% scholarship to attend this event. The total fee will include the return airfare and event fee which covers food, lodging, access to sailboats and VIP tour of the White House. Scouts Australia will pay 50% of this cost whilst the individual will have to pay the other half.
- 13th World Scout Moot – Kenya – 27th July – 7th August 2010. Cost \$5000-8000. National is seeking a contingent leader for this event.
- 19th New Zealand Jamboree - Hamilton, New Zealand – 29th December 2010 to 6th January 2011. Estimated costs \$3000-6000.
- World Scout Jamboree in Sweden in 2011. The theme is "Simply Scouting" and Venturers aged 15 but not yet turned 18 of age at the time of the event can apply. The contingent fee will be \$5000-7000. The event will be held on the fields of Rinkaby not far from the town of Kristianstad, in the province of Skåne, southern Sweden. If you are interested please contact us as soon as possible.

If you **would like to know more about what is happening internationally in Scouting** or you would like to participate in an overseas event, how about visiting Scouts Australia's Website on www.international.scouts.com.au and it will open up many more links for you to explore?

For any further information, please contact Paul Rollason, BC International, via Branch or E-Mail bc.international@qldhq.scouts.com.au or visit the Queensland website at www.scoutsqld.com.au and click on "Events" and then "International".

Season 2009/10



Special Group Packages



Scout Association of Australia QLD Branch Inc.
Dedicated game on

FRIDAY 4TH DEC



Gold Coast Convention & Exhibition Centre

Group packages from just \$11pp!



Scouts Association of Australia QLD Branch Dedicated Game Friday 4th Dec

Don't be caught sitting at home Friday December 4 when the Gold Coast Blaze is set to take on the Cairns Taipans. If you can get a group of 10 or 20 people together, we'll give you some UNBELIEVABLE discounts to get you in on the explosive game time action. Whether you want to be so close you can feel the rim rattle after a dunk, or you're after the cheapest seats in the house, a Gold Coast Blaze group package is the best value you'll find in any professional sport in Australia.




Book now to secure your seats!

Prices for groups of 20 or more to any Blaze Home Game in the following sections		
Stairm Dunk	Adult \$11	Child \$6
3-Point	Adult \$15	Child \$10
Courtside Orange	Adult \$20	Child \$12

Gold Coast Blaze will also provide a **FREE** ticket to the Group Organiser (in the same section as tickets ordered).

Prices for groups of 10 or more to any Blaze Home Game in the following sections		
Stairm Dunk	Adult \$11	Child \$6
3-Point	Adult \$15	Child \$10
Courtside Orange	Adult \$20	Child \$12

Your attendance to this game helps Scouts Australia as Gold Coast Blaze will be making a gold coin donation with each ticket sold.




Phone 1300 Blaze GC or email sales@blazegc.com.au for further information

"We Need Your Help"

The International Pen-Pal program currently has over 50 links from around the world wanting Australian Pen-Pals. We have Joey Mobs, Cub Scout Packs, Scout Troops and Venturer Units all wanting Australian Pen-Pals.

Apply today at penpals@qldhq.scouts.com.au

Your whole Mob, Pack, Troop or Unit can get involved with your Section equivalent somewhere in the world and swap photos, program ideas and camp experiences.



SCOUT USB'S

These USB Keys hold 4GB data, perfect for keeping all your Scout data together, and have been laser engraved with the Australian Scout Logo.

Great as a gift for a special occasion or for Christmas!

\$19.95 (+ postage and handling.)



HOLIDAY ADVENTURE OPPORTUNITY

Camp Karingal at Mt. Cotton has a fantastic opportunity for an exclusive number of Scouts.

The "Word's" got out in the community that the Holiday Adventure Camp activities here at Camp Karingal are awesome! That means they now get booked well in advance. We need some great Scouts to make happen all over again!

Producing the action-packed Holiday Adventure Camp Programme over the Christmas period is their aim, so you'll need to be either experienced & enthusiastic or simply passionate and willing to gain new talents.

Don't mind messy games, lots of laughs and plenty of food? Want some positive input in young kid's lives?

Like to work right inside some 165 hectares of pristine bush environment close to Brisbane?

Wouldn't mind being actually paid to do what you'd normally do as a volunteer?

Sweet... so, got you interested?

Next step is to give the Karingal Manager, **Paul Oliver**, a call 3206 6310 or email him straight away (karingal.manager@scoutsqld.com.au) to land that interview!



Scouts Australia,
Queensland Branch Inc.
2010 CALENDAR
**All bookings to Branch
Headquarters –
(07) 3870 7000**



All courses except Gliding are held at the
A.T.A.E. Hangar No. 1
Entrance via the
Royal Queensland Aero Club Car Park
Beatty Road Archerfield

Month	Joey Scout Mornings Saturday 9.00am – 12noon	Cub Scout Mornings Saturday 8.00am – 12noon Level 2	Cub Scout Days Sunday 8.00am – 3.00pm Level 1	Scout Course Days Saturday 8.00am – 6.00pm	Gliding
February	13	20	21	27	AS
March'	6 / 27	13	14	20	
April	-	17	18	-	R
May	15	22	23	8 / 29	E
June	5	19	20	-	Q
July	24	31	-	17	U
August	14	21	1 / 22	7 / 28	I
September	4	11	12	-	R
October	16	23	24	9 / 30	E
November	6	13	14	20	D

Joey Scout Mornings 8.30am for 9.00am start to 12noon	Joey Scout morning courses are available to all Joey Scouts. These courses give the Joey Scouts the experience of seeing an airfield in operation. The morning includes games; craft work, inspecting aircraft and other fun activities. Joey Scouts are not permitted to fly. Cost: \$12.00 per Joey Scout (Cost for Leader: Nil)
Cub Scout Days <u>Level 1</u> 8.00am to 3.00pm	Cub Scout day courses are available to all Cub Scouts. One Leader per 6 Cub Scouts is required to help with base operations. The Cub Scout day includes: Flight in a light aeroplane, kite and glider making as well as other fun activities. Activities on the day qualify Cub Scouts for the Flight Level 1 Badge. Cost: \$50.00 per Cub Scout (Cost for Leader/Parent if flying \$40.00)
Cub Scout Days <u>Level 2</u> 8.00am to 12noon	Cub Scout day courses are available to those interested in the Flight Level 2 Badge. The day course includes a flight in a light aeroplane, making a model aeroplane and aircraft identification. Cost: \$47.00 per Cub Scout (Cost for Leader/Parent if flying \$40.00)
Scout Course Day 8.00am to 6.00pm	The aim of this course is for each Scout to achieve the Air Activities Target Badge of their choice. This is accomplished by pre-course assignments followed by an INTENSIVE DAY Course. The cost includes a flight in a light aeroplane, making a model glider, feature film and all course handouts. The programme is comprehensive and covers all Target Badge requirements. One Leader per Troop is required to help with base supervision. Cost \$57.00 per Scout (Cost for Leader if flying \$40.00)
Gliding	Gliding is available for Venturers, Rovers and Leaders who will be able to experience soaring as the pilot of a two-seat glider with an instructor. A pre-course instructional evening must be attended. The gliding is conducted in association with Soaring Clubs affiliated with the Gliding Federation of Australia. Cost: \$90.00 per 1st launch. Additional launches paid direct to Gliding Club.

Please Note: A non-refundable deposit is required. Course costs are correct at the time of printing; however they may be subject to change without prior notice (Aviation industry/fuel).

We look forward to having your company for an aeronautical experience in 2010.