

Queensland and

ENCAMPASS

Issue 18, April 2010



Photo from Roventure 2010

TRAINING CALENDAR

Full year available from the website

CERTIFICATE OF CURRENCY

2010/2011 version available now

INSIDE THIS ISSUE

PIONEERING AND KNOTS PROGRAM IDEAS

QSC STAFF CONTACT LISTING

POLICY
UPDATES
& MEMOS

**TRAINING QUALIFICATIONS
AND WHAT I AM ENTITLED TO DO**

News & Events

DATES TO REMEMBER

April

- 17 Youth Activities—Bike Bungle
- 18 Great Aussie Campout
- 25 Anzac Day
- 30-3 May Venture
- 30-3 Ven MX
- 30-3 Banana Bash

May

- 2 Banana Bash Visitors Day
- 15 District Commissioners Conference
- 21-23 BAANYA
- 23 Kanyanya
- 30 Youth Activities—Orienteering Day
- 31 Appointment of Badge Secretary Forms Due
- 31 Authorised Trading Officers forms due
- 31 Finance Returns due

June

- 04 Queensland Branch Rover Council Annual General Meeting
- 04-06 Queensland Branch Rover Executive Annual Conference
- 11-14 June Moot
- 28-9 July Holiday Adventure Camp—BP Park
- 28-9 July Holiday Adventure Camp—Karingal
- 30-8 July Queensland Venture
- 30 Youth Awards Submission Deadline

July

- 01-09 Holiday Adventure Camp—BP Park
- 01-09 Holiday Adventure Camp—Karingal
- 01-08 Queensland Venture
- 02-10 Brisbane Gang Show
- 23-25 Urban Challenge
- 31 World Scout Day Ball

August

- 01 World Scout Day
- 07 Joey Scout Jaunt
- 14-15 Operation Nighthawk

SILKWOOD CELEBRATE BP'S BIRTHDAY

What better way to celebrate BP's Birthday than with a visit to the Heritage Centre at BP Park for a guided tour. Only problem was that 27th February dawned bleak and overcast with rain threatening. Not to be deterred, Dolphin, Hathi, Kaa, Cougar and Bunyip, loaded the bus with 18 excited Silkwood Cub Scouts.



The closer they got to BP Park from the Gold Coast, the heavier the rain got. Driving down Samford Road the rain was almost torrential. Arriving in the car park, it was a mad dash from the bus to the closest verandah, to sit down and have lunch before the Heritage Centre opened. Now what do you do with 18 cubs, who didn't bring rain coats....why tear out the bottom of garbage bags and put it over your head of course. The look was rather fashionable, plus it kept them dry.

The rain eventually eased to an acceptable fine drizzle when it was just about time to board the bus for the trip home. But even despite the weather, the Cubs had a fantastic day, and saw and learnt so much.

Many thanks must go to the wonderful staff who operate the Centre, thank you all very much for a wonderful afternoon.

PAMPHLETT SEA SCOUTS CLEAN UP AUSTRALIA

Joeys and Cubs participated in the Clean Up Australia Day activities by picking up rubbish along the riverbanks of the Brisbane River and the Oxley Creek. This is an annual event for the group and a good time was had by all.



News & Events

CUB SCOUT ENVIRONMENT DAY

The Wirraglen Campsite on the Darling Downs hosted an Environment Day challenge on the 20th of March that attracted Cub Scouts from all around the Darling Downs region. The Cubs and leaders had fun learning about a wide range of environmental issues.

Although some of the aspects were more theoretical in nature and required more of a classroom style approach it was still smiles all around for the Cub Scouts.



Cubs learned about endangered species, identifying animals based on their tracks, observing animals in their natural habitat and having fun in the great outdoors.

The hike through the bush was considered to be a highlight by a number of those who attended.



Even activities such as weeding garden beds could not dampen the enthusiasm of the Cub Scouts as it provided a chance to do something for the environment and gave the Cub Scouts a chance to start wielding gardening tools in a flurry of activity.



Many of the Cubs are now excited about finishing the requirements to obtain their World Environment badge, having been spurred on from the day.

The day would not have been possible without the assistance of the Queensland State Environment team and Judy Seymour and her colleagues did a fantastic job in instilling the knowledge and sense of purpose about caring for the environment with the Cubs.



JOHN OXLEY LEADERSHIP COURSE



The John Oxley District held a Scout Leadership Course in February 2010 at the Pamphlett Sea Scout den. During the course the patrols had a competition where they had to cook a 3 course meal for \$5 per head, they went shopping at the Fairfield Gardens Shopping Centre and made their purchases and cooked their dinner.

Interesting outcomes across the spectrum from burnt through to delicious – a great time was had by all.



JOHN OXLEY AQUATIC FUN CARNIVAL

The John Oxley District Aquatic Fun Carnival was held again on the 27th of February. Groups from throughout the district attended the event.

Activities were held for each section with the Pamphlett Sea Scout Cub Section being awarded the Shield.



News & Events

BUTTERFLY 2010

BUTTERFLY - now in its third decade was held at MURREN-BONG Campsite, on the northern fringe of Brisbane in late March. This event has always had a mystery about it, as the participants don't know where

it is to be held, until they officially apply to attend. Because it is a Navigational hike, all Patrols are obliged to carry their Equipment at all times, and camp at a designated Base where they find themselves late on Saturday afternoon.



On this occasion there was a slight departure in the "format" in that on arrival Patrols were "tutored" in the discipline in which the Base was involved. These included Rafting, Aerial Runways, Camp Ovens, Rope Tensioning Techniques, Bridge Constructing and general Camp Construction.

Over 50 techniques were imparted by the staff who then expected the Patrols to demonstrate their new found skills, before navigating to the next Base of their choosing.

So as the other component of Butterfly was not overlooked a special base of Initiative Challenges was included. In all there were sufficient Bases that Patrols could visit - only one Patrol was successful in visiting them all.



Assessments of the Patrols in their efficiency overall, determines their opportunity to be classified as one of the TOP

TEN on the occasion. Only one is announced as being the highest scorer on the day - on this occasion, it was Brendan Burns - Patrol Leader of Platypus Patrol from Victoria Point. Brendan's impression are here for all to read.

Submitted By: Ron Wallace
DA CS Snow District



On this occasion there was a slight departure in the "format" in that on arrival Patrols were "tutored" in the discipline in which the Base was involved. These included Rafting, Aerial Runways, Camp Ovens, Rope Tensioning Techniques, Bridge Constructing and general Camp Construction.



RECOUNT OF BUTTERFLY 2010

This year the wide-game hike, **BUTTERFLY** was held at Murrenbong. Scouts from across South-East Queensland attended. My patrol Platypus from Victoria Point, arrived at Gate 1 around 11:30am for a 1:00pm start. Upon arriving the Patrol Leaders were handed a Map and grid references of the check points which were on it. We had to draw upon our scouting skills to find our way around and to find the "check points" which were scattered throughout the area.



We arrived at the first base, Construction, and were the first Patrol to sign-in. We, and another Patrol built a suspended bridge, between a tree and an A-frame. After signing out, we walked to our second base, which was a

Flying Fox. We had to design our own, in order to ride the one already made by the leaders. Unfortunately, one patrol member snapped a rope while riding it, but thankfully we didn't lose any points. After these previous bases we slowly moved our way through the others; Raft Building, Pulleys, Estimation, Cooking with Camp Ovens and Fire Building. There was also a "bonus base", - testing Initiative - which we visited.

During the hike both my appointed Patrol and I, either learnt, or had previously learned skills brought back to mind. We will all keep many memories of this event, for many years, where we all learnt more skills from within the Scouting Movement.



Submitted by Brendan Burns
PL—Victoria Point Scout Group

News & Events

IMPORTANT NOTICE REGARDING THE 2010 YOUTH MEMBER AND ADULT MEMBER RENEWAL INVOICES

Due to the increased volume of applications and change to accounting software the Youth and Adult Member renewal invoices are not included with the April 2010 Group Mail. The invoices will be generated in the near future and sent by mail.

Scouts on TV !!!!

NEW * TIME

When: Saturday 17th April

Time: 9am

Where: Network Ten (10)

Program: SCOPE

Segment: Tent Technology

Filmed at : B.P Park

don't miss your chance to see Scouts Queensland on tv.



REMINDER

Don't forget to complete your Authorised Trading Officers Form and Authorised Badge Secretary Form and return them complete with all necessary signatures to the Scout Supply Centre by 31st May, 2010.

See Issue 16 (February) for copies of the form

Deadline for the next issue

The next deadline for articles is

30th April 2010

Submit your articles to encompass@scoutsqld.com.au

TEVIOT JOEY MOB CELEBRATE HARMONY DAY 2010

The Teviot Joey Mob joined their Leaders, Bandicoot and Bilby, in a program to celebrate Harmony Day 2010. After decorating their Den with posters and balloons, the Joeys shared sample bags containing stickers, badges, and tattoos showing the Harmony Day symbol with the Cubs and Scouts. They then made tasty fruit kebabs, learned to count to ten in German, sang a beautiful song in French, coloured flags from different countries and made a wonderful Harmony Day paper craft from the official web site.

The Joeys night finished with a taste test of many foods from around the world including Sushi, Pizza, German sausages and Mexican dips. They went home with a full tummy and a greater understanding of cultural differences and what World Harmony really means.



Chief Commissioner

Maurice J Law, AM
Chief Commissioner of Queensland



As we start the new Scouting year it is a good idea to look back over the past year and think about the programs which went well but also about the programs that didn't quite meet the mark like we wanted them to and the things that we can do to make those programs exciting and challenging and programs which meet their aim.

As I have said in this article before, each Monday morning I look at the membership reports to see what has happened to our membership over the week. Obviously for the last few weeks I have seen a reduction in our youth numbers which would be expected as formations do their census. I was, on the other hand, to be told that in the first three weeks in March we had registered in excess of 800 new Youth Members. This seemed to ring true particularly when you consider that we have recently opened two new Groups, one at Maroochydore, the other at Richlands, and we have also opened 10 new sections attached to existing Groups. I was extremely surprised that when in the morning of 31 March I was advised that over eight hundred Youth Members had been resigned over night. I was even more amazed and extremely disappointed when on the morning of 1 April I was advised that overnight as a result of census we had lost a further 400 Youth Members. I just could not believe that in two days we could have twelve hundred Youth Members resigned from the Movement.

I know that some of these would be as a result of membership fees not being paid by the 31 March and this was certainly verified when we had three Rovers call into the Branch Headquarters on the 1 April to fill out a membership application form and pay their registration fees as they had been advised by their Group Leader that all the Rovers had been resigned. I would certainly shudder at the thought that the majority of these resignations come from young people who were not satisfied with the program that they were receiving at Scouts or their program needs were not being met.

I look forward to seeing our membership numbers increase from the re-registration of young people over the next few weeks as I am sure that the time and effort put in by the leaders of the Branch does provide programs which meet the needs of our Youth Members.

In my last article I wrote about the World Scout Dollar Day and we also put an article in Encompass giving some background of this project. I sincerely hope that the Movement in Queensland gets behind this project and that this has been worked into formation programs so that we can make a worthwhile contribution to members of our Movement who are less fortunate than ourselves.

As I travel around the Branch one of the things that I do take notice of is the number of badges that young people are wearing on their uniform. In some cases you see young people from Groups who have a number of badges but in others the members of the section have very few, if any badges, on their sleeve. This makes me wonder whether the sectional award schemes are

being used as the centre stone of the section program. I quite often have Leaders say to me that they are running out of ideas for their weekly program and in every case I say to them to have a look at the section award scheme as I firmly believe that it will not only give these leaders an abundance of ideas but if used in the sectional program, will also be of great benefit to the Youth Members of the section in not just achieving a badge but more particularly will give them a sense of achievement and a sense of accomplishment which hopefully will make them eager to progress to the next challenge.

Invariable the section whose Leaders use the sectional award program as the cornerstone for their program have active sections and Youth Members who look forward to the next week's program.

Included in this edition of Encompass you will also find a chart that details what a Leader can do as they progress through the various sections of their training. It also details the role that an Adult Support Member can play in the Movement. I would commend this chart to your attention as, if you are working outside the areas detailed in this chart, the Movement could be construed as not carrying out its duty of care to its Youth Members. I would urge all those Leaders who have not met the commitment they gave when signing their membership application form to relook at the commitment that they gave at that time and to lay plans to meet their training commitment within the shortest possible time.

The training calendar for this scouting year has been published on our website and the first part of that calendar is included in every Encompass edition on a rolling basis.

Until next month I wish you good Scouting.



Camp Blanket for \$39.95

Camp Blankets

Wool blend camp blankets. Buy a Camp Blanket for \$39.95 and receive a free Swap Badge Pack valued at \$8.95. Colours may vary to illustration.



\$39.95 each

(plus Postage & Handling if applicable)



Fingerprint Poem for Mom

This sweet poem combined with a child's fingerprint art makes for a fabulous gift and keepsake. Simple enough for even young children to make, Mom will love the gesture and save it forever.


What you'll need:

- 2 sheets of card stock, purple and light blue
- White printer paper
- Acrylic paint: purple, light blue, pink, red,
- Scissors
- Glue stick
- Printer
- Pencil

Damp face cloth

How to make it:

- Print poem (below) onto white paper.
- Cut poem out, curving edges around the poem making it look like a cloud. On a separate blank sheet of white paper, use pencil to lightly draw a heart and the word "MUM" above it.
- Cut the heart and MUM out, leaving about an inch border. Glue the heart drawing and the poem onto the purple card stock.
- Cut around the poem and the heart drawing, leaving a small purple card stock border on each. Glue both onto light blue card stock, poem at the bottom. Have child write their name and the year on the back of the blue card stock.
- Put small puddles of paint onto a paper plate, one puddle of each color except white. Make a second puddle of pink and add some white to it to make an even lighter pink. You should have 5 puddles of paint (purple, light blue, red, pink, light pink)
- Have child dip fingertips into puddles to decorate the heart and write MUM. Do the Ms in purple and the U in light blue. Use red, pink and light pink to decorate the heart. Use damp face cloth to clean off fingertips in between each paint color.
- Let the paint dry completely.



Fingerprint Poem

My dirty little fingerprints I've left on every wall
And on the drawers and tabletops, I've really marked them all
But here are some that won't rub off, I'm giving them to you
Because I'm thankful to have a mum that's just like you!

Gardening Mother's Day Card

Is it a card? Is it a gift? It's both! This easy-to-make card lets little ones display a seed package of pretty spring flowers that you can plant together.

What you'll need:

- Green cardstock cut to 5 1/2" x 8 1/2"
- White cardstock cut to 5 1/4" x 3 3/4"
- One orange, yellow envelope (new or used)
- Green ribbon, about 14" long
- Adhesive such as double-sided sticky tape, glue stick, liquid glue or mini glue dots
- Paper trimmer or scissors



Clothespin Trivet


What you'll need:

- 12 hinged clothespins
- Glue (or carpenters glue or a glue gun)
- Scissors
- Heavy cardboard

Paint, stain, or varnish (optional)

How to make it:

1. Discard the metal hinges on each clothespin and glue each of the two remaining clothespin pieces together (the flat sides of the wood facing one another).
2. Let these dry thoroughly.
3. To make the base, cut a round piece of heavy cardboard (two inches in diameter).
4. Glue the assembled clothespins sticks around the circular base (equally spaced apart) to form a "starburst" trivet. (For a more permanent project, use carpenter's glue or a glue gun, but only with adult supervision.)
5. *Variation:* Older children might like to stain, varnish, or paint the wood pieces before giving this gift to Mom (again, only with the supervision of an adult).



Jeweled Votive Candleholder

Craft a holiday gem with this jeweled votive candleholder. Kids love bejewelling the baby food jar to make this treasured craft.

What you'll need:

- Baby food jar
- Glitter glue in different colors
- Oval jewels (flat on back side)
- White glue, like Elmer's
- Glitter
- Ribbon, optional

How to make it:

1. Put a puddle of glitter glue on jar. Push a jewel into puddle. Repeat using different colors of glitter glue to attach jewels then let dry.
2. Using a paintbrush, brush glue to cover the jar sides from right below the jar threads and around the jewels.
3. Sprinkle with glitter. Let dry.
4. Tie ribbon around the jar threads if desired.
5. Insert a votive candle and display or give as a gift.



How to make it:

1. Fold green cardstock in half. Glue white cardstock to front of green cardstock.
2. Use the craft scissors to snip two corners from the yellow envelope and two corners from the orange envelope. The corners should be between 1" and 1 1/2".
3. Fit the envelope corners onto the corners of the seed package.
4. With the seed package still in the corners, glue the envelope corners to the white cardstock.
5. Tie the ribbon around the spine of the card.
6. Write, stamp or glue your Mother's Day greeting inside.



Cuboree 2010 1st Payment Due Date!

The initial payment for Cuboree is due on 30 April 2010, that's the end of this month! As this is the inaugural event of its kind in Queensland (for the best part of 60 years or more) we ask your assistance with prompt payment to address equipment allocations for correct number ratios.

There have been loads of conversations and discussion with plenty of positive feedback amongst the Regions regarding the Cuboree but until we get payment and numbers in we may be unable to book equipment as we require.

Please get your Group's application in to provide us with a strong knowledge base to assist in delivering a successful event for the Cub Scouts!

There you go that's my plea!

Remember that other Sectional Leaders can support the Cub Scout Leaders by assisting with the other tasks around the Cuboree, like the many 100s of Cub Scout Leaders that support the Scout Leaders at Jamborees.

The website cuboree.scoutsqld.com.au will have the latest welfare tips and new newsletters available for download so don't forget to visit to get the latest news.

Many have asked us why we keep putting things on the website rather than posting it to each Group – simple answer it keeps costs down and allows more money for the Youth Members rather than administration. If you don't have access to a computer I believe many Cub Scouts are very efficient users of computers and the internet and would be more than happy to download copies for you to distribute. They may even be able to work on their IT Badge at the same time. Delegate the role of 'communication gatherer' to them – who knows there is probably a 'budding Bill Gates' out there in the Packs!

Grey Wolf Awards

Congratulations we almost made our 2009 – 2010 Grey Wolf Award Recipient targets I understand we were only 7 off getting there! Well done to all the latest recipients



and keep up the good work for the next coming through, remember as always in Scouting it is about 'doing their best'.

Training Calendar

The training calendar is up on the Scouts Queensland website – now is the time for you to book in and finally finish off that training.

This is an exciting term ahead of us, ANZAC Day, Mothers Day and cooler months to get outdoors – there's always so much to do and learn whilst having loads of fun.

I thank you for your continued support, as always our team is here to support you. I look forward to another exciting month in Cub Scouting and thank you and your families on behalf of the Queensland Cub Scouts.

Cuboree 2010
1st Payment due 30 April 2010
Don't Miss Out

cuboree 2010

Applications online
cuboree.scoutsqld.com.au

BRING A FRIEND MONTH

For further information, programs and registration forms, download your copy from the Members only area of the Branch Website at <http://www.scoutsqld.com.au>



FLEECE JACKETS



Adult version \$59.95

Youth version \$39.95



Thanks to everyone for the warm welcome and well wishes that I've received. The last month has been a whirlwind of names and faces that I have absolutely no hope of getting right in the near future. I've also had the honour of attending a number of Scout Medallion presentations and have been impressed by the calibre of the young people earning this award and by the support of the Scout Groups they belong to.

In my previous role I was preparing to tackle a number of issues that I saw affecting the Scout Section, the two big ones being huge variations in the standard at which the award scheme was being administered and secondly the skills drain amongst Leaders which had a follow on effect with the Scouts. When looking at the award scheme Proficiency badges are subject to a lot of variation so I think it is pertinent to have a quick review of the requirements:

There are three elements to the award: demonstration or investigation; learning one or more skills; participating in an activity.

The badge requires a **minimum of 10 hours effort** or participation by the Scout and must be completed within 4 months of commencement.

The Scouts knowledge will be assessed in the chosen area and they must then show **advancement** in that area. You can not receive recognition of prior learning on a Proficiency badge because you must have advanced from your current knowledge / skill level.

The details of the badge are to be discussed with the Assessor and recorded. A specific form exists for recording this simple contract between the Scout and the Assessor, the A53, which is available on the Branch website.

There is only one level of each Proficiency badge; the same badge cannot be done twice. Some special badges also count as a proficiency badge.

Some ideas for badges are set out in the *Scout Record Book* and in *Guidelines for Scout Leaders and The Award Scheme* but these are just that - ideas. In a Scout's discussion with their Assessor they have the freedom to change the assessment within the area covered by the badge as long as it meets the basic requirements above. The assessment in the *Scout Record Book* is **not concrete** and hence the importance of recording the agreed assessment on the A53 forms.

A simple example is where a Scout has already participated in one or more abseiling activities and knows a few of the knots. They can't be passed off on the Abseiler badge as described in the Scout Record Book because most of it is now prior knowledge. New assessment needs to be devised so that they can learn and show advancement in the Abseiling field.

The main focus of the Proficiency badge is to allow an opportunity within the award scheme for a Scout to undertake an **individual pursuit**. If a whole Troop is doing the same badge then how can that be an individual pursuit or be relevant to a particular Scout's existing skill level? The answer simply is that it can't, it's a sausage mill and I wonder who the accolades are for. There are 27 different badge areas combined with infinite variation in assessment which provides ample allowance for each Scout to be catered for. Remember though that at the end of the day we are asking them only

to do their best.

Finding Assessors for this badge is a great way that we can engage parents or the greater community to become involved with the Troop. No one expects the Scout Leader to be a font of all wisdom; we can only learn more by drawing on the skills and experiences of others

SSS

The due date for expressions of interest has come and gone with a great response being received so far. Application forms have been emailed or posted over the Easter break. I chose to email the application forms to those that have supplied email addresses to save on trees and cost. This wasn't as simple a task as I thought it would be when I first began, because my ISP must have thought I was spamming and decided to block my email. After getting past that hurdle, almost 20% of my emails bounced because the email accounts didn't exist and to top it off one applicant didn't seem to know their own address and had the address of a totally unrelated party with the same family name. I'm glad to see that technology is making life easier for us! If you want be part of SSS then you need to get your expressions of interest in yesterday. Closing date for applications is the 19th of May.

When reviewing all the expressions of interest one thing that did give me some concern was the obvious amount of Leaders that are handling the application process instead of the Patrol Leaders. I know that an activity of this nature can make a Leader feel a little left out because communication is being directed at the PLs but it's being deliberately done in this way so that the PL can gain further experience in the leadership of their Patrol.

A big part of the Scout Method is learning by doing and while we are doing the Scouts aren't learning. Troop Councils are a great place to stay in touch with how a Patrol Leader is progressing with their SSS application and to share information about the event. Congratulations if you do feel left out, you're doing something right

"When you want a thing done, 'Don't do it yourself' is a good motto for Scoutmasters." - Robert Baden Powell



SCOUT USBS

These USB Keys hold 4GB data, perfect for keeping all your Scout data together, and have been laser engraved with the Australian Scout Logo.

Great as a gift for a special occasion or for Christmas!

\$19.95 (+ postage and handling.)





New Edition (Ed 8) of Venturer Scout Record Book

There is a reasonable chance that the Scout Supply Centre will run out of stock of the Venturer Scout Record Book that has been available since the beginning of 2009. The reason for this is that a decision was made by the National team of Branch Commissioners for Venturer Scouts to correct a number of errors and omissions before printing more stock. This turned out to be a bigger job than imagined. Anyhow, it is done now so I thought I'd give you a *heads-up* of the changes so you can start implementing them now. I'll put a more detailed list on the Venturer bulletin board.

The scope of the Venturer Award level Outdoor tape (and by implication the Queen's Scout Award level Outdoor tape) has been changed to differentiate it from Pursuits and Lifestyle. From now on activities chosen for Outdoor are to be more than physical and more than just outdoors, they are to be the exciting and challenging activities that we portray as the image of Scouting i.e. they are to exemplify the "out in Scouting". Team or individual sports such as canoe polo, fencing, archery and underwater hockey are great activities for Venturers to have a go at and are still catered for within Pursuits and Lifestyle.

In Queen's Scout Award level Service, there were only ever meant to be two alternatives, not the three that appear on pages 84 and 85. Activity (a) of Alternative 1 has been deleted as this is offered in Venturer Award level Service. Consequently the only choices for Alternative 1 are the current activities (b), (c), and (d), each of which have been amended to state that thirty hours of service are required, not ten. Alternative 2 on page 85 has been deleted as this also is offered in Venturer Award level Service. Alternative 3 on page 85 remains, but gets a new number.

Reference to the Surf Life Saving Badge on page 108 has been removed as it is no longer available as a cloth badge nationally. The Royal Life Saving Badge however is available so this remains as a badge Venturers are entitled to wear from the time they earn it.

Venturer Training Courses

As Venturer Scouts is a training section, we leaders need to be doing all we can to impart knowledge and values to the Venturers in our charge. We do this by sharing and demonstrating what we know, by finding others to share and demonstrate what they know and in some situations get the Venturers to attend formally organised training. Venturer Unit Management and Venturer Leadership are two such courses.

With approximately 800 Venturers in Queensland we should be training 200 Venturers per year in each of Venturer Unit Management and Venturer Leadership courses. In 2009 we trained 120 in Unit Management and 88 in Leadership. There is an awful lot who are missing out.

To find out when courses are scheduled, get a copy of the newly released training calendar and encourage your Venturers to visit the Venturer bulletin board for updates. Work with your unit council to include the courses in the unit program and engender an attitude that it is normal and smart to attend Unit Management as soon as possible after joining Venturers, and Leadership soon after turning 16. This is all part of encouraging Venturers to undertake challenges early because we all know how well putting things off until later works.

Dates (a partial list)

April

- 16-18 Venturer Leadership Course – Mackay
- 18 Unit Management Course – Beenleigh
- 28 Branch Youth Venturer Scout Council meeting
- 26-30 Scout in Action Week – First Aid
- 30 VenMX & May Venture commence

May

- 1-3 VenMX & May Venture
- 8-9 Darling Downs Region Venturer Standards Camp
- 14-16 Suncoast Region Roventure
- 23 Unit Management Course – Auchenflower
- 28-30 Venturer Leadership Course – Toowoomba

Phil McNicol

YPS Branch Commissioner (Venturer Scouts)
bc.venturerscouts@qldhq.scouts.com.au
<http://z8.invisionfree.com/QueenslandVenturers>





BANANA BASH 2010

**(30 April to 3 May at Karingal Scout Campsite)
INSURANCE CONFIRMATION HAS NOW BEEN RECEIVED**



Bash is now less than 4 weeks away and we are pleased to be able to announce that Insurance Confirmation has now been received!

Application forms, Event & Driver Manuals and Specifications are available on the Rover Website for Banana Bash 2010.

Merchandise needs to be pre-ordered this year (if you don't want to miss out) as there will not be large quantities of merchandise available on the weekend, unless you have pre-ordered it. The deadline for submission of application forms is 23 April; one week before BASH; after which a late fee will be enforced.

Service Weekends will be held most weekends between now and the event. Remember; all crews must contribute to Service!

For more information contact Banana Bash Chairman - Jacqueline May (JD) on jaqueline_may@live.com.au or 0404 902 236 or check out www.bananabash.com.au

ROVENTURE 26-28 March 2010

Roventure 2010 was a great success with over 140 Venturer's and Rovers attending this year's event at BP Park. Congratulations to Kate Jeffrey and all of her team on the successful organisation of this year's event.



SOUTHPORT SCOUT DEN

Fancy a weekend stay at Qld Rovers Southport Den? The Den is set up with basic kitchen, toilet and shower facilities and could be just the thing for your next weekend away? For more information Contact QBRE Resources Director Rowan Yates on 0421 928 507



QBRE 2010/2011 ELECTIONS

The following nominations were received for the 2010/2011 QBRE Term before the closing date for nominations.

Deputy Chairman – Rebecca Jaenke (Deputy continues to Chair role in following term)

Promotions and Service – Steffi Brown

Awards – Matthew Ray

Resources – Rowan Yates

Training and Development – Phillip Verner

Treasurer – Sinead Argent

Communications – Xavier Musson

Secretary – Sam Caterer

Balloting is now under way; speak to your Region Representative about how to have your say.

OZ MOOT

The 18th Australian Rover Moot will be held from 30 December 2010 till 11 January 2011 at Woodhouse Scout Campsite in South Australia. Attending a Rover Moot is a once in a lifetime event, not to be missed! The deadline for the first payment is 1 April 2010. For more information, contact Contingent Leader Shaun Sandi-

lands or visit the moot website www.ozmoot.com Remember the moot motto "The Bird is the Word!"...

ROVER REGION REPRESENTATIVES

The following Rovers are the current Region Representatives for the 2009-2010 term.

Rover Region Representatives are an important activities and communication link between Crews, Regions and QBRE. As region rep-

Brisbane North Region	Chris Reid	0424 094 684	coondoona200@hotmail.com
Brisbane South Region	Kayla Hertrick	0403 416 479	kayla.hertrick@hotmail.com
Capricorn Region	Dion Cain	0439 071 332	dioncain@live.com
Central & Coastal Region	Brendan Ross	0412 205 504	Bren-dan.Ross@autocorner.com.au
Gold Coast Region	Jade Read	0423 372 338	mrs.read@hotmail.com
Kennedy Region	Chris Drew		strawberries_6_2@hotmail.com
Moreton Region	Andrew Cummings	0408 072 960	luetchie84@yahoo.com.au
Near North Coast & Country	Jarrad McDonald	0412 878 590	jarradm@hotmail.com
Logan and Bay Region	Gemma Maguire	0422 798 265	g.maguire@student.qut.edu.au
Far North Region	Nathan Swaffer	0419 298 827	swaff33@hotmail.com
Wide Bay Burnett Region	Brandon Fulcher	0437 730 904	amigo_man@hotmail.com

(Continued on page 24)

All Welcome

**QLD Rovers
Present
Banana
Bash
2010
Visitors day**

**Banana Bash 2010, Karingal Campsite, Karingal Rd
Mt Cotton (35 mins S/E of Brisbane City)
Sunday 2nd May 2010 9am-5pm**

Joeys, Cubs, Scouts, Ventures, Rovers, past members and non scouting personnel are Welcome.

The Pitsop Café will be pumping out tummy tempters and cold refreshing drinks all day. Entertainment all day for kids and adults.

Visitors Day Highlights

- Worm Dig
- Hill Climb
- March Past
- Pitsop Café
- Entertainers

\$5 Entry Per Person

Contact : promotions@qldrovers.org.au
www.bananabash.com.au

Youth Awards



CONGRATULATIONS

Queensland Branch is please to announce the awarding of the following awards

GREY WOLF AWARD

Samuel Stein	Warripari Scout Group
Harrison Crighton	Warripari Scout Group
Robert Birch	Mount Bruce Scout Group
Alex Watson	Malanda Scout Group
Jacob Francis Ingles	Malanda Scout Group
Thomas Rafter	Enoggera Scout Group
Clayton Kimekus	Enoggera Scout Group
Dean Blakeley	Edge Hill Scout Group
Jacob Currie	2nd Toowoomba Scout Group
Imogen Hayman	Lawnton Scout Group
Jackson Schilling	Lawnton Scout Group
Christopher Greaves	Lawnton Scout Group
Matthew Nitschinsk	Maryborough West Scout Group
Tristan Anderson	Maryborough West Scout Group
Ryan Shallish	The Gap Scout Group
Alexandria Mitchell	Lawnton Scout Group
Sarah Austen	Wahminda Park Scout Group
Nicholas Wait	Pamphlett Sea Scout Group
Abraham Johnson-Knight	Gatton Scout Group
Taine Horrocks	Gatton Scout Group
Courtney Frame	Kawana Scout Group
Ted Gibbons	Grovely Scout Group
Ryan Chappell	Sunnybank Scout Group
Finn Matheson	Indooroopilly Scout Group
Cameron Grice	Karalee Scout Group
Natasha Briggs	Sunnybank Scout Group
Byron Dowrick	Sunnybank Scout Group
Lindsay Sansome	Edge Hill Scout Group
Annie Affleck	Biloela Scout Group
Allanah Paterson	Mount Archer Scout Group
Harrison Turton	Beaudesert Scout Group
Thomas Elks	Buderim Scout Group
Sunset Felton	Underwood Scout Group
Bridgette Kennewell	Underwood Scout Group
Patrick Kemp	Underwood Scout Group
Lucas Wickham	Shailer Park Scout Group

JOEY SCOUT PROMISE CHALLENGE

Hunter Brown	Mount Archer Scout Group
Alexander Dwan	Glennie Heights Scout Group
Dylan Ready	Glennie Heights Scout Group
Robert Woodfield	Gin Gin Scout Group
Joshua Apitz	Burleigh Heads Scout Group
Sofie Cripps	Burleigh Heads Scout Group
Kodee Duong	Burleigh Heads Scout Group
Richard Fong	Burleigh Heads Scout Group
Jake Payton	Burleigh Heads Scout Group
Bailey Potter	Burleigh Heads Scout Group
Melita Caulley	Albany Creek Scout Group
Dylan Moebus	Algester Scout Group
Jake Mewton	Ashmore Scout Group
Jack Woodbridge	Redbank Plains Scout Group
Owen Burns	Burleigh Heads Scout Group
Georgina Muller	2nd Toowoomba Scout Group
Lily King	Karana Scout Group
Joshua Broderick	Emerald Scout Group
Joshua Jervis-Tracey	Camira Scout Group
Jake Abbiss	Camira Scout Group
Joshua Allsop	Goodna Scout Group

CHIEF PRESENTS AUSTRALIAN SCOUT MEDALLION

Chief Commissioner Maurice Law presented Ryan Kidd with the Australian Scout Medallion at the Burleigh Heads Scout Group Advancement and Awards Presentation Ceremony on 26 March 2010.

Other presentations made at the ceremony were six Promise Challenge awards to Joey Scouts. Six Joeys, two Cubs and one Scout were advanced to the next sections.



All sections, from Joeys to Venturers, were present at the ceremony, as were a number of special guests whom Ryan had invited to celebrate his achievement. Approximately 100 children and adults enjoyed the sausage sizzle and ceremony.

(Continued on page 13)

AUSTRALIAN SCOUT MEDALLION

Margaret Allanson	Edge Hill Scout Group
Nicholas Siebuhr	2nd Toowoomba Scout Group
Jonathan Moffitt	Algester Scout Group
Catherine Dibbs	Scoutreach Lones Scout Group
Andrew Parnell	Scoutreach Lones Scout Group

VENTURER QUEENS SCOUT AWARD

Kristofer Rose	Crows Nest Scout Group
Timothy Bailey	Mount Archer Scout Group
Joshua Brzozowski	Banksia Scout Group
Natasha Siebuhr	2nd Toowoomba Scout Group

Youth Awards



(Continued from page 12)

The Chief spoke of the opportunities for leadership and the life skills that Scouting offers to youth members. He highlighted the importance of living by the Scout Promise and Law. The Chief congratulated Ryan on achieving the Australian Scout Medallion and announced Ryan's commitment to pursuing the Queen Scout Award.



Ryan's Adventurer Journey Assessor, Branch Commissioner for Scouts Steve Marshall, spoke of the requirements of the Scout award scheme leading to the achievement of the Australian Scout Medallion. He praised Ryan for the high standard of his Journey Log.

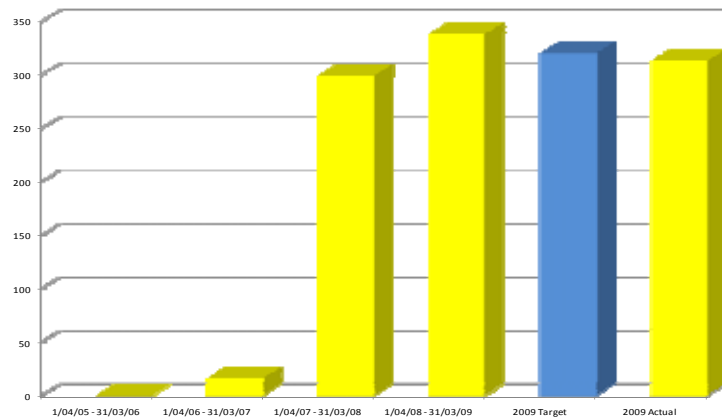
After the Chief presented him with the Medallion, Ryan spoke of the excitement, challenge and fun he has enjoyed in Scouting. He acknowledged the support of leaders, family and youth members in helping him achieve his goals.



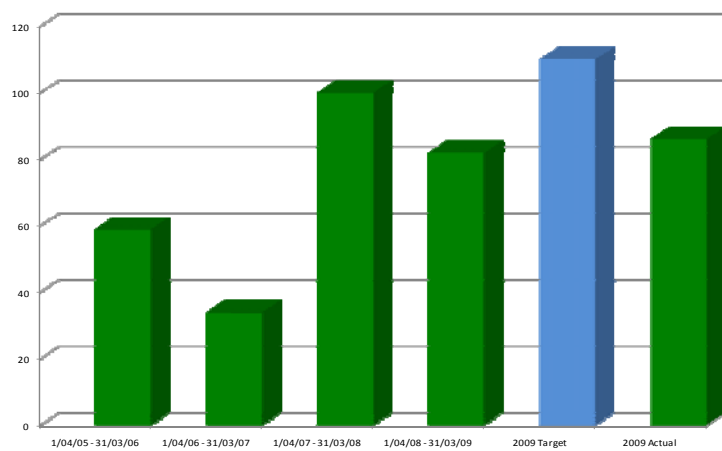
Ryan encourages all youth members to become familiar with their section books and badge award scheme, to set high goals and to work hard to achieve them, seeking leader support where necessary. Always try your hardest to do your best.



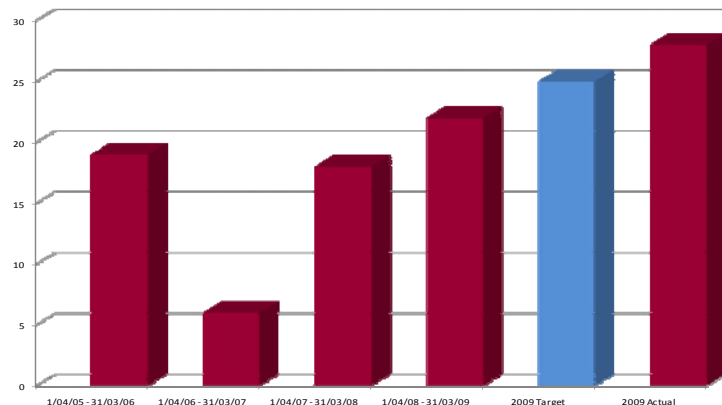
Cub Scout Grey Wolf award



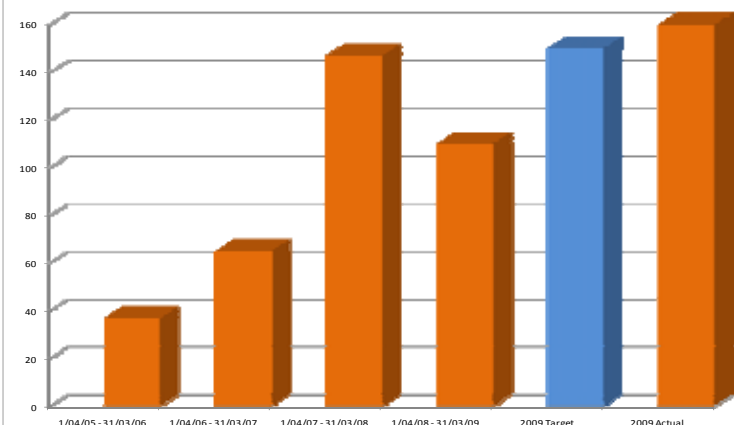
Scout Australian Scout Medallion



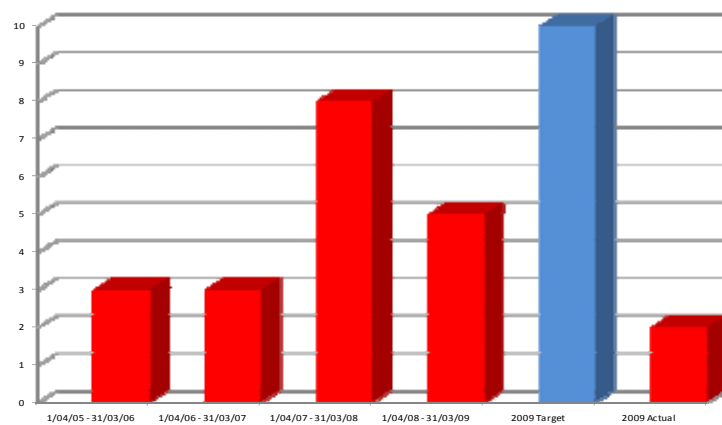
Venturer Scout Queen Scout award



Joey Scout Promise Challenge



Rover Baden-Powell Scout award





2011 will see yet another World Scout Jamboree being held. World Scout Jamboree's are the single largest Scout activity held in the World. This time it will be in Sweden and Australia will be sending a contingent so seriously consider going. Even if your section can't all go or no one can go it doesn't mean you can't be a part of international Scouting. Pretend you were there and what activities you would be doing and have a go. Let's see what imaginative ideas you have.

Blankets for Mongolia Project

An initiative of Scouts Australia is to try and collect blankets for Mongolia. Our target is to collect 10000 blankets between now and September. Collection points are yet to be determined but it is likely that the collection point for Australia will be Brisbane. So let's get collecting as we only have 6 months to complete the project. This is your opportunity to be a part of an international project.


Scout International Student Exchange Program (SISEP)

The second installment from our 3 Venturers who went on Exchange over Christmas can be read later in this issue of Encompass. It is only an excerpt but it makes very interesting reading of Kelsey's experience in Japan.

A big thank you to the 12 Families who responded to my call for potential Host Families since the last edition to the Encompass magazine and on the Branch Home Page. I was very pleased to see the response, especially from out in the Regions away from SE Qld. At this stage, we have been advised that there are at least 17 from Denmark and 5 from England and still waiting to hear from Japan, who are coming to Australia for approx 6 weeks from the end of June to early August.

Applications for the 2010 Departures has now Closed. I will be in contact with the applicants very soon. If you want to be considered for the 2011 Departure, now is the time to start enquiries and save money for the fares. All you need to do is email me at: sisep@qldhq.scouts.com.au I can then provide you with more information.

International Pen-Pal Program



Be part of an "International Experience" without leaving town by communicating with other Scouts through the Pen-Pal Program. Members all over the world from Hong Kong to Peru, UK to Zimbabwe are requesting links with Australian Scouts via, with the traditional method of writing a letter giving to modern technology.

Who can have a Pen-Pal?

You must be a registered Member of Scouts Australia, to be part of the Pen-Pal Program. Details will be verified with our State Branch before we can link you with a Pen-Pal from overseas.

Please note that we are currently NOT accepting individual Pen-Pal requests from Australian youth members; however, registrations for Group links between a Mob, Pack, Troop or Unit and an equivalent Group overseas are still most welcome. Rovers and Leaders may still request an individual link.

Due to the high level of interest in the Pen-Pal Program at AJ2010, it will take some time to organise all the individual links that have already been requested by youth members.

But Sectional links are readily available.

The benefits:

- The opportunity to make new friends within our international family
- Allow you to learn about the life of another Scout in their part of the world, and the Pen-Pal program may help you complete part of your award scheme.
- Build a relationship that could last a life time with you Pen-Pal.
- Swap photos program ideas, Scouting experiences with a section equivalent to your Mob, Pack, Troop Unit or Crew somewhere in the world.
- Leaders will have similar goals and interests that can be exchanged to gain support from an international counterpart.

And it's easy to register. **If you are an adult member /Leader of a Section or Group, please contact Susan Rogers, Qld Pen-Pal Coordinator at penpals@qldhq.scouts.com.au or on 0407769981.**

Travelling overseas and visiting Scouts and want to earn an award whilst you do it? Does that sound like something you could achieve??? Would you like to gain your **International Explorer's Award**? You can easily do so when you participate in some Scouting activities whilst you are overseas. All you need to do is participate in a recognised international activity and complete two of the following:

- a minimum of four hours service
- a minimum of one night's camping
- a minimum of one days training
- a minimum of three meetings (1 hour duration each)

When you return to Australia, you need to complete at least three presentations to either Scouting or other community groups. This could be in the form of written articles with photographs or talks and speeches made in front of your Section, District, Region or Branch.

World Scout Jamboree – Sweden – July 2011

Have you even thought of attending a World Scout Jamboree? Well the WSJ in 2011 will be a cracker. The event is to be held from 27th July to 7th August 2011. The theme is "Simply Scouting" and Venturers aged 15 but not yet turned 18 of age at the time of the event can apply. The contingent fee will be \$6550. The event will be held on the fields of Rinkaby not far from the town of Kristianstad, in the province of Skåne, southern Sweden. If you are interested please contact us as soon as possible. For more information see www.worldscoutjamboree.se or www.international.scouts.com.au .or contact Phil Harrison (Contingent Leader at wjcontingentleader@scouts.com.au . Information sessions will be held at Queensland Scout headquarters on **Fri 23 evening 7.30pm – 8.30pm or Sat 10.30am – 11.30**

Come and learn more about how you can be part of the Aus-

(Continued on page 25)

Special Duties

Iain Furby
Deputy Chief Commissioner - Special Duties
dcc.specialduties@scoutsqld.com.au



Somewhere in our Group we will come upon those with low self-esteem and in need of our encouragement and affirmation. Perhaps this little story will be of some help as you work alongside someone in your Group who needs your help.

They lived on a small farm on the outskirts of a country town. As the three boys in the family grew up, it was obvious that the farm could not support them and each in turn found other work. The oldest – “tall, broad-shouldered Tom, - found work in a foundry and soon became known throughout the area for his tremendous capacity for hard work and his love of a good time.

Bill, the second son, worked in the town’s only factory. As tall as his brother, he was a bit thinner but what he lacked in muscle he made up in aggressiveness. He, too, was good-looker and a good dancer.

The youngest son, Frank, seemed to have come from a different family altogether. He was short and puny, with a chest slightly turned in as a result of a childhood bout of rickets. No matter how hard he tried (and his one ambition in life was to be like his brothers) he could not do anything that they did. His physical strength was practically non-existent and he was painfully shy with girls.

When people spoke about the family, they invariably said something like, “Tom, Bill and...what’s his name?”

Years later, when Frank spoke of his youth, he would talk quite openly about the difference between him and his two brothers. “You don’t seem to carry any scars from the experience of those years,” someone once commented. “In fact, you went on to distinguish yourself at university and then a career in education. Where did you get a sense of your own worth?”

Without hesitation, Frank replied, “From my mother. It saddened her to see me so upset about being short, thin and so lacking in anything that my brothers had. She couldn’t comfort me until one day something she said really got through to me and I was OK from then on.”

Frank paused, remembering. “She took me aside, squared me around to look right at her, and then said emphatically, “It’s not how high your shoulders are from the ground that counts – it’s what’s above them!”

Those few quiet and compassionate words had a huge impact on Frank’s life and he gained the success he was searching for and, in the process became the man he wanted to be. As someone once said, “To believe in something not yet proved and to underwrite it with our lives; it is the only way we can leave the future open.

World Scout Day Ball 2010
Bookings Filling Fast
Where: Grand Chelsea Ballroom
Mercure Hotel Brisbane City
Date: Saturday 31st July 2010
Time: 6:30pm
Cost: \$ 65 Per Person (tables bookings are for 10 people)
Includes– Arrival Canapés, Main Meal, Dessert, Live Entertainment, DJ,
Lucky Door prizes and much more.
RSVP: 3721 5712 or ball@scoutsqld.com.au
Please note that this is an 18+ event.
Booking form available on Scouts Queensland Website



FLAG HOLSTER

These flag holsters are ideal for carrying flags for every section.
Perfect for Anzac Day!

\$39.95 (+ postage and handling.)

Training

Dates are subject to change throughout the year



Please Note New Training Fees applied from 1 January 2010—Refer to Application forms on Website for the 2010 fees.

Course #	Venue	Start Date	End Date	Closing date
Abseiling Level 1 (Natural Surfaces)				
1091001	Barrabadeen Campsite	4-Jun-10 (Fri)	6-Jun-10 (Sun)	14-May-10 (Fri)
1091002	Wyper Park Campsite	12-Jun-10 (Sat)	13-Jun-10 (Sun)	21-May-10 (Fri)
1091003	Loam Island Group	13-Aug-10 (Fri)	15-Aug-10 (Sun)	23-Jul-10 (Fri)
Abseiling Level 2 (Artificial Surfaces)				
1021001	Karingal Campsite	8-May-10 (Sat)	4-Sep-10 (Sat)	16-Apr-10 (Fri)
Abseiling Level 2 (Natural Surfaces)				
1031001	Karingal Campsite	8-May-10 (Sat)	4-Sep-10 (Sat)	16-Apr-10 (Fri)
Bushwalking (Tracked and Easy Untracked) Level 1				
1041001	Tyamolum Campsite - Mt Crosby	14-May-10 (Fri)	16-May-10 (Sun)	23-Apr-10 (Fri)
1041002	Tarmaroo Campsite (Bluewater)	16-Jul-10 (Fri)	18-Jul-10 (Sun)	25-Jun-10 (Fri)
Bushwalking (Tracked and Easy Untracked) Level 2				
1101001	Queensland Scout Centre	9-Jul-10 (Fri)	10-Jul-10 (Sat)	18-Jun-10 (Fri)
Canoeing (Flat and Undemanding Water) Level 1				
1051007	Rocky Creek Campsite	5-Jun-10 (Sat)	6-Jun-10 (Sun)	14-May-10 (Fri)
1051004	Lowood	13-Aug-10 (Fri)	15-Aug-10 (Sun)	23-Jul-10 (Fri)
Canoeing (Flat and Undemanding Water) Level 2				
1061005	Brownsea Water Activity Centre	30-Apr-10 (Fri)	2-May-10 (Sun)	9-Apr-10 (Fri)
1061009	Rocky Creek Campsite	5-Jun-10 (Sat)	6-Jun-10 (Sun)	14-May-10 (Fri)
Cub Scout Skills Training 1(new)				
5101003	Aldershot Campsite - Maryborough	15-May-10 (Sat)	15-May-10 (Sat)	23-Apr-10 (Fri)
5101005	Rowallan Park - Mackay	22-May-10 (Sat)	22-May-10 (Sat)	30-Apr-10 (Fri)
5101004	Tarmaroo Campsite (Bluewater)	22-May-10 (Sat)	22-May-10 (Sat)	30-Apr-10 (Fri)
5101006	Seonee Park - Rockhampton	29-May-10 (Sat)	29-May-10 (Sat)	7-May-10 (Fri)
5101007	Wirraglen Campsite - Darling Downs	5-Jun-10 (Sat)	5-Jun-10 (Sat)	14-May-10 (Fri)
Cub Scout Skills Training 2(new)				
5111001	Baden-Powell Park	1-May-10 (Sat)	1-May-10 (Sat)	9-Apr-10 (Fri)
5111006	Aldershot Campsite - Maryborough	16-May-10 (Sun)	16-May-10 (Sun)	23-Apr-10 (Fri)
5111004	Rowallan Park - Mackay	23-May-10 (Sun)	23-May-10 (Sun)	30-Apr-10 (Fri)
5111003	Seonee Park - Rockhampton	30-May-10 (Sun)	30-May-10 (Sun)	7-May-10 (Fri)
5111005	Tarmaroo Campsite (Bluewater)	20-Jun-10 (Sun)	20-Jun-10 (Sun)	28-May-10 (Fri)
5111007	Wirraglen Campsite - Darling Downs	17-Jul-10 (Sat)	17-Jul-10 (Sat)	25-Jun-10 (Fri)
Cub Scout Skills Training 3(new)				
5121001	Baden-Powell Park	1-May-10 (Sat)	3-May-10 (Mon)	9-Apr-10 (Fri)
5121002	Barrabadeen Campsite	18-Jun-10 (Fri)	20-Jun-10 (Sun)	28-May-10 (Fri)
5121003	Baden-Powell Park	9-Jul-10 (Fri)	11-Jul-10 (Sun)	18-Jun-10 (Fri)
5121004	Seonee Park - Rockhampton	23-Jul-10 (Fri)	25-Jul-10 (Sun)	2-Jul-10 (Fri)
5121005	Tarmaroo Campsite (Bluewater)	20-Aug-10 (Fri)	22-Aug-10 (Sun)	30-Jul-10 (Fri)
5121007	Rowallan Park - Mackay	27-Aug-10 (Fri)	29-Aug-10 (Sun)	6-Aug-10 (Fri)
5121006	Wyper Park Campsite	27-Aug-10 (Fri)	29-Aug-10 (Sun)	6-Aug-10 (Fri)
First Aid Preliminary				
7201002	Moreton Region Scout Centre	15-May-10 (Sat)	15-May-10 (Sat)	23-Apr-10 (Fri)
7201003	Moreton Region Scout Centre	10-Jul-10 (Sat)	10-Jul-10 (Sat)	25-Jun-10 (Fri)
First Aid Senior				
7001007	Moreton Region Scout Centre	1-May-10 (Sat)	2-May-10 (Sun)	16-Apr-10 (Fri)
7001008	Moreton Region Scout Centre	26-Jun-10 (Sat)	27-Jun-10 (Sun)	4-Jun-10 (Fri)
7001002	Queensland Scout Centre	26-Jun-10 (Sat)	27-Jun-10 (Sun)	11-Jun-10 (Fri)
7001003	St John Virginia	17-Jul-10 (Sat)	18-Jul-10 (Sun)	25-Jun-10 (Fri)
7001009	Moreton Region Scout Centre	24-Jul-10 (Sat)	25-Jul-10 (Sun)	2-Jul-10 (Fri)
7001010	Moreton Region Scout Centre	21-Aug-10 (Sat)	22-Aug-10 (Sun)	30-Jul-10 (Fri)
First Aid Senior Re-Certification				
7101002	Moreton Region Scout Centre	12-Jun-10 (Sat)	12-Jun-10 (Sat)	28-May-10 (Fri)
7101003	Moreton Region Scout Centre	7-Aug-10 (Sat)	7-Aug-10 (Sat)	23-Jul-10 (Fri)
Four Wheel Driving Level 1				
1201001	Tyamolum Campsite - Mt Crosby	9-Jul-10 (Fri)	11-Jul-10 (Sun)	18-Jun-10 (Fri)

Training

Dates are subject to change throughout the year



Please Note New Training Fees applied from 1 January 2010—Refer to Application forms on Website for the 2010 fees.

Course #	Venue	Start Date	End Date	Closing date
Four Wheel Driving Level 2				
1211001	Allawah Campsite	27-Aug-10 (Fri)	28-Aug-10 (Sat)	6-Aug-10 (Fri)
Joey Scout Skills Training 1(new)				
5001012	Toohey Mountain	8-May-10 (Sat)	8-May-10 (Sat)	16-Apr-10 (Fri)
5001003	Aldershot Campsite - Maryborough	15-May-10 (Sat)	15-May-10 (Sat)	23-Apr-10 (Fri)
5001005	Rowallan Park - Mackay	22-May-10 (Sat)	22-May-10 (Sat)	30-Apr-10 (Fri)
5001004	Tarmaroo Campsite (Bluewater)	22-May-10 (Sat)	22-May-10 (Sat)	30-Apr-10 (Fri)
5001006	Seeonee Park - Rockhampton	29-May-10 (Sat)	29-May-10 (Sat)	7-May-10 (Fri)
5001007	Wirraglen Campsite - Darling Downs	5-Jun-10 (Sat)	5-Jun-10 (Sat)	14-May-10 (Fri)
5001013	Burleigh Heads Scout Den	18-Jul-10 (Sun)	18-Jul-10 (Sun)	25-Jun-10 (Fri)
Joey Scout Skills Training 2(new)				
5011001	Baden-Powell Park	1-May-10 (Sat)	1-May-10 (Sat)	9-Apr-10 (Fri)
5011006	Aldershot Campsite - Maryborough	16-May-10 (Sun)	16-May-10 (Sun)	23-Apr-10 (Fri)
5011004	Rowallan Park - Mackay	23-May-10 (Sun)	23-May-10 (Sun)	30-Apr-10 (Fri)
5011003	Seeonee Park - Rockhampton	30-May-10 (Sun)	30-May-10 (Sun)	7-May-10 (Fri)
5011005	Tarmaroo Campsite (Bluewater)	20-Jun-10 (Sun)	20-Jun-10 (Sun)	28-May-10 (Fri)
5011007	Wirraglen Campsite - Darling Downs	17-Jul-10 (Sat)	17-Jul-10 (Sat)	25-Jun-10 (Fri)
Joey Scout Skills Training 3(new)				
5021001	Baden-Powell Park	1-May-10 (Sat)	3-May-10 (Mon)	9-Apr-10 (Fri)
5021002	Barrabadeen Campsite	18-Jun-10 (Fri)	20-Jun-10 (Sun)	28-May-10 (Fri)
5021003	Seeonee Park - Rockhampton	23-Jul-10 (Fri)	25-Jul-10 (Sun)	2-Jul-10 (Fri)
5021004	Tarmaroo Campsite (Bluewater)	20-Aug-10 (Fri)	22-Aug-10 (Sun)	30-Jul-10 (Fri)
5021006	Rowallan Park - Mackay	27-Aug-10 (Fri)	29-Aug-10 (Sun)	6-Aug-10 (Fri)
5021005	Wyper Park Campsite	27-Aug-10 (Fri)	29-Aug-10 (Sun)	6-Aug-10 (Fri)
Kayaking (Flat and Undemanding Water) Level 1				
1071002	Brownsea Water Activity Centre	25-Jun-10 (Fri)	27-Jun-10 (Sun)	11-Jun-10 (Fri)
1071005	Lowood	13-Aug-10 (Fri)	15-Aug-10 (Sun)	23-Jul-10 (Fri)
1071003	Murrenbong Campsite - Kurwongbah	20-Aug-10 (Fri)	22-Aug-10 (Sun)	30-Jul-10 (Fri)
Kayaking (Flat and Undemanding Water) Level 2				
1081002	Brownsea Water Activity Centre	30-Apr-10 (Fri)	2-May-10 (Sun)	9-Apr-10 (Fri)
Leadership Training 3				
4491009	Baden-Powell Park	7-May-10 (Fri)	9-May-10 (Sun)	16-Apr-10 (Fri)
4491010	Baden-Powell Park	16-Jul-10 (Fri)	18-Jul-10 (Sun)	25-Jun-10 (Fri)
4491011	Far North Region	6-Aug-10 (Fri)	8-Aug-10 (Sun)	16-Jul-10 (Fri)
4491012	Rocky Creek Campsite	13-Aug-10 (Fri)	15-Aug-10 (Sun)	23-Jul-10 (Fri)
LOA Skills Training 1 (new)				
5501003	Aldershot Campsite - Maryborough	15-May-10 (Sat)	15-May-10 (Sat)	23-Apr-10 (Fri)
5501005	Rowallan Park - Mackay	22-May-10 (Sat)	22-May-10 (Sat)	30-Apr-10 (Fri)
5501004	Tarmaroo Campsite (Bluewater)	22-May-10 (Sat)	22-May-10 (Sat)	30-Apr-10 (Fri)
5501006	Seeonee Park - Rockhampton	29-May-10 (Sat)	29-May-10 (Sat)	7-May-10 (Fri)
5501007	Wirraglen Campsite - Darling Downs	19-Jun-10 (Sat)	19-Jun-10 (Sat)	28-May-10 (Fri)
LOA Skills Training 2 (new)				
5511001	Baden-Powell Park	1-May-10 (Sat)	1-May-10 (Sat)	9-Apr-10 (Fri)
5511004	Rowallan Park - Mackay	23-May-10 (Sun)	23-May-10 (Sun)	30-Apr-10 (Fri)
5511003	Seeonee Park - Rockhampton	30-May-10 (Sun)	30-May-10 (Sun)	7-May-10 (Fri)
5511005	Tarmaroo Campsite (Bluewater)	20-Jun-10 (Sun)	20-Jun-10 (Sun)	28-May-10 (Fri)
5511006	Wyper Park Campsite	17-Jul-10 (Sat)	17-Jul-10 (Sat)	25-Jun-10 (Fri)
5511007	Wirraglen Campsite - Darling Downs	24-Jul-10 (Sat)	24-Jul-10 (Sat)	2-Jul-10 (Fri)
LOA Skills Training 3 (new)				
5521001	Baden-Powell Park	1-May-10 (Sat)	3-May-10 (Mon)	9-Apr-10 (Fri)
5521002	Barrabadeen Campsite	18-Jun-10 (Fri)	20-Jun-10 (Sun)	28-May-10 (Fri)
5521003	Baden-Powell Park	9-Jul-10 (Fri)	11-Jul-10 (Sun)	18-Jun-10 (Fri)
5521004	Seeonee Park - Rockhampton	23-Jul-10 (Fri)	25-Jul-10 (Sun)	2-Jul-10 (Fri)
5521005	Tarmaroo Campsite (Bluewater)	20-Aug-10 (Fri)	22-Aug-10 (Sun)	30-Jul-10 (Fri)
5521007	Rowallan Park - Mackay	27-Aug-10 (Fri)	29-Aug-10 (Sun)	6-Aug-10 (Fri)
5521006	Wyper Park Campsite	27-Aug-10 (Fri)	29-Aug-10 (Sun)	6-Aug-10 (Fri)

Training

Dates are subject to change throughout the year



Please Note New Training Fees applied from 1 January 2010—Refer to Application forms on Website for the 2010 fees.

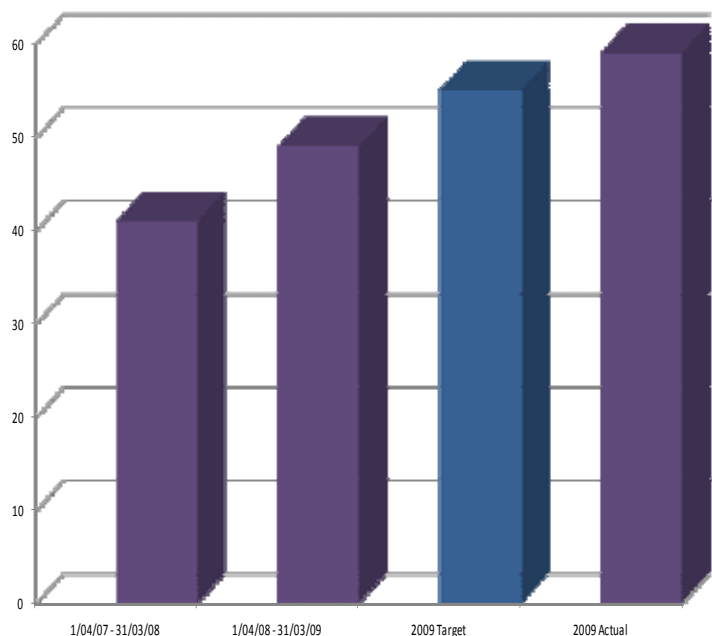
Course #	Venue	Start Date	End Date	Closing date
Module 4 Train the Trainer (2010)				
2831002	Baden-Powell Park	22-Aug-10 (Sun)	22-Aug-10 (Sun)	30-Jul-10 (Fri)
Scout Skills Training 1 & 2				
5211003	Aldershot Campsite - Maryborough	15-May-10 (Sat)	16-May-10 (Sun)	23-Apr-10 (Fri)
5211004	Tarmaroo Campsite (Bluewater)	22-May-10 (Sat)	23-May-10 (Sun)	30-Apr-10 (Fri)
5211006	Seonee Park - Rockhampton	29-May-10 (Sat)	30-May-10 (Sun)	7-May-10 (Fri)
5211005	Rowallan Park - Mackay	19-Jun-10 (Sat)	20-Jun-10 (Sun)	28-May-10 (Fri)
5211007	Wirraglen Campsite - Darling Downs	19-Jun-10 (Sat)	20-Jun-10 (Sun)	28-May-10 (Fri)
Scout Skills Training 2 (new)				
5221001A	Baden-Powell Park	1-May-10 (Sat)	2-May-10 (Sun)	9-Apr-10 (Fri)
Scout Skills Training 3 (new)				
5221001B	Baden-Powell Park	1-May-10 (Sat)	3-May-10 (Mon)	9-Apr-10 (Fri)
5221002	Barrabadeen Campsite	18-Jun-10 (Fri)	20-Jun-10 (Sun)	28-May-10 (Fri)
5221003	Baden-Powell Park	9-Jul-10 (Fri)	11-Jul-10 (Sun)	18-Jun-10 (Fri)
5221004	Seonee Park - Rockhampton	23-Jul-10 (Fri)	25-Jul-10 (Sun)	2-Jul-10 (Fri)
5221005	Tarmaroo Campsite (Bluewater)	20-Aug-10 (Fri)	22-Aug-10 (Sun)	30-Jul-10 (Fri)
5221007	Rowallan Park - Mackay	27-Aug-10 (Fri)	29-Aug-10 (Sun)	6-Aug-10 (Fri)
5221006	Wyper Park Campsite	27-Aug-10 (Fri)	29-Aug-10 (Sun)	6-Aug-10 (Fri)
Skills update Abseiling Level 2 (Artificial Surfaces)				
1301002	Karingal Campsite	5-Jun-10 (Sat)	5-Jun-10 (Sat)	14-May-10 (Fri)
Specialist Outdoor Activities Skills 1				
5601020	Rocky Creek Campsite	3-May-10 (Mon)	10-May-10 (Mon)	12-Apr-10 (Mon)
5601007	Tyamolum Campsite - Mt Crosby	14-May-10 (Fri)	15-May-10 (Sat)	23-Apr-10 (Fri)
5601008	Barrabadeen Campsite	4-Jun-10 (Fri)	5-Jun-10 (Sat)	14-May-10 (Fri)
5601006	Brownsea Water Activity Centre	25-Jun-10 (Fri)	26-Jun-10 (Sat)	11-Jun-10 (Fri)
5601009	Tyamolum Campsite - Mt Crosby	9-Jul-10 (Fri)	10-Jul-10 (Sat)	18-Jun-10 (Fri)
5601010	Tarmaroo Campsite (Bluewater)	16-Jul-10 (Fri)	18-Jul-10 (Sun)	25-Jun-10 (Fri)
5601011	Lowood	13-Aug-10 (Fri)	14-Aug-10 (Sat)	23-Jul-10 (Fri)
5601012	Murrenbong Campsite - Kurwongbah	20-Aug-10 (Fri)	21-Aug-10 (Sat)	30-Jul-10 (Fri)
Venturer Leadership				
1511001	Wirraglen Campsite - Darling Downs	28-May-10 (Fri)	30-May-10 (Sun)	7-May-10 (Fri)
1511002	Gold Coast Region	30-Jul-10 (Fri)	1-Aug-10 (Sun)	9-Jul-10 (Fri)
Venturer Scout Skills Training 1 & 2				
5311003	Tarmaroo Campsite (Bluewater)	22-May-10 (Sat)	23-May-10 (Sun)	30-Apr-10 (Fri)
5311005	Seonee Park - Rockhampton	29-May-10 (Sat)	30-May-10 (Sun)	7-May-10 (Fri)
5311004	Rowallan Park - Mackay	19-Jun-10 (Sat)	20-Jun-10 (Sun)	28-May-10 (Fri)
5311006	Wirraglen Campsite - Darling Downs	19-Jun-10 (Sat)	20-Jun-10 (Sun)	28-May-10 (Fri)
Venturer Scout Skills Training 2(new)				
5321001A	Baden-Powell Park	1-May-10 (Sat)	2-May-10 (Sun)	9-Apr-10 (Fri)
Venturer Scout Skills Training 3(new)				
5321001B	Baden-Powell Park	1-May-10 (Sat)	3-May-10 (Mon)	9-Apr-10 (Fri)
5321002	Barrabadeen Campsite	18-Jun-10 (Fri)	20-Jun-10 (Sun)	28-May-10 (Fri)
5321003	Baden-Powell Park	9-Jul-10 (Fri)	11-Jul-10 (Sun)	18-Jun-10 (Fri)
5321004	Seonee Park - Rockhampton	23-Jul-10 (Fri)	25-Jul-10 (Sun)	2-Jul-10 (Fri)
5321005	Tarmaroo Campsite (Bluewater)	20-Aug-10 (Fri)	22-Aug-10 (Sun)	30-Jul-10 (Fri)
5321006	Rowallan Park - Mackay	27-Aug-10 (Fri)	29-Aug-10 (Sun)	6-Aug-10 (Fri)
Venturer Unit Management				
1501002	Queensland Scout Centre	23-May-10 (Sun)	23-May-10 (Sun)	30-Apr-10 (Fri)
1501003	Queensland Scout Centre	22-Aug-10 (Sun)	22-Aug-10 (Sun)	30-Jul-10 (Fri)
Wood Badge Training 1				
9501003	Baden-Powell Park	28-May-10 (Fri)	30-May-10 (Sun)	7-May-10 (Fri)
9501002	Far North Region	28-May-10 (Fri)	30-May-10 (Sun)	7-May-10 (Fri)
9501004	Baden-Powell Park	6-Aug-10 (Fri)	8-Aug-10 (Sun)	16-Jul-10 (Fri)

Training

Jean Clifford
Deputy Chief Commissioner (Training Development)
dcc.training@scoutsqld.com.au



Wood Badge



CONGRATULATIONS WOOD-BADGE

Pleased to announce the awarding of the Woodbadge to the following Members.

Chris McAlister	Sunnybank Scout Group
Scott Orchard	The Gap Scout Group
Cathy Orchard	The Gap Scout Group
Peter Eickenloff	Brownsea
Paul Wood	Moura Scout Group
Susan Randall	Greenbank Scout Group
Kevin Boch	Pamphlett Scout Group
Lorraine Christofis	Lawnton Scout Group
Scott Thomas	Logan and Bay Region
Deborah Williamson-Gleich	Childers Scout Group

TRAINING CALENDAR NOW AVAILABLE ONLINE

Full course listing for 2010.

Download your copy from the members only area of the Branch Website at <http://www.scoutsqld.com.au>

100 Years ago

Heritage Archival Reference Centre
heritage@qldhq.scouts.com.au
3721 5722



April 1910

Boy Scout enrollment cards were introduced On April 12th 1910. These cards were first signed by the Chief Commissioner, then issued to the Scoutmasters. The Scoutmasters in turn were expected to write in the relevant information and then return this to the Chief Commissioner for recording purposes. The cards were then returned to the Scoutmasters for presentation to the new Scouts. Leaders were also issued with enrollment cards there being no warrants at this stage.

As is still the case today the system had its problems. Some Scoutmasters did not issue the cards, others issued the cards but did not forward the information to the Chief Scoutmaster whilst others followed the process as requested. This problem is the reason for many blank pages in the early registers of the movement.

There being no Headquarters Office or staff at the time it became a spare time activity for anyone with time to spare to keep the records. "Headquarters" at the time being a small hole in the wall at P.O. Box 596 at the Brisbane General Post Office.

April 1910 saw a split occur between a few Scoutmasters and the Council of Control over a number of matters. This split saw Scoutmasters resigning from the League of Boy Scouts as Baden-Powell's Boy Scouts were known.

These ex Scoutmasters formed a rival organization based on a movement which had commenced in England in competition to the Baden-Powell Boy Scouts known as the British Boy Scouts which was very military oriented. This group was known as the Queensland Branch of the British Boy Scouts.

QSC Contact Directory



Title	Phone	Email
Chief Commissioner's Office		
Chief Commissioner / SEO	3870 7000	ccea@scoutsqld.com.au
Exec Asst to Chief Commissioner	3870 7000	ccea@scoutsqld.com.au
Secretary to Chief Commissioner	3721 5723	ccadmin@scoutsqld.com.au
Property & Insurance Officer	3721 5718	property@scoutsqld.com.au
Marketing & Promotions Manager	3721 5712	marketingmanager@scoutsqld.com.au
Project Development & Grants Officer	3721 5734	grants@scoutsqld.com.au
Assistant State Executive Officer	3721 5740	aseo@scoutsqld.com.au
Secretary to Assistant SEO / Youth Membership Support Officer	3721 5740	aseosec@scoutsqld.com.au youth.membership@scoutsqld.com.au
Adult Membership Support Officer	3721 5732	adult.membership@scoutsqld.com.au
Training Administration Officer	3721 5716	training@scoutsqld.com.au
Training Support Officer	3721 5737	training.support@scoutsqld.com.au
Senior Service Consultant	3721 5739	bookings@scoutsqld.com.au
Office Assistant	3721 5731	officeassistant@scoutsqld.com.au
Finance Department		
Financial Controller	3721 5719	finance@scoutsqld.com.au
Accounts Receivable Officer	3721 5721	debtors@scoutsqld.com.au
Accounts Payable Officer	3721 5725	creditors@scoutsqld.com.au
Finance Support Officer	3721 5733	financesupport@scoutsqld.com.au
Scout Supply Centre		
Retail Manager	3721 5743	manager@scoutsupply.com.au
Sales Assistant	3721 5724	sales@scoutsupply.com.au

WORLD SCOUT \$ DAY

The 1st of August is World Scout Day... and at AJ2010, Scouts Australia's National Team launched the World Scout \$ Day project, where every Scout in Australia will be asked to donate \$1 by the 1st of August. **Think about it... if every member of Scouts Australia donates just \$1 each, that's \$65,000!**

Food for Life

The funds raised for World Scout \$1 Day will be sent to the World Organisation of the Scouting Movement to support the Food For Life project in the African Region.

What is the Food For Life program?

The first step to poverty alleviation is food security. Food security cannot be achieved through short-term solutions (such as giving people food) – people living in areas that suffer food shortages must be taught to produce their own food in a sustainable way in order to survive in the long-term.

The Food For Life program teaches Scouts in Africa to grow food for themselves and their families, and provides them with seeds and the equipment to do it. All the nutritional needs of a family can be met with the produce of a tiny garden, 1.25 square metres per person. Families that have the ability to grow their own food need never be hungry again, and they also have the capacity to earn money by selling the food they grow.

Scouts earn proficiency badges as they complete each level of the Food For Life program. At Starter level, Cubs and Scouts learn how to grow a vegetable of choice in his or her garden. At Silver level, Scouts learn how to plant a variety of vegetables in his or her own garden, and also how to take care of the vegetables. At Gold level, Scouts learn how to draw up a business plan, and learn detailed information about soil types, irrigation, fruit trees, and so on.

Administration & Communications



UNKNOWN BLUE CARDS RECEIVED

We have received Blue Card information from the Commission for the following people, however there is no record of their involvement with Scouting as a Member or an Adult Helper. If any of the people listed below are attached to your Formation please contact the Adult Membership Support officer immediately. Failure to determine where these people are attached to will result in advice to the Commission of their non involvement with Scouting in Queensland. Contact the Adult Membership Support officer on 3721 5732 or

RITSON , Zoe Rae	CARTER , Carrle Anne
ROBERTSON , Alistair Thomas	TOONE , Wendy Jane
HODDER , Christopher David	PAGE , Pamela Susan
O'FERRALL , Rory Antony More	BALLIS , Jacinta Jane
PETERS , Kathleen Maree	BANNISTER , Sarah Frances
ADAMS , Gene Raymond	

CHARTERED FORMATIONS

The following Formations have become Chartered or rechartered during the month:



* Bracken Ridge Scout Group	* Lawnton Scout Group
* Burpengary Scout Group	* Pamphlett Sea Scout Group
* Gin Gin Scout Group	* Albany Creek Scout Group
* Alice River Scout Group	* Victoria Point Scout Group
* Whitsunday Coast Scout Group	* Blackwater Scout Group
* Emerald Scout Group	* 2nd Nambour Scout Group
* Yeppoon Scout Group	* Stanthorpe Scout Group
* Algester Scout Group	* Sandgate Scout Group
* Tieri Scout Group	* Kirwan Scout Group
* Brisbane Inner City Scout Group	* Longreach Scout Group
* Wavell Heights Scout Group	* Gordon Park Scout Group
* Central Western Region	* Underwood Scout Group

UPDATED FORMS

The following forms have been updated to allow online editing. To make changes to these forms you need Adobe Acrobat Reader. Download free from <http://www.adobe.com>

Form	Description	Issue	Date
F22	Charter/Recharter checklist	6	04/10
A15	Leader Training Application	22	03/10
A75	Leader Training Application—Specialist Training Courses	4	03/10
A76	Leader Training Application—First Aid Training	3	03/10
A78	Leader Training Application—Specialist Outdoor Activities	4	03/10



Queensland Branch

WEBSITE UPDATES

<http://www.scoutsqld.com.au>

1. Training Calendar (Full Year)

CHANGES TO THE GAMBLING COMMUNITY BENEFIT FUND

The Gambling Community Benefit Fund have updated the online applications while the changes are only minor Groups should contact the Grants Officer Cameron Stanley on 3721 5734 if they have any concerns or questions about the new application.

Scout Groups will need to register to the online Grants such as the Gambling Community Benefit Fund, Jupiter's, Reef and Breakwater to get a Business Number. Groups can find the information by going to the following site <http://www.olgr.qld.gov.au/grants/gcbf/howToApply/index.shtml> and clicking on step 4 register your organisation.

When you enter the application form Groups must tick the section box as a sponsored organisation because Scout Queensland is the Legal entity and then fill out the den location and postal address. Once you have completed that then under the declaration the name must be Maurice Law and the contact number must be 3870 7000.

Once you have completed this and submitted recorded your number as this will be your Business Partner number for future applications you make.

The online application for the online applications has changed somewhat slightly.

The first section of Applicant details ask for the Sponsor Number (Group) and the Legally Liable organisation Number (Branch). Scouts Queensland Business Number is 101 000 3524. Management Committee member is still Maurice Law Application details are the Den Address and the person from the Group that may have to answer any enquires.

The best thing to describe Scouts Queensland is Young People. The Funding Criteria is much the same except for the Community Benefit where the questions have been role into one. Groups should talk about the How you think your organisation will benefit if this grant is successful, what you consider the benefits to the broader community will be if this grant is successful, how do you think it would benefit your organisation in terms of building your capacity to improve service/program delivery if this grant is successful.

Groups which are confused or need assistance should contact the Grants Officer Cameron Stanley at Queensland Scout Centre on (07) 3721 5734 immediately.

NEW CERTIFICATE OF CURRENCY

A PDF version of the **2010/11** Certificate of Currency can be found in the Members Only Area on the Branch website under the heading of Insurance. This certificate is valid until 31 March 2011.

Program Ideas

To be a Movement which delivers a dynamic, exciting and vibrant program



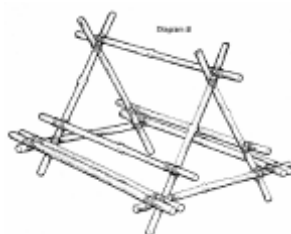
TABLE AND BENCHES

Equipment - Table 1

- 4 x 3.6 metre (12 ft) spars
- 7 x 3 metre (10 ft) spars
- approximately 20 light spars x 2 metre (6 ft) long
- 20 x lashing lengths
- sisal or light rope.

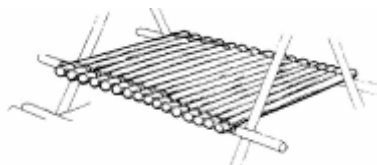
Method

- Construct 2 A frames using 2 x 4 metre spars and 1 x 3 metre spar (a).
- Join the 2 A frames together using 3 x 3 metre spars. The lower spars are lashed on the top of the bottom cross members of the A frames.
- Two more 3 metre spars are lashed between the A frames to support the table top (b).
- The last two 3 metre spars are lashed alongside the lower spars joining the A frames to form the bench seats.



The actual table top is made up of light spars that rest on the support members and are held in place with a couple of turns of sisal or light rope.

If your lashings are good and tight the table is now complete, but it may be necessary to add a couple of guys for more stability.



FLINTSTONE CARS

Equipment

- 2 cable drums
- 2 x stout staves 2.5m (8ft) long
- 5 x staves 1m (3ft) long
- 2 x steel tubes 1m (3ft) long
- 14 light cords or sisal for lashings



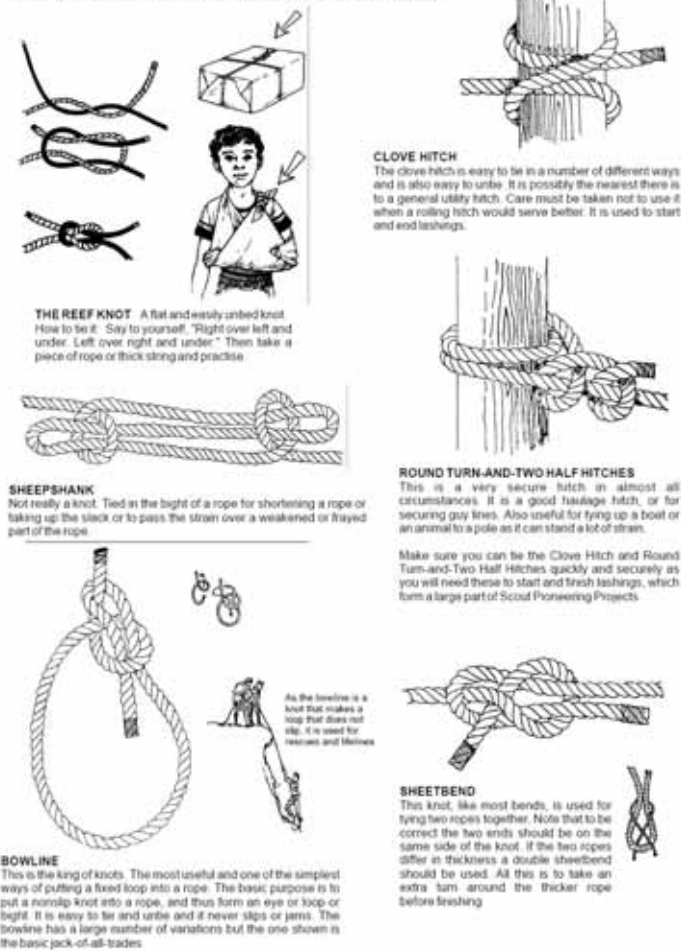
Method

- The steel tubes are placed through the cable drums and the two longer staves lashed between them, either side of the drums. The staves should be on top of the steel tubes for maximum support.
- The 1m staves should be lashed between the two staves to one end of the 'rolling chassis' to form a seat.

To use the Flintstone cars


Sit on the cross members and use your feet to propel the car along whilst shouting YABADABADOO in true Fred Flintstone style.

THE SIX BASIC SCOUT KNOTS AND HITCHES



GAME: KNOTTING BASEBALL


Same teams as baseball, but no bat or ball. Pitcher and batter each have a piece of rope. Pitcher calls name of knot and throws his rope to anyone in the field. If batter reaches first with knot tied correctly, he is safe.



If knot tied (correctly) by fielder, reaches first before batter, he is out. If batter cannot tie knot called, he is out. If fielder cannot tie knot called, batting side scores one run whatever else happens. Fielders can then return ropes to second, third or home to "force" base runners. Make sure pitcher throws rope to all fielders and not too frequently to first base.

For Further Pioneering Activities, see the *Fieldbook for Australian Scouting*

Available from the Scout Supply Centre



Program Ideas

To be a Movement which delivers a dynamic, exciting and vibrant program



GAME: CHARIOT RACE

When you get on to teaching the square lashing a good game, the chariot race. The Troop is divided into teams (of a fairly small number) and each team is given a chair and two staves. They then have a fixed period (say fifteen minutes) to build a chariot which simply involves square lashing each of the staves to either side of a chair so that they extend equally in front and behind of the chair. Warn Scouts that it is vital that the lashings are very tight.

Then set up a race track, if space is limited then you will probably have to have each team running one at a time and time each, however if you can hold the race in a larger space it is possible for all teams to race together. One member of each team sits on the chair and the other team members must carry the chair by the staves only and run around the course. In running with the chair, any bad lashings will be disclosed since they will work undone. A suitable penalty should be imposed for any team that drops their passenger. This game always proves to be most entertaining, both for the members and for the leaders!

BASIC CAMP GATEWAY

Equipment

- 8 x light spars 2.5m (8ft) long
- 2 x light spars 2m (6ft) long
- 4 x light spars 1.5m (4ft) long
- Sisal
- Large pegs or pickets
- Troop name board

Method

- The sides of the gateway are made from two narrow trestles. As they will not be carrying a great load they should only need a single diagonal brace, which saves time.
- The sides are held upright by an additional spar lashed to the middle of the top horizontal spar with a square lashing. The position of this outer leg should be adjusted so that the sides lean outwards slightly and can stand on their own.
- Lash the two remaining spars across the top of the gateway and hang your name board from the front.



Useful hint

Use a picket driven in at a 90° angle to the bottom of the outer leg and make fast with a square lashing.

Hour Glass Tower

The tower is constructed from two large pyramids interlocked together. It must be built on its side then raised vertically with the aid of an additional tripod of spars. Care must be taken to ensure that all the equipment used is in excellent condition and that the lashings are really tight.

Equipment

- 9 x spars 3.6m long
- 6 x spars 2.5m long
- 2 x spars 2m long
- 10 x light spars for the platform
- 26 x lashing lengths
- 3 x ropes 15-25m long for raising the platform
- 1 pulley suitable for the above rope
- Guy ropes
- additional ropes for the platform
- 1 ladder/rope ladder



Method

1. Using 3 x 3.6m spars and a figure of 8 lashing, build a tripod. Using square lashings, fix 3 x 2.5m spars across the butt ends. (a) This is the base unit – lay it on its side. Prepare a second tripod with 3 more 3.5m long spars.
2. Feed one leg of the tripod through the apex of the base unit. Complete the top unit by lashing 3 x 2.5m spars close to the butt ends – this will form the handrail. (b)
3. Once the frames have been positioned correctly, lash the main spars together using square lashings. **Note: although the spars cross at an acute angle, you must use a square lashing.**
4. Add additional strength by lashing the apex of each tripod to the opposite main spars using a round turn and two half hitches. (c)
5. Build a tripod using the remaining long spars and hang the pulley to its apex. Position this about 10m from the tower. Fix the long ropes to the apex of the base unit and feed the upper one through the pulley – the other two ropes are used to keep the tower steady as it is raised.
6. Once the tower is upright, check that the top is level. Lower it again and make any necessary adjustments.
7. While the tower is horizontal, fit the platform by lashing the 3 x 2m spars about 1m below the handrail and lashing the light spars across them.
8. Attach the rope ladder to the platform and the lower horizontal spar. Attach guy ropes to the main spars above the hand rail.
9. Raise the tower.



WEBSITES USED FOR IDEAS THIS ISSUE

www.scouting.org.za/resources/pioneering/
www.pioneeringmadeeasy.co.uk
<http://whatknot.tripod.com/knots/knotgame.htm>

(Continued from page 11)

representative, you are a voice for Rovering in your region. Your duties include regularly communicating with crews in your region, attending QBRE meetings (where possible) and participation in two major rover conferences each year. If you are interested in becoming a Rover Region Representative contact the QBRE Chairman or BC Rovers.

HAS YOUR CREW ADVISED IT'S CONTACT INFORMATION

Does QBRE have a nominated mail, phone and electronic contact point for your Crew? Updated crew contact information can be sent to deputy@qldrovers.org.au

HAVE YOU JOINED THE QLD ROVER WEBSITE

If you have not joined the Queensland Rover Website, it's easy to join, just log onto the Qld Rover Website and follow the simple instructions. If you have any problems logging on or aren't receiving emails, contact coms@qldrovers.org.au

FUTURE DATES

QBRE MEETING – 18 April – 7 pm QSC

Anzac Day Dawn Service 25 April CBD

Banana Bash 30 April to 3 May – Karingal

CQ June Moot 11 to 14 June - Location TBA

Queensland Venture 30 June to 8 July – Parklands Gold Coast

Urban Challenge 23-25 July - Theme "Where's Wally"

World Moot – Kenya 27 July – 7 August 2010

St Georges Ball – 9 October 2010

Ausmoot Woodhouse Dec 2010 – Jan 2011 – South Australia

QBRE CONTACTS

Chairman Philip Verner chair@qldrovers.org.au Deputy Chairman deputy@qldrovers.org.au

BC Rovers bc.rovers@qldhq.scouts.com.au 0419 704 729 Rover Website www.qldrovers.org.au

AIR ACTIVITIES GLIDING EXPERIENCE FLIGHTS

The Air Activities team conducts gliding experience flights for Venturers, Rovers and Leaders.



For a unique Scout activity, come to the Southern Downs Soaring Club at Warwick with the Air Activity leaders and fly silently with the eagles above the spectacular patchwork of farmlands, dams, creeks and townships of the beautiful Darling Downs. Your pilot, a fully trained Gliding Federation of Australia instructor, will introduce you to one of their modern, sleek, sailplanes. After being towed into the air, your pilot will release from the tow plane and your glider will silently ride the rising currents of air for a truly memorable experience.

All glider flights are conducted as trial introductory flights. With the opportunity to 'fly' the aircraft should you choose. Your glider flight will allow you to enjoy the soaring experience for approximately 25 minutes. If conditions allow, you can extend your flight. Cost is \$95.00 for the day including your flight and overnight stay at the Gliding Club. This is a self-catering course.



The view is **spectacular** during your flight. Be sure to bring a camera or small VCR for taking pictures before, during and after the flight! Bookings can be made by contacting Scout Headquarters on 3870 7000.

2013 Australian Jamboree

Dream It, Live It

Maryborough Park International Exhibition and Equestrian Centre



AJ2010 DVD

I have checked what has happened to the DVD, Newspaper and site poster from the AJ2010. They are finishing all the production requirements now, they expect the merchandise to start flowing out in the next 2 weeks, slightly behind schedule unfortunately, but it is very close now.

AJ2013

Progress for the Jamboree has been steady and that is a good thing, the last we want is to rush into something and make mistakes. It is expected that over the next few months we will be making inroads into the program, confirming sites and services issues and releasing the badge. We will also be confirming the dates of the Jamboree.

We have recently appointed Ryan Sodziak as Director Support Services and Paul Marnane as Director Program. Both of these guys are enthusiastic and very capable, I feel very confident they will do their job well. They are both at present putting together their teams and would be interested in anyone that can assist in their Directorates.

The picture is of one of the Activities, remote control cars will be part of one of the bases. More will be revealed once Paul and his team have had time to digest all the possibilities for Activities at the Park and the surrounding region. Leaders and Venturers will also be well catered for.



Enjoy your Scouting
Pieter Van Der Kamp (Smokey)
Chief Director AJ2013

(Continued from page 14)

australian Contingent going to Sweden in 2011... For bookings phone 0407 170 594 or email wjcontingentleader@scouts.com.au

Other **future international events** include:

- Centenary Jamboree, Jamaica. 20th to 29th July 2010. The Jamboree will be held at the Essex Valley Agricultural Show Ground, Gutters, St. Elizabeth. The site is located approximately 100 miles from Kingston, in the southern section of the island, surrounded by the Spur Tree Mountains. Fee: US\$150.00 plus all other costs associated to attend this event will be at the individuals own expense.

- Boy Scouts of America National Scout Jamboree – Australia is sending a contingent from mid July to mid August 2010. Cost approximately \$6000. The Jamboree will be held at Fort A.P. Hill in the state of Virginia, just a short drive south of Washington DC. Jamboree activities will include archery, orienteering, challenge trails, motocross, fishing, scuba diving, marksmanship & many more. The daily program offers fun, challenge, an opportunity for religious reflection, citizenship and international brotherhood. The Contingent will be travelling touring New York, Niagara Falls and Washington DC before arriving at the Jamboree site. We will be departing from Washington DC shortly after the Jamboree ends. Applications close 30th June 2009.

- Finish Jamboree to celebrate 100 years Scouting in Finland – 28th July – 5th August 2010. Evo camp site in Southern Finland, near Hameenlinna, Finalnd. Cost €225.

- 4th William I Koch International Sea Scout Cup – 1-7 August 2010. Scouts Australia would like to send a team (made up of 2 youth members) who will represent Scouts Australia. Individuals or teams can apply to represent Scouts Australia. Sea Scouts from around the world are heading to the United States Naval Academy in New London, the host for the annual William I. Koch International Sea Scout Cup, August 1 - 7, 2010. This youth sailing regatta is open to young men and women between the ages of 16 and 21 who are actively registered in Scouts Australia. The five-day event will be held at the Naval Academy's Sailing Centre. Teams from the United States and 20 countries can test their seamanship and leadership skills as they sail Vanguard 420's. Scouts Australia is offering a 50% scholarship to attend this event. The total fee will include the return airfare and event fee which covers food, lodging, access to sailboats and VIP tour of the White House. Scouts Australia will pay 50% of this cost whilst the individual will have to pay the other half.

- 13th World Scout Moot – Kenya – 27th July – 7th August 2010. Cost \$5000-8000. National is seeking a contingent leader for this event.

- 19th New Zealand Jamboree - Hamilton, New Zealand – 29th December 2010 to 6th January 2011. Estimated costs \$3000-6000.

- ICCS Scout Jamboree, Thailand. 27th December 2010 – 4th January 2011. Theme is "Scout as a Servant of the Gospels". Location is Vajiravudh National Scout Camp, Sriracha, Chonburi, Thailand, 60kms from Bangkok Suvarnaphumi International Airport. The Jamboree fee is US\$400.00. The cost to attend the event including airfares is at the individuals own expense.

- World Scout Jamboree in Sweden in 2011. See more information above.

If you **would like to know more about what is happening internationally in Scouting** or you would like to participate in an overseas event, how about visiting Scouts Australia's Website on www.international.scouts.com.au and it will open up many more links for you to explore?

For any further information, please contact Paul Rollason, BC International, via Branch or E-Mail bc.international@qldhq.scouts.com.au or visit the Queensland website at www.scoutsqld.com.au and click on "Events" and then "International".

What are you waiting for???? **GET INVOLVED and ENJOY.**



BEANIES

Autumn is here—

Be Prepared for the colder months. Navy polo fleece beanies embroidered with the Scout Logo

Order now from the Scout Supply Centre

\$8.95



SCOUT INTERNATIONAL STUDENT EXCHANGE PROGRAM

The second installment from our 3 Venturers who went on Exchange over Christmas can be read later in this issue of Encompass. It is only an excerpt but it makes very interesting reading of Kelsey's experience in Japan.

A big thankyou to the 12 Families who responded to my call for potential Host Families since the last edition to the Encompass magazine and on the Branch Home Page. I was very pleased to see the response, especially from out in the Regions away from SE Qld. At this stage, we have been advised that there are at least 17 from Demark and 5 from England and still waiting to hear from Japan, who are coming to Australia for approx 6 weeks from the end of June to early August.

Applications for the 2010 Departures has now Closed. I will be in contact with the applicants very soon. If you want to be considered for the 2011 Departure, now is the time to start enquiries and save money for the fares. All you need to do is email me at: sisep@qldhq.scouts.com.au I can then provide you with more information.

Scott Edwards
Qld SISEP Coordinator

THE JOURNEY TO JAPAN

BY KELSEY REID

My time in Japan over the last Christmas holidays was probably the most individual life experience I have ever had.

Three of us made the journey from Australia to Japan – one from Victoria, one from New South Wales and me from Queensland. On our arrival in Japan we were greeted by two Scout Leaders of Osaka and also a Venturer Scout from one of the local groups. While driving through Osaka before we reached the hotel we were briefed on what our stay would include and also made our introductions to the three chaperones that had met us at the airport. Osaka at night was amazing. The city never seemed to sleep and the entire place looked like it was from somewhere in the future. The highways were lifted off the ground onto giant bridges that seemed to snake their way around the city in the sky.

When we arrived at the hotel we were briefed once again and were taken to dinner at a sushi bar across the road from the hotel. I still remember Simon trying to eat with chopsticks. Very funny! He did manage to eat some dinner though.

The next day I met my host sister Nao, and host father in the lobby of the hotel. My first thoughts about my sister were that she was incredibly pretty and looked a little like a famous pop singer. Leaving Simon and Andrew at the hotel, I travelled with my new host father and sister to their local Scout Group where I met the Cub Scouts who were enjoying activities. I was introduced to the Leaders in the group and also a few of their District Leaders. Afterwards I saw where I was to live for the very first time. There I met my host mother, brother and other host sister. My host mother seemed very excited to meet me. She gave me a tour of the house and made me feel very welcome.

My school experience was wonderful. Everyone I met was so interested in me and always wanted to be with me. I made heaps of friends and they even taught me some of the local slang so that I could communicate with them. Fortunately there was another person in the school who was western and that could speak English with me. His name was Tom and he was a young English teacher helping at Ryokufukan School. My class was fairly large with around 35 people in it compared to my classes at my school in Brisbane with usually 22 people. My class included my host brother who liked to show me off in front of his friends. I seemed to become the most popular girl in the school around halfway through my second week because everyone wanted to talk me and be friends with me.

The cultural differences between life in Japan and Australia are quite big. Simple things such as taking shoes off in a special area at the entrance of the homes called a *genkan* before entering the house and then putting on special 'inside shoes'. Their baths were also very different. You got unchanged in one room before you entered another small room that had a bath in it and a stool and shower. You washed yourself first while sitting on the stool with the shower and then sat in the bath to relax for as long as possible. The longer you were in the bath the more polite. That's very different to life in Brisbane on water restrictions. I even had the chance to take part in a traditional ceremony where I dressed as a *Maiko* (Japanese shrine priestess) and took part in a very public ceremony.

Even before I went to Japan their style of food was always something I loved. From sushi with raw fish and rice wrapped in sea weed to the tasty *Oden* which is a large pot filled with stock and a variety of vegetables and meat. The food was delicious and I didn't have much trouble adapting. I was surprised to find more different types of fresh fruit than I expected though.

To fundraise for the trip I held a pizza and movie night in my District inviting Venturer Units and the Rover Crew. I sold lollies and drinks as well on the night. I also had a sausage sizzle and some people were great because they just gave me a donation. It seemed that when they found out that this experience was possible in Scouts that they wanted to support me.

Before I went on the trip I had a feeling I was going to be a bit isolated for



a great deal of it with no one to really talk to. I was wrong because instead of that I had many people always with me and talking to me. So many of them had questions about my life in Australia and I wish I could have had more pictures to show them but unfortunately I only had the few that I had taken with me. In preparation for the exchange I had created a sort of portfolio of pictures or a 'brag-book' of my life here in Australia to show my family and friends in Japan. I took the ones that I thought they would be interested in but I could have taken more because I had misjudged what they would want to look at. They really want to know about everything! While in Japan my folio of pictures was shown to all of my friends and family and also anyone that my host mother wanted to show them to. She seemed very proud of me and seemed to want everyone to know about me.

I have been studying Japanese language at school for a few years and this exchange pushed me to practice my Japanese skills both in school and outside of school. My Teacher at home in Brisbane had told me that I would learn a lot of local slang and she wasn't wrong. Most Japanese speak in a kind of slang not the straight Japanese that we learn here at school but it usually wasn't hard to adapt and follow conversations.

Whenever there was a Scouting event in the area I was always invited along. I spent a weekend on a camp with the Cub Scouts in the mountains that surround Osaka and border Nara. When New Year's came around I spent time with the group making *Mochi*, a sticky rice pudding ball that is traditionally eaten with a soup that was seasonal for that time of year. I

also spent one entire week leading up to the new year walking around the streets of Osaka at night with other Venturers banging on blocks of wood that would echo through the streets and yelling "*kinoyoji! Machi ipon kazi-nomoto!*" which means "warning fire! Protect your houses and city!" The Japanese have done this for centuries



to warn the people of Japan to watch out for the fires in their lives as they lead closer to the most stressful time of the year. The entire Osaka 164 Scout Group participated in this event.

I don't believe there was anything that I would have changed in my entire experience. It was fantastic! But if I could change anything at all then it would be the length of time, it went too fast. I feel like I made a real connection with all my new friends and my host family and I didn't want to leave because it felt too early. The time seemed to pass exceptionally fast and I'm sure that Simon and Andrew, the other two Venturers who were in Japan with me would agree.

The entire experience of living in Japan on the exchange was an eye opener. It was totally different to what I was expecting and also what I had imagined my time to be like. As I said earlier, I thought that I would spend a lot of my time in silence and only be able to be part of conversations occasionally. Instead, I was spoken to all the time and was part of everything. Everyone was very welcoming, inviting me to join in with everything going on and all of the Cub and Beaver Scouts seemed to love me! It was like I had my own little fan club that followed me everywhere!

I don't believe that I suffered from homesickness at any point but my mother disagrees. My mother and I communicated via Skype most nights and I gave her a re-cap of what had happened to me that day. She says that I seemed a bit quiet and not myself during the second or third week but nothing too much. A difficult thing at the end of the trip was packing – deciding what I was going to leave behind, send home via post or take with me in the suitcase. It was also hard to decide about souvenirs for my friends and family at home because I had to get them home! I ended up sending back a couple of boxes with presents from my host family and friends in Japan – they are very generous people and gifts for people back home in Australia. This was not a cheap alternative for getting things home and I think worked out close to what I would have paid for being overweight in my baggage with the airline. My suitcase also had gifts and new clothes but I didn't go over the limit.

Overall I think that my trip was a success! I would love to return to Japan as soon as possible so I am saving. I would like to thank all the people that

(Continued on page 27)

(Continued from page 26)

helped with my trip. Those who made the arrangements here in Australia and in Japan – thanks I feel like the host family you matched me with was perfect. Thanks to Paul and Scott here in Queensland who helped me prepare for the trip with hints, suggestions and guidance. Mostly I would like to give a big thank you to my host family for making me feel very welcome and for allowing me to become a part of their family. Thank you everyone! Japan was definitely the best trip I have ever done. That may be be-

Celebrate 30 years of **AGOONOREE**

- Agoonoree is a week long Scout camp run in the September School holidays.
- Agoonoree is open to all Scouts (over the age of 11), Venturers, Rovers and Leaders.
- The concept of Agoonoree is that Scouts Queensland invite children with additional needs out to spend a week at B.P Park with Scouts.
- The children with additional needs are Scout aged and for some of them they have never been camping before.

When: 18-24 September 2010

Where: B.P Park Samford

Who: Scouts, Venturers, Rovers and Leaders

Why: Give something back to the community



If this sounds like something you would want to be a part of. Send in the expression of interest form found in this edition of Encompass or download one from Agoonoree.scoutsqld.com.au

If you would like a promotional presentation to show your Troop, Unit or crew- Contact Agoonoree 2010 Promotions – Shaun on 0403 143 955 or sandilands87@gmail.com



WSJ2011 Information Sessions

Queensland Scout Centre
Dixon St, Auchenflower

Fri 23 April 7.30pm – 8.30pm
or
Sat 24 April 10.30am – 11.30am

Don't miss out
on the chance to learn more about the
Australian Contingent going to Sweden
in 2011...

For bookings phone 0407 170 594 or email
wjcontingentleader@scouts.com.au



New 2020 Plan template available to download from the Members Only Area of the Branch website. Grab your copy now for your Formation

The Hawk says "It's a cool event, don't miss out."



14 & 15 August 2010
Cost: \$18.00 per participant

Crows Nest Show Grounds

Applications and further information is available from:
Nighthawk Committee, PO Box 6116
Toowoomba West 4350
www.darlingdowns.scoutsqld.com.au

Get your entry and money in early to secure your place!



THE OFFICE OF THE CHIEF COMMISSIONER

POLICY UPDATE

TRAINING QUALIFICATIONS AND WHAT I AM ENTITLED TO DO

POLICY

The purpose of this chart is to clearly define what Leaders, Adult Support Members, Fellowship Members, Adult Helpers and Rovers can do in Accordance with Policy & Rules and Queensland Branch Scouting Instructions. QBSI is currently under review and this chart will be included in the revised edition, however as this chart is taken from what is already written working within this Policy, it is effective immediately.

It is included in Encompass in an effort to ensure that Adult Members are aware of their responsibility to ensure that the service they give to the Movement is carried out within the policy thereby ensuring that the Associations Duty of care is honoured.

MAURICE J LAW, AM
CHIEF COMMISSIONER OF QUEENSLAND

Adult Support Members and Fellowship Members						
What can you do	Non Parent (child not in the same Formation)		Parent (child in the same Formation)		Cert of Membership / Appointment	Letter of Welcome
	No Blue Card	Current Blue Card	No Blue Card	Current Blue Card		
Adult Support Member / Fellowship Members						
Participate in planning	✓	✓	✓	✓	✓	
Sectional meetings, activities other than over night		S	S	S	✓	
Sleep Overs / Pack Holidays / Camps		S	S	S	✓	
Adult Helpers						
Participate in planning	✓	✓	✓	✓		✓
Sectional meetings, activities other than over night		S	S	S		✓
Sleep Overs / Pack Holidays / Camps		S	S	S		✓
Definitions						
Support - (works under supervision of a qualified Leader)					S	
Cannot participate						

Adult Leaders and Rovers										
	Non Parent (child not in the same Formation)			Parent (child in the same Formation)			Adult Leadership			
What can you do	No Blue Card	Current Blue Card	Letter of Acknowledgment	No Blue Card	Current Blue Card	Letter of Authority	Cert of Membership	Certificate of Adult Leadership	Certificate of Appointment	Special Notes
Participate in planning	<input checked="" type="checkbox"/>	<input checked="" type="checkbox"/>	<input checked="" type="checkbox"/>	<input checked="" type="checkbox"/>	<input checked="" type="checkbox"/>	<input checked="" type="checkbox"/>	<input checked="" type="checkbox"/>	<input checked="" type="checkbox"/>	<input checked="" type="checkbox"/>	
Attend Training / Group Council / District Training Meeting	Limited	<input checked="" type="checkbox"/>	<input checked="" type="checkbox"/>	<input checked="" type="checkbox"/>	<input checked="" type="checkbox"/>	<input checked="" type="checkbox"/>	<input checked="" type="checkbox"/>	<input checked="" type="checkbox"/>	<input checked="" type="checkbox"/>	
Joey Scout / Cub Scout Section										
Sectional meetings, activities other than over night		S	S	S	S	S	S	L	L	
Sleep Overs & Mob/Pack Holidays		S	S	S	S	S	S	S	L	
Scout Section										
Sectional meetings, activities other than overnight		S	S	S	S	S	S	L	L	
Camps/Overnight activities		S	S	S	S	S	S	S	L	
Pioneer and Explorer hikes		S	S	S	S	S	S	S	L	As per Journey Guidelines
Adventurer Level Hikes		S	S	S	S	S	S	S	L	As per Journey Guidelines
Venturer Scouts										
Sectional meetings, activities other than over night		S	S	S	S	S	S	L	L	
Camps/Overnight activities		S	S	S	S	S	S	S	L	
Hikes		S	S	S	S	S	S	S	L	As per Journey Guidelines
Rovers										
Rover over the age 18 participate or run a activity for another youth Section		<input checked="" type="checkbox"/>			S		S	S	L	
Sectional meetings, activities other than over night		S	S	S	S	S	S	L	L	
Camps		S	S	S	S	S	S	S	L	
Leader of Adults										
Sign up a new Leader CC/RC/DC								L	L	
Sign up a new Leader others								S	L*	*only if duly authorised
Approve C5 section overnight								S	L	As per C5 activity approval
Approve C5 SOA								S	L	As per C5 activity approval
Definitions										
Support - (works under supervision of a qualified Leader)			S			Lead - (be in charge of activity)	L		Cannot Participate	



May Venture

Beach & Bush

Join us for an exciting and energetic (Venturer Style) long weekend

When: Friday 1st May - Monday 4th May

Entry from 6.30pm Friday to 2pm Monday

Where: Rocky Creek Campsite at Landsborough

Cost: \$45.00 per Venturer

\$25.00 per Leader

*Includes Sunday night dinner,
camp fees, activities*

Enquiries to: Kirsten at kirsten_is_da_best@hotmail.com

or: Gill at d.jservices@optusnet.com.au

*So be prepared for a full weekend of absolute fun and
socialising with your friends*

What to do before:

Send in your unit application

Please nominate your Obstacle for the Obstacle course - be inventive but achievable

Organise a 20" bicycle per unit

Spread the word - Please forward this to other Venturers and Units

Please return the following by 20th April 2009

We would love to attend May Venture 2010

		Numbers	Fee @ \$	Totals
Unit name		Venturers	\$45.00	\$
Contact name		Leaders	\$25.00	\$
contact phone		Others	\$45.00	\$
		Total enclosed		\$
Email Address				

Cheques payable to SAA Greenbank Venturer unit

Please send to : Greenbank Venturer Unit C/- 25 Brandon St Marsden Q 4132

WONARGO REVUE 2010



Musical Theatre - Great Fun - Great Friends!

Join the Cast for the 39th Season

Wonargo Revue is held in the last two weeks of October, at the Wonargo Cultural Centre, Northgate.

Applications for Cast are currently open to any registered, uniformed, financial member of Scouts Australia, aged 10 and above!

For further information and Application forms, visit our website – www.wonargo.com

Applications for Cast close 23 April 2010.



Ingham Scout Group

Presents

2010 Cu-Joe Games "Celebrations"

"Our Heritage and Our Future"



Saturday and Sunday 21 and 22 August 2010
Ingham Showgrounds

This is a Biennial event for all Joey Scouts and Cub Scouts but we welcome any Scouting Family members, we have a place for you and also probably a job or two.

This year we will be celebrating the 50th Anniversary of our Original Event - "the North Queensland Jungle Gathering" as well as the 20th Birthday for the Joey Scout Section.

Come for the day, the afternoon or the weekend.
You may camp in the showgrounds or in the Pavilion

To Register your Interest

Contact

Cu-Joe Games Coordinator
"Kowari" Mrs Dianne Jensen
Joey Scout Leader

Ingham Scout Group
PO Box 518
Ingham Qld 4850

Email: rje64060@bigpond.net.au or Telephone 07 4776 5403.

Please come to the Games!

"LEADERS" WE NEED YOUR SECTION!

If you are an adult member of a Section or Group, contact Susan Rogers,

Qld Pen-Pal Coordinator at penpals@qldhq.scouts.com.au
0407769981.

And apply for an International Pen-Pal Section TODAY!

The Benefits:

- The opportunity to make new friends within our international family
- Allow you to learn about the life of another Scout in their part of the world, and the Pen-Pal program may help you complete part of your award scheme.
- Build a relationship that could last a life time with you Pen-Pal.
- Swap photos program ideas, Scouting experiences with a section equivalent to your Mob, Pack, Troop Unit or Crew somewhere in the world.
- Leaders will have similar goals and interests that can be exchanged to gain support from an international counterpart.

BOOMERANG TEST WORKSHOP FOR LEADERS – APRIL 17th

The Cub Scout Leader Boomerang Test Workshop (Scientific Discovery & The Natural Environment), will be held at Erapah Environment Centre between 10am and 3.30pm. The cost is \$9.00, which includes morning & afternoon teas and handouts. Please bring a packed lunch and any activity ideas you have found successful. Contact BHQ booking officer, bookings@scoutsqld.com.au or phone (07) 3721 5739.

YOUTH ACTIVITY DAYS:

ERAPAH ENVIRONMENT CENTRE – VICTORIA POINT

Scouts	April 17
Joey Scouts	May 8
Venturer Scouts	May 29-30
Leader Environment Weekend	May 21-23

ROCKY CREEK CAMPSITE – LANDSBOROUGH

Joey Scouts	April 10
Cub Scouts	May 15

WIRRALLEN – DARLING DOWNS

Joey Scouts	June 19
-------------	---------

For all Youth bookings contact BHQ booking officer, bookings@scoutsqld.com.au or phone (07) 3721 5739.

