

Queensl and

ENCAMPASS

Issue 19, May 2010



INSIDE THIS ISSUE

ISSUING OF SCOUTING CERTIFICATES

REMEMBERING ANZAC DAY

Scouting Members in action at ANZAC Day functions

100 YEARS AGO - THE BUGLE BAND

INSURANCE GUIDES

2010/2011 versions available now see page 28

News & Events

DATES TO REMEMBER

May

- 15 District Commissioners Conference
- 21-23 BAANYA
- 23 Kanyanya
- 30 Youth Activities— Orienteering Day
- 31 Appointment of Badge Secretary Forms Due
- 31 Authorised Trading Officers forms due
- 31 Finance Returns due

June

- 04 Queensland Branch Rover Council Annual General Meeting
- 04-06 Queensland Branch Rover Executive Annual Conference
- 11-14 June Moot
- 28-9 July Holiday Adventure Camp—BP Park
- 28-9 July Holiday Adventure Camp—Karingal
- 30-8 July Queensland Venture
- 30 Youth Awards Submission Deadline

July

- 01-09 Holiday Adventure Camp—BP Park
- 01-09 Holiday Adventure Camp—Karingal
- 01-08 Queensland Venture
- 02-10 Brisbane Gang Show
- 23-25 Urban Challenge
- 31 World Scout Day Ball

August

- 01 World Scout Day
- 07 Joey Scout Jaunt
- 14-15 Operation Nighthawk
- 27 Stone Age Rumble
- 28-29 Youth Activities Camp—Aldershot
- 29 Awards Ceremony
- 30-31 Supply Centre Stocktake

September

- 1-30 Scout Job Month
- 1 Supply Centre Stocktake
- 10-12 BRAVSLAC

ANZAC WEEKEND 2010

For the past thirteen years Bauple Multi Scout Group has attended the 6:00 am Anzac service in Tiaro. On many of these occasions in the past, we have had one of our members do flag duty on this day. Last year the local paper published a picture of our members laying the wreath.

With Anzac Day falling on a week-end the last two years we have camped at our meeting place, Bauple Recreation Grounds, on the night prior to Anzac Day, with some parents helping to transport the children to Tiaro early on Anzac Day. Unfortunately due to it being a long week-end this year some members were absent due to family commitments.

Those that attended the camp had a great time and didn't complain at having to get up at 4:30 am to be dressed and ready to go after a drink and biscuits.

Over the years the Service in Tiaro has evolved from people just gathering at the memorial – to RSL members, Scouts, State Emergency Services, and some years schools and SES Cadets marching from the side street, and around the corner and along the footpath of Mayne Street, in front of the Memorial Hall to the Cenotaph. Our Scout Group have always marched since this was incorporated into the Anzac Day program. Our members carry the World Scout Flag and the Section Flags for the sections represented on the day.



This year it was very foggy driving across to Tiaro, but was clear for the start of the service, though towards the end the fog came in and put a light haze over proceedings



WHAT DOES ANZAC DAY MEAN TO ME

- It means a special day of remembrance for all the service men and women who have fought for our country.
- It means feeling cold and hungry when I get up early to attend the dawn service, and knowing that this is nothing compared to the sacrifices and hardships they endured.
- It means listening to the "last post" and feeling very sad when I think about all the soldiers who lost their lives at war.
- It means coming home to a yummy breakfast, and knowing most soldiers fought on an empty stomach.
- It means spending time with your family and loved ones, and remembering how difficult it must have been for the families who were separated by war.
- It means enjoying time with your mates and knowing you're not in danger and neither are they.
- It means having the freedom to spend the day how you choose – and all because they fought and gave their lives for our future and freedom.

This is a little of what Anzac Day means to me.... What does it mean to you?

Written by Mitchell Petersen 2010



News & Events

DARLING DOWNS REMEMBER THE ANZACS

Scout Groups from across the Darling Downs gathered to remember the sacrifices that were made by our diggers for an ANZAC day service held at the Drayton memorial.

The Cubs, Scouts, Guides, Gumnuts, Rovers and Venturers marched to the memorial servicemen, veterans and school children where a solemn service was held to remember the fallen.



Wreaths were placed on the monument in honour of all those who had served. The service had special meaning for many who have parents still serving in the armed forces, and our prayers went out to all servicemen and women.



During the service we were reminded that the purpose of war is to secure the peace that we all enjoy.

GLENNIE HEIGHTS UNITE ON ANZAC DAY



ALGESTER SCOUTS IN ACTION

Algester Primary School showed a very different look for the annual Anzac Day Ceremony. Students were invited to wear their Scout uniform and they came out in force. School Uniforms were left at home for the day and Algester Scout Group Youth members from Joeys, Cubs and Scouts proudly wore their Scout uniforms.



Several of the youth members were chosen to read poems, tributes, raise the flag and form a guard of honour during the ceremony. Scout uniforms were also on display when the choir and strings ensemble performed.

The youth members all received positive comments from teachers and other students throughout the day. Mr Enright, the School Principal was extremely pleased with their behaviour and positive attitude.



"I worked hard during the term to get the ANZAC garden ready for the Ceremony. We were chosen to be the guard of honour and stood outside during the ceremony near the flag pole. During the passing of the Spirit we took the flag down to half mast and we put it back up in Reveille. At the end of the ceremony there were so many wreaths and floral tributes in the garden you could hardly move around."

- Alex Stevens

ANZAC DAY 2010

On Sunday the 25th of April, Scouts from the Rochedale Troop joined with many others to assist in the ANZAC march and memorial service at the park in Cinderella Drive. The service was organized by the Springwood Tri-Services Sub Branch of the RSL and was well attended by the public, former and current Defence forces personnel, the Girl Guides and a school band who played very well.



The Scouts carried banners in the parade and helped out where they could. The service was well addressed by local and state politicians and a former army general. The Scouts then boarded buses for the city and took part in the Brisbane City parade. A talk with a serving defence force member the preceding Troop night earned those who took part their 'Their Service, Our Heritage' badge.

News & Events

MILITARY MUSEUM VISIT ON THE DOWNS

A joint outing was held between the 2nd Toowoomba Scout Group and the Drayton Scout Group on the 18th of April. The group went to the Milne Bay military museum in the lead up to ANZAC day. The museum showcases the sacrifices that were made by the soldiers in the Darling Downs region. During the tour the Cub Scouts had the opportunity to



listen to a local veteran who spoke about what happened during their service.

The trip to the museum brought to life the conditions that our diggers went through with many of the children having had member of family serving in the various wars and campaigns that have occurred. The displays included a

replica of the Red Baron's Biplane (Baron von Richthofen), replica trenches from World War I. The museum also holds World War II vehicles, captured Japanese wartime souvenirs, and an exhibit about Changi.



The Museum is housed in a building known as "The Drill Hall". It was first constructed in 1917 in Newtown Park, Toowoomba as a recruiting depot for the 11th Light Horse regiment. After the end of World War One in 1918, it became the headquarters and training depot for the 25th Battalion, the Darling Downs Regiment. The building was the home base for many Darling Downs soldiers during the national service era of the 1950's and 60's. The building was donated by the army to the museum in 1990.

During the visit the Cubs enjoyed themselves scoffing down traditional Australian soldiers fare (ANZAC biscuits).

For any group that would like to visit the museum it is open 7 days a week from 10am to 4pm with admission being; Adult \$5.00, Children \$3.00, Families \$12.00, Concession Card holders \$4.50.



SILKWOOD SCOUTS IN ACTION WITH FIRST AID

Wednesday 28th April saw 21 bubbling Cub Scouts and their Leaders, from Silkwood Scout Group, attend a training night with the Southport St.Johns Ambulance Group, for Scouts in Action Week.

The evening was organised by Rhonda Shevill, MSTJ Superintendent of the Southport Cadets. We were privileged to also have Mr.Darryl Clare, OAM Principal Trainer / Executive Officer - Information Technology, Mr Darryl Rice, State Superintendant, and Mr. Noel Sherrington, State Policy Officer for St.John's Ambulance attend the night as well.



The Pack joined in the opening parade with the cadets, and then were split into two groups, one going with Noel Sherrington, to learn all about bandaging, while the second group went with Darryl Clare, and Darryl Rice, and went through the correct procedures for CPR and witnessed a defibrillator in action.

Both groups after spending time with Noel Sherrington, looked like



a bunch of 'walking wounded', with a great imagination of what accidents they have suffered, before applying the correct bandaging techniques.

(Continued on page 5)

News & Events

(Continued from page 4)

At the end of the evening, Kara Scaysbrook presented Superintendent Shevill with a Certificate of Appreciation from the Pack, and the Cubs and Cadets all received a certificate to commemorate the night. The Pack had a wonderful night with the Cadets, and Staff from Southport St. John's Ambulance, and went home with a lot of very valuable information on First-Aid. Thank also to Scouts Australia and Mr. John Parr for organising Scouts in Action Week as a National activity.

JIMBOOMBA & TEVIOT GROUPS REMEMBER ANZAC DAY

Jimboomba and Teviot Scout Groups joined together on Sunday, 25th April, 2010 to remember ANZAC Day.



The Groups had members attending the Dawn Service in the 'wee hours' and also participating in the March later in the morning. A total of 7 Scouts selected from both Groups were accorded the Honor of carrying flags on behalf of the Jimboomba RSL at both the Dawn Service and in the March itself. The Groups also took part in the laying of wreaths.



It was wonderful to see such a large contingent of Scouting Families recognizing the importance of the day.

Deadline for the next issue

The next deadline for articles is

28th May 2010

Submit your articles to encompass@scoutsqld.com.au

MOUNT ISA EXPLORE THE ENVIRONMENT

Saturday the 24th April Mount Isa Cub Scouts and Joey Scouts went out to Lake Moondarra for an afternoon of fun activities that could not be done at the scout den.

We started the afternoon with a parade and investing 3 new members, one Joey Scout and two Cub Scouts who are now proudly wearing their new uniforms and badges.



The Joey Scouts 6 - 8 yrs had to collect natural objects such as grasses, feathers, seeds, leaves, sticks and then make a mask out of these natural objects. Their next challenge was a treasure



hunt of natural items that had been eaten, broken, shiny etc, this was a big challenge but all achieved their goal. The last activity for the Joey Scouts was to follow a trail of signs set by the Cub Scouts, which had us in and out of fences

and home safely.

The Cub Scouts being older 8 - 11 yrs had harder challenges. First they had to learn to read a compass and then were given cards to follow compass directions. This was a big challenge but all finally were able to achieve their goal. The next item was to learn the different ways one can lay a trail on the ground. The next a paper check to see if they all understood and then off to set a trail for the Joey Scouts to follow, this was done with much enthusiasm.



Then for afternoon tea each member had a bag of scroggin (Hike food) and watermelon with plenty of water.

Chief Commissioner

Maurice J Law, AM
Chief Commissioner of Queensland



With the Census period behind us and the Annual General Meetings now happen it once again becomes time for us to think about how we continue to grow the Movement and what actions we should take to ensure that this happens. The process of analysing our membership and addressing our growth trends needs to start with questions such as:

- What are the characteristics (age, gender, social economic background, geographical distribution, social needs or situation, etc.) of the Youth Members and Adult Members of your Formation?
- At what age did they join?
- At what age did they leave?
- How long did they stay?

By examining such information your Formation may, for example, discover an increase/decrease in:

- A particular age in a section.
- A certain geographical area.
- In one of the older age range sections.
- The average length of stay of a Youth Member (overall or in a particular section)
- The average length of stay of the Adult Leaders in the Formation.
- The length of time a Leaders stays in the Movement if they have completed their training.
- Youth Membership since the last section review was implemented.
- Female members compared to male members in a particular age range or section.
- Recruitment following a change in a section, maybe a leader completing their Woodbadge training or a new leader introduced into the section.

Answers to questions such as these are sometimes best summarised into a chart with percentages for each of the categories or characteristics as this can provide a visualisation of these characteristics which sometime can assist us in identifying the issues which we need to address. An analysis of such information will not explain why such changes are occurring but the fact of identifying internal trends helps to pinpoint some of the questions that need to be asked.

Why such changes are incurring could also be due to some external trends in the community in which your formation operates.

We therefore maybe need to gather some information such as:

- Are we not communicating what scouting is about in a way that makes it sound exciting and worthwhile?
- Do parents see less benefit in encouraging their children to join scouting and perhaps this refers to a particular age range?
- Is the implementation of the youth program appropriate for the age range available within the community?

- Are there some age section transition issues involved?
- Is the popularity of Scouting with young people of a lower age range giving the wrong image of scouting to young people eligible to join in the upper age range sections?
- Does it correspond to an age at which young people change schools or a particular grade level?
- Are there fewer volunteers enthusiastic about working with the age range which scouting covers?
- Do the young people in the community have less free time/more commitments and does this occur at a particular age?

Once we gather information such as this and have the opportunity to evaluate what we have found no doubt there will be some items which we should be adding to the 2020 Scout Plan for the Formation.

Scouting in Queensland has a tradition of rewarding Groups who increase their membership in a Scouting year by offering a reduction in both youth and leader registration fees. The next edition of Encompass will include information on how your Formation can take advantage of this offer.

Until next month I wish you good Scouting.



OUT OF STOCK ITEMS

Due to a manufacturing issue with our supplier, we regret to advise that we are currently out of stock of Size 6 Joey Scout Polo Shirts, and Sizes 8 and 10 Cub Scout Polo Shirts. We are also out of XL Wide Brim Hats and are just about out of stock of all sizes of Bucket Hats.

It would be appreciated if you would pass this information on to your parents so that they are not disappointed when they come to purchase these items.

We are unsure when the stock will be available, however we are happy to take back orders for out of stock items.

Please be assured that our supplier is doing their best to rectify the situation, and we apologise for any inconvenience this may cause.

Joey Scouts

Michele Johnson
YPS Branch Commissioner (Joey Scouts)
bc.joeyscouts@qldhq.scouts.com.au



Hi there!

My goodness the weeks fly past quickly! This month there are a few things to mention. Printed on this page is the information about the Joey Scout Section that was passed onto the Regional Commissioners at their March conference. Please read it and encourage other Joey Scout Leaders to do so also.



JOEY SCOUT SECTION

Although there has been only one Joey Scout Section Review in the twenty years that Joey Scouts has been an operating section, there have been a number of changes in that time. Both Joey Scout books – 'Guidelines for Joey Scout Leaders' and 'Mob Programming' have been updated and reprinted. Other Joey Scout material – 'Ceremonies' A-Z, Nature etc have also been updated and reprinted. The Ceremonies Book with changes to the Joey Scout ceremonies has been updated and reprinted.

UNIFORM

- Joey Scouts should be wearing the official National uniform not a Group or Section T-shirt
- Joey Scouts wear their Joey Scout uniform for their Advancement ceremony from Joey Scouts to Cub Scouts

AGE RANGE (including Linking and Advancement)

- Joey Scouts commence in the section once they have had their **sixth birthday**. They should not attend prior to that birthday
- Joey Scouts may commence their Link badge once they have had their **seventh** birthday. They may complete the badge and wear it on their uniform while still in the Joey Scout section
- Depending on their maturity and in consultation with parents/caregivers and the Cub Scout Leader**, once Joey Scouts have turned **seven and a half** they may advance to Cub Scouts at any time prior to their **eighth birthday** but they **may stay** until their eighth birthday

Joey Scouts should have advanced to the Cub Scout section by their eighth birthday but, in consultation with parents/caregivers, Group Leader and / or District Commissioner, if they have a disability this time may be negotiated for an extension.

CHALLENGES

- Joey Scout Challenges are available to the Joey Scout Leader as means to enrich the program. Information can be found in 'Mob Programming'
- They are **NOT compulsory**
- They are completed as a Mob
- Certificates may be provided by using the generic printed certificate purchased from the Supply Centre or through a Badge Secretary

- Leaders may create their own if they wish
- The Promise Challenge may only be commenced once a Joey Scout turns seven**
- The Joey Scout may present the material in any way appropriate for them e.g. poster, display book, written, typed, illustrated, recorded

The Joey Scout Leader sends the D9 form (available on the website) to Branch where the age and financial status of the Joey Scout is checked. The paperwork is generated. The Supply Centre adds the badge and the BCJS signs the letters and certificate which are then returned to the Joey Scout Leader for presentation. The project does not need to be sent in. It is the Joey Scout Leader who decides if the Joey Scout has presented their 'best' work.....remembering that they are seven years old



CEREMONIES

For some time the Ceremonies book that was in use had been printed incorrectly in respect to the Joey Scout Section

There should be clear elements demonstrated in the Opening and Closing Ceremonies as outlined in the Ceremonies book. Joey Scout Leaders then have optional extras that may be included if they wish. These are also set out in the Ceremonies book.

- Joey Scouts form a circle with Leaders facing the flag. The flagpole should be included as part of the circle
- Joey Scouts who have turned seven may break the flag.** A Leader needs to lower the flag on final parade.
- Joey Scouts take the quickest way to the flagpole which means they walk through the circle
- Joey Scouts salute the flag. That is the only salute on a Joey Scout parade.
- The Australian flag is the only flag to be used on a Joey Scout parade**
- The Joey Scout flag is not used on parade or during any other JS ceremony.** It is carried when other section flags are carried during functions or when the whole flag pole is dressed for a Group/District activity. It is used to identify a Mob at activities such as Joey Scout Jaunt.
- There is a prayer on final parade but not on opening parade.

At present I seem to be having an issue with Spam mail attached to my BC Joey Scout email address. Please feel free to contact me on my home email: michelej47@optusnet.com.au

Joey Scout Jaunt

Sat 7 August 2010—10.00am – 3.00pm
Baden Powell Park , Samford

Further information in June Encompass!



Cuboree 2010

Thanks to all those Cub Scouts, Leaders and others that have got their applications into Branch so promptly to assist with the planning process, I am sure there are still plenty that are interested in coming along so don't forget to get the 1st payment in ASAP.

This month will have a welfare booklet for parents on cuboree.scoutsqld.com.au and another newsletter, there will also come a packing list, other tips and ideas to help Cub Scouts and their families prepare for this exciting event.

Why the rules and regulations?

Often as I visit the Packs, or even meet Leaders on training courses, people ask about the rules and regulations required to run quality Cub Scout Programs. My response is that there are best practices, policies and procedures required for any job that you undertake (whether that is in a paid or volunteer role). The rules are there to assist you, to ensure our Cub Scouts are looked after and are provided safe environments that will allow their development. Try not get 'bogged down' with it all, you do need to be aware of them and who has to administer them though and in some cases this may not necessarily be you but your Group Leader – or District/Region Commissioner. Just remember they are there to protect you and most importantly our Cub Scouts!

Achievement Badges

Cub Scout Leaders do not need to accommodate achievement badges into their Pack Programs as this is really an individual Cub Scout pursuit. However there are sometimes occasions when themes, outings or activities lend themselves to a particular achievement badge and it may be that the Pack may work on almost the entire badge but not complete it. This hopefully provides an incentive for the Cub Scouts to continue with the work required outside of the regular meetings. We would encourage Cub Scout Leaders to leave the Cub Scout to follow up the completion of the tasks on their own, as when they get into Scouts the responsibility will fall more on the individual rather than the Troop – this is a great transition skill for the next Section.

Linking and Group Council

As numbers of Youth Members continue to increase the main challenge now is to ensure that the linking process encourages the Cub Scouts to maintain their Scouting journey into Scouts and beyond. Group Council is an important part of the strategy; we have identified that the closer the contact with the Scout Troop and awareness of the Troop members amongst the Pack the more Cub Scouts thrive in Scouts.

Don't think Group Council is 'Just another meeting' it is actually a great resource for Cub Scout Leaders.

Inspiring Leaders

I am always inspired by the amazing Cub Scout Leaders that are in our Packs, working hard to ensure that our Cub Scouts learn, develop and enjoy their Scouting experience, many are new to Scouting and many are very experienced and knowledgeable (see how I didn't use the word 'OLD' oops!). I thank you for your refreshing

energy and congratulations to those that have discovered the importance of Campfire in our Programs as well as the five food groups required for Cub Scouts (AKA PIZZA HUT song)!

I look forward to being overwhelmed again this month with Cuboree applications – enjoy your Cub Scouts with all their uniqueness and challenges.

We really do need our Youth to be questioning their surrounds, pushing boundaries and discovering for themselves the rules, supporting each other and learning new skills by doing, if we want them to take an active place in the community as adults. Try to remember that when your Program falls on a 'full moon, windy night and the Cub Scouts have arrived on red cordial' – (or so it seems!) Thanks for your hard work – it is all really worthwhile.



The Cub Section provides two courses, Level 1 and Level 2. Both courses are interesting, challenging and introduce the youth of our organization to the Aviation Industry, covering the requirements and giving them the opportunity to earn their flight badges.

Level 1 is a full day course from 8.00am to 3.00pm on Sundays and includes a flight in a light aircraft, kite and glider making as well as other fun activities.

Level 2 is a morning course from 8.00am to 12 noon on Saturday and includes a flight in a light aircraft, model making, aircraft identification plus aircraft control components, combined with other fun activities.

Some vacancies are still available in 2010 and the numbers in brackets are spaces available.

Level 1 – 24th October (65)

Level 2 – 31st July (15); 21st August (20);

11th September (20) and 23rd October (20)

For bookings please contact Branch Headquarters on 3870 7000.

Ian McLeary

Branch Commissioner Air Activities





The year has begun with a rush for the Scout Section with the Jamboree at the beginning of the year and a number of large Region activities such as Butterfly and Kiwi Woggle on offer since then. With all these great events on offer I hope that Troops are finding time to conduct Troop or Patrol camps of their own rather than just planning to attend major events organised by others. Conducting your own camping exposes the Patrol Leaders and Scouts to a vast array of learning opportunities ranging from the technical aspects through to the social ones.

The sense of achievement they get is huge when they look back at a camp they've organised and ran by themselves. It may not have been like a well oiled machine but it was their camp and they had ownership of it. As Scout Leaders we should be providing our Scouts with assistance, support and guidance but doing it in such a way that the Scout is exposed to the Scout Method, in particular learning by doing.

When I mention Troop camping the basic unit is still the Patrol. The whole Troop may be there but each Patrol should have its own campsite and be self reliant. They should be spread out as far and wide as the campsite and local conditions allow. They should have their own individual programs and only be coming to together for the occasional activity or game.

Another often overlooked benefit that comes from frequently conducting your own camps is getting to know the Scouts well and forming trusting, open relationships. Some of my fondest memories as a Scout Leader are being invited to dinner on a camp by a Patrol and sharing a few tall tales over meal. I did find that the evening meal was better in this regard as the poor lighting successful hid a lot of charcoal.

SSS

Expressions of interest for Patrols are still streaming in for SSS with 141 received to date. Most of my earlier hiccups with mass emailing have now been overcome with some support by snail mail. At this time everyone should have received their applications and be well on the way to returning them with their payment. The closing date is the 19th May which is not that far away now. The finishing touches are being put on the activities by the Regions that are running them so its shaping up for another great SSS.

The Yakkery

For those Leaders that went to the Jamboree did you notice the Scouts scurrying around in the Yakkery answering all sorts of questions? Ever wonder where all those responses went? Well since the Jamboree the National team have been trying to make some sense out of it all and form some conclusions; here are a few of the results:

In relation to life after the Jamboree:

"Using a rough tally of comments made by Scouts, 63 said they would stay on in Scouting after the Jamboree; 36 said they would leave."

A number of reasons were cited for leaving Scouting after the Jamboree. The most common reasons were boredom, and the feeling that having experienced a Jamboree "there was nothing else left to do".

On the Patrol System and Leadership Training:

"There is clearly a mixture of functioning and non functioning patrol systems happening in troops around the country. Comments from Scouts suggest that troops are somewhere on the continuum between a 'group of kids organised into small groups for convenience' and the Patrol System 'nirvana'."

"There are variations on the implementation of the Patrol System in troops. For example, the regularity of troop council meetings range from the haphazard – to as needed – to every week."

Another example is the method in which patrol leaders are selected."

"Much of the improvement statements were about the selection of PLs, and these ideas ranged significantly. Some comments were about improved training for PLs and adult leaders. Many comments came back to ensuring troops implement aspects of the patrol system such as patrol camping/cooking and planning and participating in patrol activities."

Looks like we all have plenty of work ahead of us!

ANZAC Day

BRAVO to all the Scouts that took a little time out of their lives to remember others that have proudly defended this country. At the dawn service and morning services I attended Scouts were well represented and I have heard many good reports of other services around SE Qld.

"The more responsibility the Scoutmaster gives his patrol leaders, the more they will respond." - Robert Baden Powell



PRICE INCREASE NAVY FLEECE JACKETS

Youth Jackets - Sizes 8, 10, 12,
14, 16 & 18

\$49.95

Adult Jackets - Sizes XS, S, M, L,
XL, 2XL & 3XL

\$69.95

All jackets marked with the old price will be sold at the marked price.



I've just returned from a weekend hiking competition organised by Brisbane North Region. It was a great weekend involving almost half the Venturers in the region plus a heap of leaders and adult helpers. There were many good aspects to the weekend, but the one I'd like to touch on is the response by the Venturers, and the implications of that response.

A wise leader pointed out to me that the expedition is more than the riskiest activity we do in the Venturer section and hence needs to be properly managed through appropriate preparation and execution—it is the integration of many aspects of what leaders in Scouting have been attempting to train the young people in from the time they joined the movement. The obvious things are navigation, fitness, camp craft and bush craft, while the less obvious are small team working, morale in the face of difficulty or even crisis, and perseverance.

At the same time, the adults in the lives of the young people can learn to appreciate the developing character of these young people, to trust that they can cope with failure and disappointment, and make reasonably good decisions in response to unexpected challenges. I would have said that what Venturers perceive is the risks; the risk of getting lost; the risk of being too physically overwhelmed to complete the hike the way it was planned; the risk of something going wrong and there being no adults present to provide them with an easy option, but I learnt that Venturers can be more perceptive than that. I learnt that some Venturers see and understand that team spirit can evaporate when the good times end, that is, when the slowest or least well prepared in the group has been identified, or when the navigator turns out to be more confident than competent. They understand that there must be a better way and so the door opens, maybe only a little, for some guidance to shore up the new maturity.

The point of the above musing is that we are short-changing our Venturers if we don't give them the skills and the opportunity to do proper, sweaty, painful, soggy-footed, scratched, frustrating, awe-inspiring, and immensely satisfying expeditions. I'm not saying all leaders should be seasoned trekkers and crusty old bushies, because no leader can be an authority on everything we want to convey to our Venturers, but all leaders do need to step up to the challenge of getting their Venturers able to spend time in the company of four or five other Venturers doing something for days on end without the option of adult intervention, and enjoy themselves. When we know our Venturers can do this successfully then we can be proud that we have contributed to developing young people into independent and resilient young adults who have risen above the mediocrity which so many are tempted and even encouraged to settle for.

Venturer Award Recipients

Bradley Stone – Buderim

Dates (a partial list)

May

8-9 Darling Downs Region Venturer Standards Camp
23 Unit Management Course – Auchenflower
28-30 Venturer Leadership Course – Toowoomba

June

30 Queensland Venture commences

<http://z8.invisionfree.com/QueenslandVenturers>



Venturer Scout Handbook
a Handbook for
both Venturer
Scouts & Venturer
Scout Leaders
\$15.50

Venturer Scout Badge Chart
\$8.05 each



Venturer Scout Record Book
\$9.95 each

Venturer Scout Publications

All publications are available from the Scout Supply Centre.



BANANA BASH 2010 (30 April to 3 May at Karingal) Scout Campsite)

Banana Bash 2010 held over the May long weekend, was a huge success again with over 200 people in attendance. Thanks for all the hard work by the entire committee lead by Bash Chair Jacqueline May and Deputy Chair Shaun Sandilands. See separate story, in next month's encompass."



QBRE 2010/2011 ELECTIONS

Results for the 2010/2011 QBRE elections will be announced shortly by the Chief Commissioner.

SOUTHPORT SCOUT DEN

Fancy a weekend stay at Qld Rovers Southport Den? The Den is set up with basic kitchen, toilet and shower facilities and could be just the thing for your next weekend away? For more information Contact QBRE Resources Director Rowan Yates on 0421 928 507

OZ MOOT

The 18th Australian Rover Moot will be held from 30 December 2010 till 11 January 2011 at Woodhouse Scout Campsite in South Australia. Attending a Rover Moot is a once in a lifetime event, not to be missed! The deadline for the first payment is 1 April 2010. For more information, contact Contingent Leader Shaun Sandilands or visit the moot website www.ozmoot.com Remember the moot motto "The Bird is the Word!"...

ROVER REGION REPRESENTATIVES

The following Rovers are the current Region Representatives for the 2009-2010 term.

Brisbane North Region	Chris Reid	0424 094 684	coondoona200@hotmail.com
Brisbane South Region	Kayla Hertrick	0403 416 479	kayla.hertrick@hotmail.com
Capricorn Region	Dion Cain	0439 071 332	dioncain@live.com
Central & Coastal Region	Brendan Ross	0412 205 504	Brendan.Ross@autocorner.com.au
Gold Coast Region	Jade Read	0423 372 338	mrs.read@hotmail.com
Kennedy Region	Chris Drew		strawberries_6_2@hotmail.com
Moreton Region	Andrew Cummings	0408 072 960	luetchie84@yahoo.com.au
Near North Coast & Country	Jarrad McDonald	0412 878 590	jarradm@hotmail.com
Logan and Bay Region	Gemma Maguire	0422 798 265	g.maguire@student.qut.edu.au
Far North Region	Nathan Swaffer	0419 298 827	swaff33@hotmail.com
Wide Bay Burnett Region	Brandon Fulcher	0437 730904	amigo_man@hotmail.com
Suncoast Region	Craig Dennis	0407854615	craig587@bigpond.com

Rover Region Representatives are an important activities and communication link between Crews, Regions and QBRE. As region representative, you are a voice for Rovering in your region. Your duties include regularly communicating with crews in your region, attending QBRE meetings (where possible) and participation in two major rover conferences each year. If you are interested in becoming a Rover Region Representative contact the QBRE Chairman or BC Rovers.

HAS YOUR CREW ADVISED IT'S CONTACT INFORMATION

Does QBRE have a nominated mail, phone and electronic contact point for your Crew?

Updated crew contact information can be sent to deputy@qldrovers.org.au

HAVE YOU JOINED THE QLD ROVER WEBSITE

If you have not joined the Queensland Rover Website, it's easy to join, just log onto the Qld Rover Website and follow the simple instructions.

If you have any problems logging on or aren't receiving emails, contact coms@qldrovers.org.au

FUTURE DATES

QBRE MEETING – 16 May – 7 pm QSC

QBRC AGM 4 June 2010 – 7 pm sharp QSC

QBRC Annual Conference 4-6 June BP Park Samford

CQ June Moot 11 to 14 June - Mackay

Queensland Venture 30 June to 8 July

Urban Challenge 23-25 July - Theme "Where's Wally"

Rover Night at Gang Show – 2 July 2010 Schonell Theatre

St Georges Ball – 9 October 2010

Ausmoot Woodhouse Dec 2010 – Jan 2011 – South Australia

QBRE CONTACTS

Chairman Philip Verner chair@qldrovers.org.au Deputy Chairman deputy@qldrovers.org.au

BC Rovers bc.rovers@qldhq.scouts.com.au 0419 704 729 Rover Website www.qldrovers.org.au



ROVER SERVICE BARS \$8.95



Rover Service Bars are back in stock and are available from the Scout Supply Centre now.

Youth Awards



CONGRATULATIONS

Queensland Branch is please to announce the awarding of the following awards

JOEY SCOUT PROMISE CHALLENGE

Hannah Cifuentes	Hermit Park Scout Group
Luke Thomas	Gin Gin Scout Group
Jenna Horwood	Gin Gin Scout Group
Alexandra Lutzke	Beenleigh Scout Group
Sarah Negus	Gumdale Scout Group
Jordyn Hillier	Goodna Scout Group
Mathew Howard	Narangba Scout Group
Joshua Stone	Jimboomba Scout Group
Drew Milton	Hermit Park Scout Group
Lewis Rosevear	Sandgate Scout Group
Mohammed Shafi-Ul Kaiyum	Bauple Multi Scout Group
Jarrold Mitrovic	Camira Scout Group
Caitlin Chapman	Jimboomba Scout Group
Benjamin Russell	Gumdale Scout Group

GREY WOLF AWARD

Paige Collova	Pialba Scout Group
Samuel Casasola	Cooroy Scout Group
Matthew O'Sullivan	Cooroy Scout Group
Lachlan Morgan	Cooroy Scout Group
Jayden Hocking	Bayside Sea Scout Group
Jack Broadway	Gumdale Scout Group
Jack Hunt	Gumdale Scout Group
Jo Fairweather	St Johns Wood Scout Group
Jack Devery	Biloela Scout Group
Kristen Howitt	Petrie Scout Group
Aimee Howitt	Petrie Scout Group
Erin Taylor	Rosewood Scout Group
Mathew Bourke	Capalaba Scout Group
Shala Cooke	Capalaba Scout Group
Corey Westerland	Capalaba Scout Group
Andrew Berry	Capalaba Scout Group
Lucy Towner	Tarragindi Scout Group
Nicholas Rostagno	Tarragindi Scout Group
Tobias Glenn	Tarragindi Scout Group

AUSTRALIAN SCOUT MEDALLION

Matthew Moretto	Mareeba Scout Group
Benjamin Goulter	Highfields Scout Group
Emma Brake	St Johns Wood Scout Group
Thomas Scott	2nd Nambour Scout Group

VENTURER QUEENS SCOUT AWARD

Natasha Siebuhr	2nd Toowoomba Scout Group
-----------------	---------------------------

SUNNYBANK CELEBRATE SUCCESS

Sunnybank Scout Group presented it's first Grey Wolf Awards on Thursday 22nd of April. Both Cub Packs came together for a giant parade!

Ryan Chappell, Natasha Briggs & Byron Dowrick were presented with their awards by District Commissioner Paul Rogerson, and Branch Commissioner for Cubs, Robyn Devine.

Congratulations Cubs & keep up the great work!



SILKWOODS CUB OF THE MONTH



Lachlan Macallan is the 1st of many worthy recipients to receive the Cub Scout of the Month Award.

Lachlan has shown outstanding wiliness to learn, to put new found Cub Scout skills to the test, pride in wearing his Scout uniform, and to live by the Cub Scout Law.

Lachlan gets to wear his special woggle for one month, and will then pass it on to the next Cub Scout,

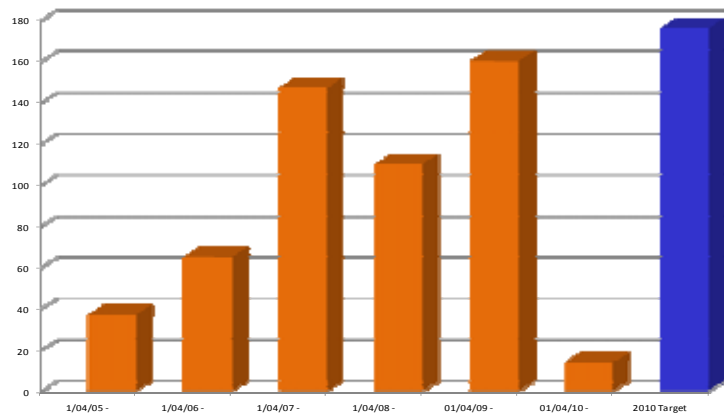
who is deemed a worthy recipient of this award.

Congratulations Lachlan !

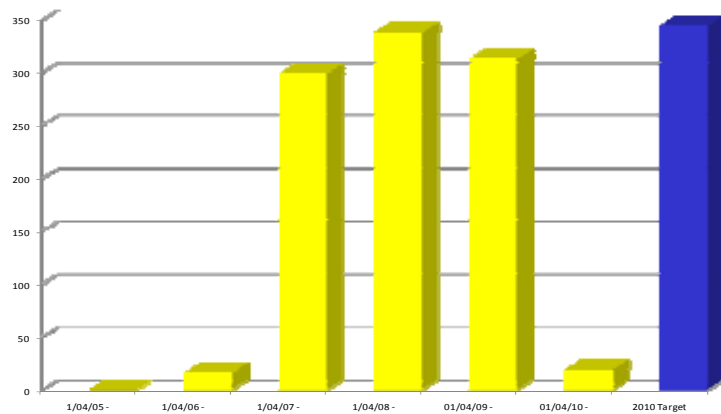
Youth Awards



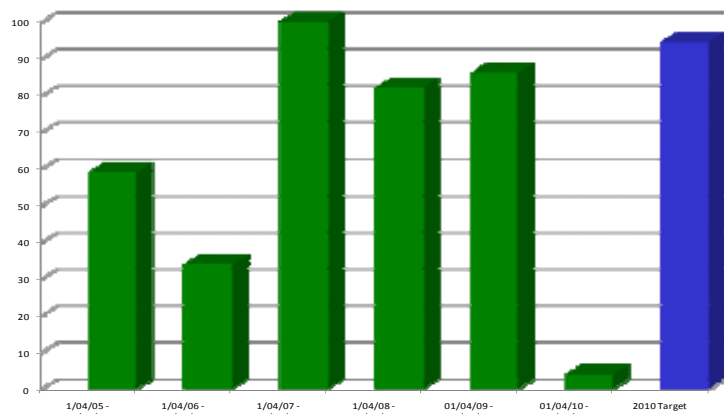
Joey Scout Promise Challenge



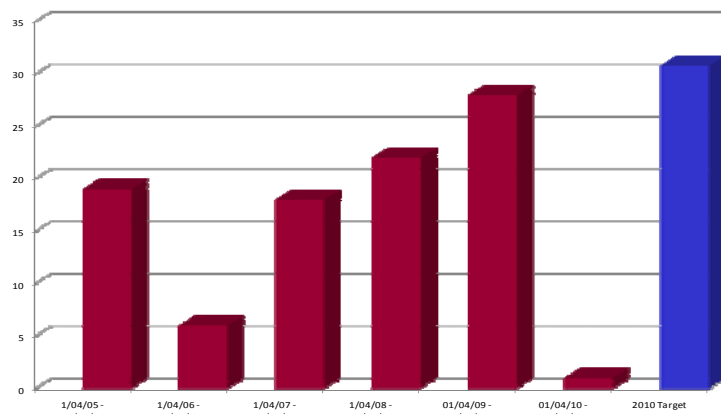
Cub Scout Grey Wolf award



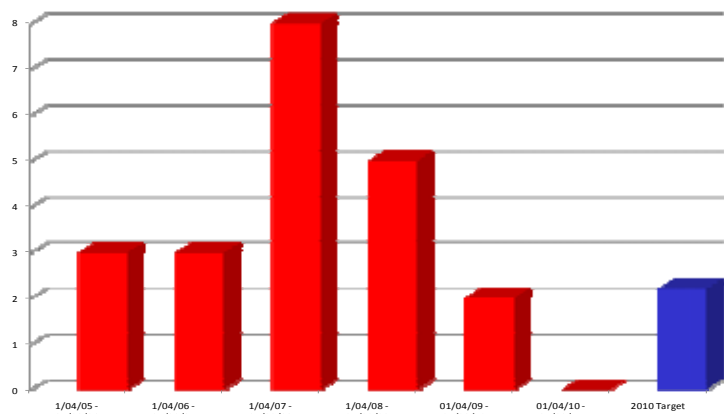
Scout Australian Scout Medallion



Venturer Scout Queen Scout award



Rover Baden-Powell Scout award



PLEASE NOTE:

The following forms are required to be submitted for the Youth Award badges to be processed and issued:

- D9—Joey Scout Promise Challenge Application
- D8—Request for the Grey Wolf Award
- D7— Australian Scout Medallion Nomination Form
- D1—Queens Scout Award Recommendation
- D10—Nomination for the Baden Powell Scout Award

All forms are available in the Members Only Area of the Scouts Queensland Website. The Scout Supply Centre is unable to provide these badges directly and they are unable to be ordered through the Scout Supply Centre.

Leader Identification Badges





Blankets for Mongolia Project

An initiative of Scouts Australia is to try and collect blankets for Mongolia. Our target is to collect 10000 blankets between now and September to aid the children in Mongolia during their harsh winter. The collection point is in Brisbane. So let's get collecting as we only have 5 months to complete the project. This is your opportunity to be a part of an international project. It would be great to see if every Group in Queensland could collect 5 blankets for this project. For more details see the article in this edition of Encompass or visit <http://international.scouts.com.au/main.asp?iStoryID=18376496>.

14th World Scout Youth Forum Scholarship

Scouts Australia will be sending a Delegation of 5 youth members to this event. Scouts Australia's delegates to the 14th World Scout Youth Forum in Brazil from 3rd – 6th January 2011. The delegates will be the National Rover Council Chair and the National Youth Council Chair.

Each National Scout Organization is invited to send a delegation to the World Scout Youth Forum. The participants must be between their 18th and 26th birthdays in the year of the Forum (2011); in other words, have been born between 1st January 1985 and 31st December 1993. Scouts Australia will send a delegation will be composed of a maximum of two delegates (participants with right to speak and vote) and three observers (participants with right to speak but not to vote). We are seeking applications for the positions of observers to the World Scout Youth Forum.

Scouts Australia is seeking applications from interested youth members to represent Australia as Observers to the World Scout Youth Forum. To apply for a position as an Observer simply send an application outlining why you would be interested in applying for this position and why you should be selected to represent Australia. All applications should be forwarded to me no later than the 30th May.

The venue will be held at Viena Park Hotel in Blumenau, Santa Catarina, Brazil. Scouts Australia is providing a 50% scholarship to the three observers selected to represent Scouts Australia. The costs involved include:

- Airfares
 - Youth Forum and Conference Fees
 - Travel Insurance
- Accommodation

Other costs such as additional tours will be at the individuals own expense.

Scout International Student Exchange Program (SISEP)

The final installment from our 3 Venturers who went on Exchange over Christmas can be read later in this issue of Encompass. This gives another experience of Winter in Denmark from Michael See's perspective.

The month of April has been very busy in SISEP land. We had the applications for the 2010 Outbound close and subsequently organized the interviews of the 4 candidates. I am please to say that Queensland will be represented by 4 Venturers with 1 going to the UK and 3 to Denmark.

Applications for the 2011 Departures is now open (Closes 31st March 2011). If you want to be considered for the 2011 Departure, now is the time to start enquiries and save money for the fares. All you need to do is email us at: sisep@qldhq.scouts.com.au we can then provide you with more information.

On the Hosting Inbound Visitors side, we have had a busy time trying to match our Host Families with the Inbound Visitors. So far, Queensland Families will be Hosting 8 Danish Venturers and 1 British Venturer. If any Families are still interested in Hosting, National is still looking to place 4 Danes being a 17yr boy, 2 x 16yr girls and a 15yr girl. Just email us if your able to help out.

International Pen-Pal Program



Be part of an "International Experience" without leaving town by communicating with other Scouts through the Pen-Pal Program. Members all over the world from Hong Kong to Peru, UK to Zimbabwe are requesting links with Australian Scouts via, with the traditional method of writing a letter giving to modern technology.

Who can have a Pen-Pal?

You must be a registered Member of Scouts Australia, to be part of the Pen-Pal Program. Details will be verified with our State Branch before we can link you with a Pen-Pal from overseas.

Please note that we are currently NOT accepting individual Pen-Pal requests from Australian youth members; however, registrations for Group links between a Mob, Pack, Troop or Unit and an equivalent Group overseas are still most welcome. Rovers and Leaders may still request an individual link.

Sectional pen-pals links are available now. We have 4 links for Joey Mobs, 3 Cubs Scouts, and 5 Scout Troop links waiting.

The benefits:

- The opportunity to make new friends within our international family
- Allow you to learn about the life of another Scout in their part of the world, and the Pen-Pal program may help you complete part of your award scheme.
- Build a relationship that could last a life time with you Pen-Pal.
- Swap photos program ideas, Scouting experiences with a section equivalent to your Mob, Pack, Troop Unit or Crew somewhere in the world.
- Leaders will have similar goals and interests that can be exchanged to gain support from an international counterpart.

(Continued on page 24)

Special Duties

Iain Furby
Deputy Chief Commissioner - Special Duties
dcc.specialduties@scoutsqld.com.au



Once upon a time in a world faraway there was a land of lovely lakes and rivers. In summer people swam and fished and snorkelled. In winter they cut out holes in the ice to fish and of course, they skated and played ice-hockey. Visitors to the country all remarked on the fresh sparkling water that seemed to be everywhere, the wonderful fish in the markets and the healthy children, so at home in the water and on the ice. Life was fairly simple, with most people making their living by farming or fishing.

One day, a big businessman came in a stretch limousine and began saying how sorry he felt for the people of this country because they weren't urbanized or industrialized. He started to make some changes..


To make a long story short, after only a few years, there were factories and cities everywhere. Many of the ponds were filled in to allow for more buildings. Although people said, "We'll make sure to preserve most of the ponds and won't touch the lakes," that's not what happened. Still more industrialized sites were called for, so they filled in all the ponds and then they started on the lakes...Soon the lovely rivers and streams were polluted by the factory waste and the fish could no longer be eaten. The land began to dry up and crack and the topsoil blew away.

At last there was only one little pond left. Small children came to look at it because they had never known the lakes and rivers of sparkling water. But the old folks stood by in great sadness. They looked as withered up as the dry lakes and river beds of their once lovely land. After the 1st drops of water disappeared from the last pond, a strange thing happened. One hundred very elderly men and women ringed the pond in silence, their eyes and mouths drooped in great sorrow. Soon another hundred joined them in the circle. No-one spoke but, very softly, the first old man who had come to the site began to cry. As his sobs grew louder, others joined in and their wailing could be heard for miles. In a day or so, more people came to encircle the dry pond. And they, too, sobbed...

All around the pond bed the sobs rose and the tears fell – hundreds, then thousands, then millions of tears poured down the furrowed cheeks and on to the parched ground until a pure crystal pool began to appear again! The very old man who had begun to sob at the pond died of a broken heart before he ever saw the new pond take shape. No-one knew his name, but as they began to clean up their rivers and reclaim their lakes, the people spoke in hushed tones about the wonderful thing he had done. Eventually they decided to pull down the statue of the big businessman and erect a monument to the old man.

I know that this is only a fairy tale, but I thought that you would like to know what they wrote beneath the statue. The inscription read: "To our Sobbing Saviour: thank you for dying crying." And, of course, they built a church on the spot because no-one doubted that God was there.

The writer Lisa Weil has written that "Something has gone unspeakable wrong...we human beings have made a terminal mess of this earth." As members of Scouting we have all made a Promise that we will live our lives according to the Scout Law, part of which demands that we take care of this world - a world entrusted to us by God, a world that we are to care for and enjoy.



International Pen-Pal Program

Please note that we are currently **NOT** accepting individual Pen-Pal requests from Australian youth members; however, registrations for Group links between a Mob, Pack, Troop or Unit and an equivalent Group overseas are still most welcome. Rovers and Leaders may still request an individual link.

Sectional pen-pals links are available now. We have 4 links for Joey Mobs, 3 Cubs Scouts, and 5 Scout Troop links waiting.

If you're a section leader apply for your section today by filling out the online Pen-pal form on the International page. Or send an email containing your Scout details i.e Scout ID number, Group, Position in Group, email and snail mail address to penpals@qldhq.scouts.com.au and apply for your link today



**NAVY ZIP OFF PANTS ARE
DISCONTINUED.**

Youth Pants—\$39.95
Adult Pants—\$59.95

Not all sizes available, please contact the
Scout Supply Centre for availability

Training

Dates are subject to change throughout the year



Please Note New Training Fees applied from 1 January 2010—Refer to Application forms on Website for the 2010 fees.

Course #	Venue	Start Date	End Date	Closing date
Abseiling Level 1 (Artificial Surfaces)				
1011003	Wyper Park Campsite	5-Jun-10 (Sat)	6-Jun-10 (Sun)	14-May-10 (Fri)
1011004	Ashmore	3-Jul-10 (Sat)	4-Jul-10 (Sun)	25-Jun-10 (Fri)
Abseiling Level 1 (Natural Surfaces)				
1091001	Barrabadeen Campsite	4-Jun-10 (Fri)	6-Jun-10 (Sun)	14-May-10 (Fri)
1091009	Ashmore	3-Jul-10 (Sat)	4-Jul-10 (Sun)	25-Jun-10 (Fri)
1091003	Loam Island Group	13-Aug-10 (Fri)	15-Aug-10 (Sun)	23-Jul-10 (Fri)
Bushwalking (Tracked and Easy Untracked) Level 1				
1041002	Tarmaroo Campsite (Bluewater)	16-Jul-10 (Fri)	18-Jul-10 (Sun)	25-Jun-10 (Fri)
Bushwalking (Tracked and Easy Untracked) Level 2				
1101001	Queensland Scout Centre	9-Jul-10 (Fri)	10-Jul-10 (Sat)	18-Jun-10 (Fri)
Canoeing (Flat and Undemanding Water) Level 1				
1051007	Rocky Creek Campsite	5-Jun-10 (Sat)	6-Jun-10 (Sun)	14-May-10 (Fri)
1051011	Kingaroy	12-Jun-10 (Sat)	12-Jun-10 (Sat)	20-May-10 (Thu)
1051008	Brownsea Water Activity Centre	25-Jun-10 (Fri)	27-Jun-10 (Sun)	11-Jun-10 (Fri)
1051004	Lowood	13-Aug-10 (Fri)	15-Aug-10 (Sun)	23-Jul-10 (Fri)
1051009	Murrenbong Campsite - Kurwongbah	20-Aug-10 (Fri)	22-Aug-10 (Sun)	30-Jul-10 (Fri)
Canoeing (Flat and Undemanding Water) Level 2				
1061009	Rocky Creek Campsite	5-Jun-10 (Sat)	6-Jun-10 (Sun)	14-May-10 (Fri)
1061010	Kingaroy	13-Jun-10 (Sun)	14-Jun-10 (Mon)	20-May-10 (Thu)
Cub Scout Skills Training 1(new)				
5101007	Wirraglen Campsite - Darling Downs	5-Jun-10 (Sat)	5-Jun-10 (Sat)	14-May-10 (Fri)
Cub Scout Skills Training 2(new)				
5111005	Tarmaroo Campsite (Bluewater)	20-Jun-10 (Sun)	20-Jun-10 (Sun)	28-May-10 (Fri)
5111007	Wirraglen Campsite - Darling Downs	17-Jul-10 (Sat)	17-Jul-10 (Sat)	25-Jun-10 (Fri)
Cub Scout Skills Training 3(new)				
5121002	Barrabadeen Campsite	18-Jun-10 (Fri)	20-Jun-10 (Sun)	28-May-10 (Fri)
5121003	Baden-Powell Park	9-Jul-10 (Fri)	11-Jul-10 (Sun)	18-Jun-10 (Fri)
5121004	Seeonee Park - Rockhampton	23-Jul-10 (Fri)	25-Jul-10 (Sun)	2-Jul-10 (Fri)
5121005	Tarmaroo Campsite (Bluewater)	20-Aug-10 (Fri)	22-Aug-10 (Sun)	30-Jul-10 (Fri)
First Aid Preliminary				
7201003	Moreton Region Scout Centre	10-Jul-10 (Sat)	10-Jul-10 (Sat)	25-Jun-10 (Fri)
First Aid Remote Area				
7401001	Childers	25-Jun-10 (Fri)	27-Jun-10 (Sun)	4-Jun-10 (Fri)
First Aid Senior				
7001008	Moreton Region Scout Centre	26-Jun-10 (Sat)	27-Jun-10 (Sun)	4-Jun-10 (Fri)
7001002	Queensland Scout Centre	26-Jun-10 (Sat)	27-Jun-10 (Sun)	11-Jun-10 (Fri)
7001003	St John Virginia	17-Jul-10 (Sat)	18-Jul-10 (Sun)	25-Jun-10 (Fri)
7001009	Moreton Region Scout Centre	24-Jul-10 (Sat)	25-Jul-10 (Sun)	2-Jul-10 (Fri)
First Aid Senior Re-Certification				
7101002	Moreton Region Scout Centre	12-Jun-10 (Sat)	12-Jun-10 (Sat)	28-May-10 (Fri)
7101003	Moreton Region Scout Centre	7-Aug-10 (Sat)	7-Aug-10 (Sat)	23-Jul-10 (Fri)
Four Wheel Driving Level 1				
1201001	Tyamolum Campsite - Mt Crosby	9-Jul-10 (Fri)	11-Jul-10 (Sun)	18-Jun-10 (Fri)
Joey Scout Skills Training 1(new)				
5001007	Wirraglen Campsite - Darling Downs	5-Jun-10 (Sat)	5-Jun-10 (Sat)	14-May-10 (Fri)
5001013	Burleigh Heads Scout Den	18-Jul-10 (Sun)	18-Jul-10 (Sun)	25-Jun-10 (Fri)
Joey Scout Skills Training 2(new)				
5011005	Tarmaroo Campsite (Bluewater)	20-Jun-10 (Sun)	20-Jun-10 (Sun)	28-May-10 (Fri)
5011007	Wirraglen Campsite - Darling Downs	17-Jul-10 (Sat)	17-Jul-10 (Sat)	25-Jun-10 (Fri)
Joey Scout Skills Training 3(new)				
5021002	Barrabadeen Campsite	18-Jun-10 (Fri)	20-Jun-10 (Sun)	28-May-10 (Fri)
5021003	Seeonee Park - Rockhampton	23-Jul-10 (Fri)	25-Jul-10 (Sun)	2-Jul-10 (Fri)
5021004	Tarmaroo Campsite (Bluewater)	20-Aug-10 (Fri)	22-Aug-10 (Sun)	30-Jul-10 (Fri)

Training

Dates are subject to change throughout the year



Please Note New Training Fees applied from 1 January 2010—Refer to Application forms on Website for the 2010 fees.

Course #	Venue	Start Date	End Date	Closing date
Kayaking (Flat and Undemanding Water) Level 1				
1071002	Brownsea Water Activity Centre	25-Jun-10 (Fri)	27-Jun-10 (Sun)	11-Jun-10 (Fri)
1071005	Lowood	13-Aug-10 (Fri)	15-Aug-10 (Sun)	23-Jul-10 (Fri)
1071003	Murrenbong Campsite - Kurwongbah	20-Aug-10 (Fri)	22-Aug-10 (Sun)	30-Jul-10 (Fri)
Leadership Training 3				
4491010	Baden-Powell Park	16-Jul-10 (Fri)	18-Jul-10 (Sun)	25-Jun-10 (Fri)
4491011	Far North Region	6-Aug-10 (Fri)	8-Aug-10 (Sun)	16-Jul-10 (Fri)
4491012	Rocky Creek Campsite	13-Aug-10 (Fri)	15-Aug-10 (Sun)	23-Jul-10 (Fri)
LOA Skills Training 1 (new)				
5501007	Wirraglen Campsite - Darling Downs	19-Jun-10 (Sat)	19-Jun-10 (Sat)	28-May-10 (Fri)
LOA Skills Training 2 (new)				
5511005	Tarmaroo Campsite (Bluewater)	20-Jun-10 (Sun)	20-Jun-10 (Sun)	28-May-10 (Fri)
5511006	Wyper Park Campsite	17-Jul-10 (Sat)	17-Jul-10 (Sat)	25-Jun-10 (Fri)
5511007	Wirraglen Campsite - Darling Downs	24-Jul-10 (Sat)	24-Jul-10 (Sat)	2-Jul-10 (Fri)
LOA Skills Training 3 (new)				
5521002	Barrabadeen Campsite	18-Jun-10 (Fri)	20-Jun-10 (Sun)	28-May-10 (Fri)
5521003	Baden-Powell Park	9-Jul-10 (Fri)	11-Jul-10 (Sun)	18-Jun-10 (Fri)
5521004	Seeonee Park - Rockhampton	23-Jul-10 (Fri)	25-Jul-10 (Sun)	2-Jul-10 (Fri)
5521005	Tarmaroo Campsite (Bluewater)	20-Aug-10 (Fri)	22-Aug-10 (Sun)	30-Jul-10 (Fri)
Scout Skills Training 1 & 2				
5211005	Rowallan Park - Mackay	19-Jun-10 (Sat)	20-Jun-10 (Sun)	28-May-10 (Fri)
5211007	Wirraglen Campsite - Darling Downs	19-Jun-10 (Sat)	20-Jun-10 (Sun)	28-May-10 (Fri)
Scout Skills Training 3 (new)				
5221002	Barrabadeen Campsite	18-Jun-10 (Fri)	20-Jun-10 (Sun)	28-May-10 (Fri)
5221003	Baden-Powell Park	9-Jul-10 (Fri)	11-Jul-10 (Sun)	18-Jun-10 (Fri)
5221004	Seeonee Park - Rockhampton	23-Jul-10 (Fri)	25-Jul-10 (Sun)	2-Jul-10 (Fri)
5221005	Tarmaroo Campsite (Bluewater)	20-Aug-10 (Fri)	22-Aug-10 (Sun)	30-Jul-10 (Fri)
Skills update Abseiling Level 2 (Artificial Surfaces)				
1301002	Karingal Campsite	5-Jun-10 (Sat)	5-Jun-10 (Sat)	14-May-10 (Fri)
Specialist Outdoor Activities Skills 1				
5601018	Aldershot Campsite - Maryborough	4-Jun-10 (Fri)	4-Jun-10 (Fri)	14-May-10 (Fri)
5601008	Barrabadeen Campsite	4-Jun-10 (Fri)	5-Jun-10 (Sat)	14-May-10 (Fri)
5601022	Kingaroy	10-Jun-10 (Thu)	11-Jun-10 (Fri)	20-May-10 (Thu)
5601006	Brownsea Water Activity Centre	25-Jun-10 (Fri)	26-Jun-10 (Sat)	11-Jun-10 (Fri)
5601021	Ashmore	1-Jul-10 (Thu)	2-Jul-10 (Fri)	25-Jun-10 (Fri)
5601009	Tyamolum Campsite - Mt Crosby	9-Jul-10 (Fri)	10-Jul-10 (Sat)	18-Jun-10 (Fri)
5601010	Tarmaroo Campsite (Bluewater)	16-Jul-10 (Fri)	18-Jul-10 (Sun)	25-Jun-10 (Fri)
5601011	Lowood	13-Aug-10 (Fri)	14-Aug-10 (Sat)	23-Jul-10 (Fri)
5601012	Murrenbong Campsite - Kurwongbah	20-Aug-10 (Fri)	21-Aug-10 (Sat)	30-Jul-10 (Fri)
Venturer Leadership				
1511002	Gold Coast Region	30-Jul-10 (Fri)	1-Aug-10 (Sun)	9-Jul-10 (Fri)
Venturer Scout Skills Training 1 & 2				
5311004	Rowallan Park - Mackay	19-Jun-10 (Sat)	20-Jun-10 (Sun)	28-May-10 (Fri)
5311006	Wirraglen Campsite - Darling Downs	19-Jun-10 (Sat)	20-Jun-10 (Sun)	28-May-10 (Fri)
Venturer Scout Skills Training 3(new)				
5321002	Barrabadeen Campsite	18-Jun-10 (Fri)	20-Jun-10 (Sun)	28-May-10 (Fri)
5321003	Baden-Powell Park	9-Jul-10 (Fri)	11-Jul-10 (Sun)	18-Jun-10 (Fri)
5321004	Seeonee Park - Rockhampton	23-Jul-10 (Fri)	25-Jul-10 (Sun)	2-Jul-10 (Fri)
5321005	Tarmaroo Campsite (Bluewater)	20-Aug-10 (Fri)	22-Aug-10 (Sun)	30-Jul-10 (Fri)
Wood Badge Training 1				
9501004	Baden-Powell Park	6-Aug-10 (Fri)	8-Aug-10 (Sun)	16-Jul-10 (Fri)



Issuing of Scouting Certificates

Action	Notes	Training and or SMS Updated	Certificate Issued
Sign up and completion of A1	For adults who are not parents of Youth Members	Leadership 1 completed	Letter of acknowledgment <u>or</u>
Sign up and completion of A1	For adults who are parents of Youth Members	Leadership 1 completed	Letter of authority
Blue Card Issued	Issues performance appraisal	SMS updated	
Performance Appraisal 1		SMS update	Certificate of Membership issued
Leadership 2	Work Book generic	Leadership 2	
Leadership 3	Weekend Training Course - generic	Leadership 3	Certificate of attendance
Skills 1	Day course and sectional based	Skills 1	Certificate of attendance
		Certificate of Adult Leadership issued when all the above are completed and recorded in SMS. Certificate III in Frontline Management and Certificate III in Leadership Support (if current First Aid Certificate is held) issued.	
Skills 2 and Work Book A (issued)	Day course except for Scouts, Venture Scouts and Rovers as is run in conjunction with Skills 1	Skills 2	Certificate of attendance
Skills 3 and Work Book B (issued)	Weekend Course Scouts, Venturer Scouts and Rovers required to camp and will participate in a hike	Skills 3	Certificate of attendance
Performance Appraisal 2		SMS updated	Certificate of Appointment issued
Work Books A and B	Must be completed prior to attending WB1	Wood Badge 3 updated as partially completed	
Wood Badge 1 and work book C (issued)	Course - Generic	Wood Badge 1	Certificate of attendance
Wood Badge 2	Wood Badge project approved at Wood Badge 1 should not exceed 10 hours		
Wood Badge 3	Work Book C completed and includes evaluation of project	Wood Badge 2 and Wood Badge 3 completed	Wood Badge and Certificate IV in Frontline Management and Certificate IV Leadership (if holds a current First Aid Certificate)



100 Years ago

Heritage Archival Reference Centre
heritage@qldhq.scouts.com.au
3721 5722



MAY 1910— THE BUGLE BAND

In early May 1910 classes for bugle instruction were being given by Bugle Instructor A.E. Cote. Mr Cote was previously a member of the army in the 9th Regiment and saw service as a bugler in the Boer War. Classes were held in the Kangaroo Point State School play-shed every Monday night. By May 13th 1910 Kangaroo Point Troop had acquired a bass drum and a side drum to accompany their four buglers. Brisbane Troop also had buglers and they combined with the Kangaroo Point Troop buglers and drummers and formed a bugle band. Bugler Fogarty was appointed Senior Bugler and Bugler Slaughter Second Senior Bugler.

Assistant Scoutmaster Appointment

Assistant Scoutmaster Mr. Fred Murphy was appointed to the New Farm Troop in May 1910. Mr Murphy had, for some time, been giving the Troop First Aid Instruction.

1st Stanthorpe Troop commenced on the 21st May 1910.

(Source – Baden-Powell: Boy Scouts Centenary-Jubilee 1857-1907-1957 by Leslie E. Slaughter)

PUBLICATIONS THAT MAY ASSIST WITH TRAINING



2013 Australian Jamboree



AJ2010 DVD

I haven't heard if the delivery date is any nearer, hopefully soon

AJ2013

I have spent a couple of weekends with various members of the team in Maryborough with the tape measures, dumpy level and plans. We have now confirmed one of the Sub Camps, Leader Sub Camp, Contingent Headquarters, Hospital, Media Centre and Emergency Services. Over the next few months it is hoped to get the plan to about 90 % complete.

Over the next month we will begin in earnest to look at the Program, this will be not only the Scout Program but also the spare time Activities for the Leaders and Venturer Scouts. One of the conditions with the Program is that they will be carried out in Patrols and there will always be a Duty Patrol on site. The duty Patrols will also have specific Activities they will partake in on those days.

There is more I would like to say but maybe next month.

Enjoy your Scouting

Pieter Van Der Kamp (Smokey) - Chief Director AJ2013



This will be the Media Centre

CRAIGNISH ENJOY KIWI WOGGLE

Over the Easter break Craignish Scout Troop sent a patrol to compete in a competition camp at Woodford named "Kiwi Woggle". Some 140 scouts attended along with 30 leaders from the South East corner: Brisbane, Gold and Sunshine Coasts, Western Downs, Coral Coast and Central Queensland.



Competition was over 4 days and the theme centred on "A Knights Tale, in search of The Holy Grail". Activities included traditional camp construction and navigation. First medieval battle with catapults built by scout patrols, along with Jousting proved challenging and entertaining. Campfire skits were a highlight on Easter Sunday and were well supported by all scouts attending.

On Easter Monday judging was complete, and the winner announced on the closing parade. In the presence of 170 scouting members, Craignish Scout Patrol (Alana Hogan, Blake Hagar, Malory Tuche, Brandon Woods and Jett Economidis) were awarded the inaugural Kiwi Woggle Cup. Craignish Scout Leader Mark Tuche described the win and personal best. Craignish Scout group also are the current holders of the inaugural Jamboree of the Air (JOTA) and Jamboree of the Internet (JOTI) shield for 2009.



STONE ZIP OFF PANTS

Youth Pants- Sizes 8, 10, 12, 14, 16 & 18

\$49.95

Adult Pants - Sizes XS, S, M, L, XL, & 2XL

\$69.95



WANTED

OUTDOOR EDUCATION ACTIVITY COORDINATOR

Scouts Queensland is seeking an enthusiastic and dedicated person to be our Outdoor Education Activity Coordinator. This role involves coordinating activities and the staffing required for the users of our campsites and our School Holiday Activity Camps Program.

Key Duties:

- Liaison with all necessary internal and external providers to ensure appropriate outdoor education experiences.
- Preparing staff and users for activities, to ensure a positive and valuable experience for all involved.
- Communicating and liaising with activity leaders to ensure that all required documentation has been produced.
- Maintaining all appropriate records.
- Managing Risk Assessment and other required protocols.
- Budget Management.
- Develop and maintain camp program resources, supplies and equipment.
- Develop an activity program for campsite users (eg school groups), incorporating Leadership Skills, Team work, Environmental Education, Adventure Activities and Bush Walking.
- Work closely with schools to ensure program ties in with school curriculum as much as possible.
Be the driving force to achieve accreditation for School Holiday and Outdoor Education Activities.

Essential Criteria:

- Outdoor recreation / education qualifications or experience
- Organisation and planning skills
- Time managements skills
- First aid qualifications
- Communication Skills
- Have or be eligible to apply for a blue card.

The successful applicant will be responsible to The State Executive Officer. Remuneration will be by negotiation.

Applications which should be accompanied by a resume in Micro-soft Word format if sent by email to ccadmin@scoutsqld.com.au

Or sent by post addressed to:

The Chief Commissioner
The Scout Association of Australia, Queensland Branch Inc.
PO BOX 520
TOOWONG QLD 4066.

Administration & Communications



UNKNOWN BLUE CARDS RECEIVED

We have received Blue Card information from the Commission for the following people, however there is no record of their involvement with Scouting as a Member or an Adult Helper. If any of the people listed below are attached to your Formation please contact the Adult Membership Support officer immediately. Failure to determine where these people are attached to will result in advice to the Commission of their non involvement with Scouting in Queensland. Contact the Adult Membership Support officer on 3721 5732 or adult.membership@scoutsqld.com.au

CARTER, Carrle Anne

O'FERRALL, Rory Antony More

BALLIS, Jacinta Jane

HODDER, Christopher David

BANNISTER, Sarah Frances

TOONE, Wendy Jane

ADAMS, Gene Raymond

WOOD, Alan John

COLLINGWOOD, Cheyne Debra

GLENN, Jamie Sheen

GLENN, Eva Maria

NAWRATZKI, Neville Joseph

CHARTERED FORMATIONS

The following Formations have become Chartered or rechartered during the month:

Nerang Scout Group

North Western Region

Mareeba Scout Group



UPDATED FORMS

The following forms have been updated to allow online editing. To make changes to these forms you need Adobe Acrobat Reader. Download free from <http://www.adobe.com>

Form	Description	Issue	Date
	Blue Card Application Form		03/10
	Blue Card Renewal Form		03/10
	Confirmation of a Valid Blue Card Form		03/10



Queensland Branch

WEBSITE UPDATES

<http://www.scoutsqld.com.au>

1. Training Calendar (Full Year)

PLEASE NOTE:

We have three registration stickers at Queensland Branch Headquarters, If you Group owns a vehicle belonging to one of these registrations, please contact Bryan Brown on (07) 3721 5718

CY9212
CX2243
CZ9195

GRANTS UPDATE

The Following Scout Groups have been successful in the latest Round of Encompass

- Pamphlett Sea Scouts
- Glenore Grove
- Lowood
- Shailer Park
- Dayboro


The following Groups have been held over for the next Round.

- Scouts Queensland
- Bundaberg South
- Goondi
- Goodna

The next Round of GCBF applications close the 24th of May

REMINDER

**ANNUAL FINANCIAL
RETURNS ARE DUE BY
31 MAY 2010**



NEW CERTIFICATE OF CURRENCY

A PDF version of the **2010/11** Certificate of Currency can be found in the Members Only Area on the Branch website under the heading of Insurance. This certificate is valid until 31 March 2011.



Bicycle safety nights

(Compiled by Lindsay Knights—February 2000 Australian Scout)

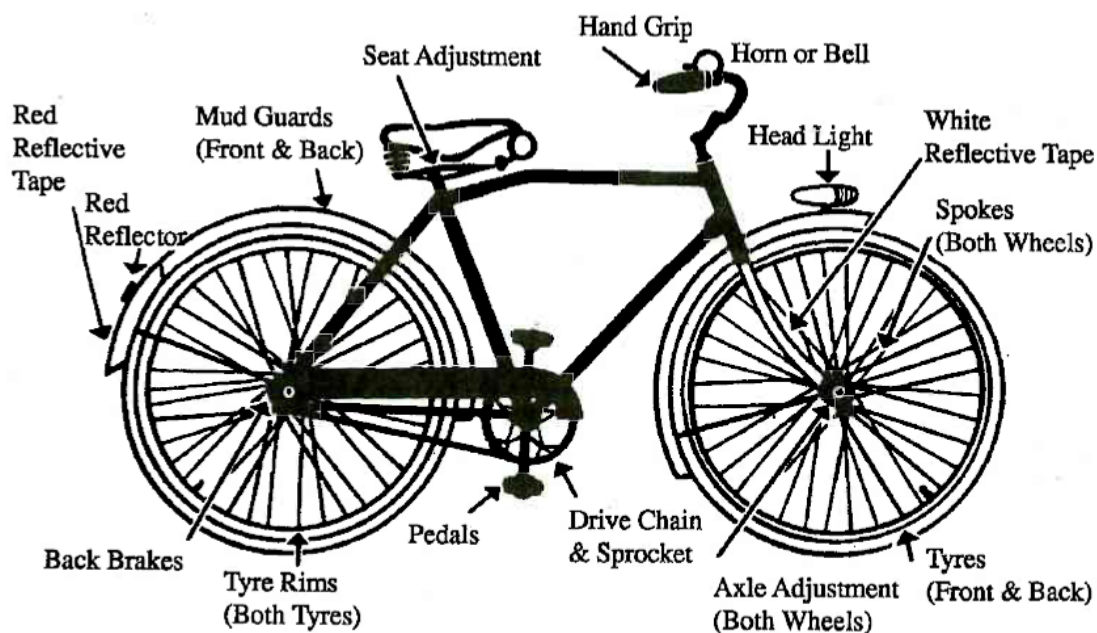
Bicycling is an exhilarating sport and hardly needs any promoting these days. What does need promoting is bicycle safety. Every year there are Australian children being killed and injured in bike accidents. This fact shouldn't keep young-sters from using their bikes, but it should make them aware of the dangers involved while riding.

A bicycle is not a toy. On the road it demands the same respect and responsibility, according to law, as a Car. There are many attempts by schools, community organisations, the police and bike clubs to educate young people in cycling safety and maintenance, with great success. Experience shows that bicycle train-ing can cut accidents by 50%. But it is an ongoing operation. With this in mind we are suggest-ing that over a few nights it would be great to organise a few bike safety and maintenance nights It will have to be well planned to get the maximum benefit from it. There is probably no reason why you couldn't join in with other Troops in the District and make the most of resources.

Here are a few ideas on things that you could do to get you started:

Before you start find out about the resources that are available to you, both from the State or from the local community. Indeed you may find a lot more than you thought, which will good for the Scouts. Maybe you know a bike mechanic or someone like that. There may even be experts in the District or other Troops you can call on to help.

Find out about all the tests and badges that are open to the Scouts in relation to bike riding and you will find it will be a group of happy Scouts who earn badges while having a good time doing lots of different activities.



Work out a good program with your Troop Council and let everyone who is involved know what's going on.

Some of the things you need to include over a few weeks are as follows: these can be done over three nights plus a Saturday to test skills.

First off, devote time to hand signals, street signs and traffic signals. Then, the following week, review the rules of the road.

1. Obey all traffic signals
2. Signal turns, stops.
3. Ride in single file, close to the left hand kerb.
4. Ride in the same direction as other traffic.
5. Right turns are hazardous — take extra precautions.
6. Walk your bike across busy intersections.
7. Take a carrier, to keep hands free and on the handle bars.
8. Don't carry passengers (dinking) on a bike designed for one person.
9. Watch out for opening car doors.

The third meeting tests the Scouts to see how much they have learned over the last couple of weeks. Have them bring their bikes along for inspection. Here's where they really learn about bikes.

- Is it the correct size? Feet should touch the ground.
- Do bell, horn and lights work? Is rear reflector the correct size and fitted correctly and tightly.

Program Ideas

To be a Movement which delivers a dynamic, exciting and vibrant program




- Are the handlebars tight and comfortable? Are handle grips fixed securely? How about the seat?
- Are pedals fastened on and turning freely?
- Are the wheel nuts tightened and mudguards clear of the tyres?
- Are the spokes equally tight? Any missing?
- Are the brakes (both front and back) working OK? Do they brake smooth and fast?
- Are the hand brake blocks clamping on the rim and not the tyre?
- Are the chain gears clean and oiled?
- Does the wheel turn straight without wobble and are rims free of dents and warps?
- Have the Scouts get into the habit of checking their bikes regularly.

Night riding

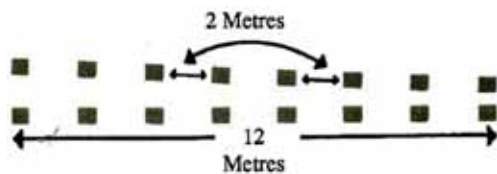
Check the bike out for night riding. Do they have the correct lights and reflectors? What about wearing light coloured clothing? These days there are some really great safety gear for bike riders. Check them out. Why not even visit a bike shop to find out the good stuff around.

Skill testing

The final part of this series of meetings could be the Skill Testing. Here are a stack of ideas that could be used. These were used the Boy Scouts of Canada and proved very successful with them.



Balance test



Equipment: Two white lines, or lengths of white string 150mm apart, 10 metres long, marked off in 2.5 metre lengths.

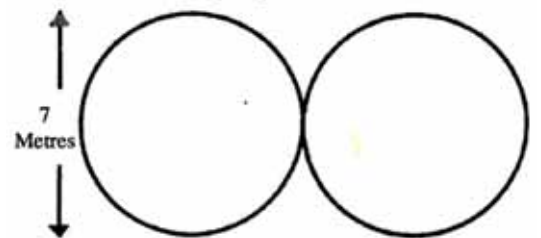
Test: Cyclist rides 10 metres without leaving the 150mm space between the lines.

Marking: 25 points for a perfect ride. If a cyclist leaves the course before reaching the half-way 5 metre mark, they lose all points. If they reach the 5 metre mark, they are given 10 points and five points for any further mark reached.

Diminishing clearance test

Equipment: A series of objects about handlebar height, placed in pairs over a distance of 12 metres. At the start they are placed 700mm apart, and narrow down to 500mm apart at the end.

Test: The cyclist must ride down the centre without touching any of the objects marking the course. Marking: 25 points for a perfect ride. Five points deducted for each object touched.

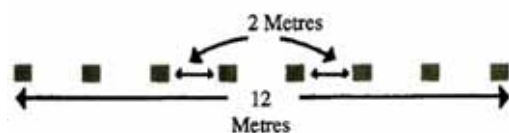


Change of balance test

Equipment: Two circles 7 metres in diameter, with a 450mm path marked out. Test:

The cyclist rides twice around in a figure eight.

Marking: 25 points for a perfect ride. Five points de-deducted every time bicycle leaves the 450 mm pathway.



Single obstacle test

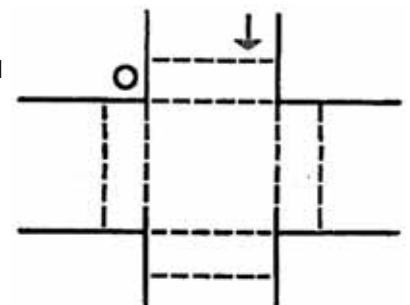
Equipment: Six or more car tyres or cardboard boxes, spaced 2 metres apart. Test: Cyclist must steer around each object, passing each one on the opposite side to the previous one, keeping hands on the handlebars and feet on the pedals at all times. Marking: 25 points for a perfect ride. Five points deducted for every object touched, and every time

the hands leave the handlebars, or feet leave the pedals.

Stop street test

Equipment: Intersec-tion laid out with white lines or lengths of white string. Crosswalks marked and a stop sign held by a judge.

Test: When approach-ing through street, rider must: 1. Be on the left hand side. 2. Make hand sig-nal correctly, to stop. 3. Stop behind crosswalk. 4. Look both ways and proceed if clear. Marking: 25 points for a perfect ride. Five points deducted for each error.



(Continued from page 14)

And it's easy to register. If you're a section leader apply for your section today by filling out the online Pen-pal form on the International page. Or send an email containing your Scout details i.e Scout ID number, Group, Position in Group, email and snail mail address to

Susan Rogers, Qld Pen-Pal Coordinator at pen-pals@qldhq.scouts.com.au or on 0407769981.

Scouts Australia Radio-Active Award

In July this year there will be a national event for Scout members with an amateur radio license to practice and develop their on-air skills and make contact with similar Scouts from around Australia. The Scouts Australia Radio-Active Award requires Scout amateur radio operators to make contact with Scouts from several Australian states or territories. Any Queensland Scout members with amateur radio licenses are requested to contact the Queensland JOTA-JOTI Coordinator on jota@qldhq.scouts.com.au for more information.

Other **future international events** include:

- Boy Scouts of America National Scout Jamboree – Australia is sending a contingent from mid July to mid August 2010. Cost approximately \$6000. The Jamboree will be held at Fort A.P. Hill in the state of Virginia, just a short drive south of Washington DC. Jamboree activities will include archery, orienteering, challenge trails, motocross, fishing, scuba diving, marksmanship & many more. The daily program offers fun, challenge, an opportunity for religious reflection, citizenship and international brotherhood. The Contingent will be travelling touring New York, Niagara Falls and Washington DC before arriving at the Jamboree site. We will be departing from Washington DC shortly after the Jamboree ends. Applications close 30th June 2009.

- Finish Jamboree to celebrate 100 years Scouting in Finland – 28th July – 5th August 2010. Evo camp site in Southern Finland, near Hameenlinna, Finalnd. Cost €225.

- 4th William I Koch International Sea Scout Cup – 1-7 August 2010. Scouts Australia would like to send a team (made up of 2 youth members) who will represent Scouts Australia. Individuals or teams can apply to represent Scouts Australia. Sea Scouts from around the world are heading to the United States Naval Academy in New London, the host for the annual William I. Koch International Sea Scout Cup, August 1 - 7, 2010. This youth sailing regatta is open to young men and women between the ages of 16 and 21 who are actively registered in Scouts Australia. The five-day event will be held at the Naval Academy's Sailing Centre. Teams from the United States and 20 countries can test their seamanship and leadership skills as they sail Vanguard 420's. Scouts Australia is offering a 50% scholarship to attend this event. The total fee will include the return airfare and event fee which covers food, lodging, access to sailboats and VIP tour of the White House. Scouts Australia will pay 50% of this cost whilst the individual will have to pay the other half.

- 13th World Scout Moot – Kenya – 27th July – 7th August 2010. Cost \$5000-8000. National is seeking a contingent leader for this event.

- 19th New Zealand Jamboree - Hamilton, New Zealand – 29th December 2010 to 6th January 2011. Estimated costs \$3000-6000.

- ICCS Scout Jamboree, Thailand. 27th December 2010 – 4th January 2011. Theme is "Scout as a Servant of the Gospels". Location is Vajiravudh National Scout Camp, Sriracha, Chonburi, Thailand, 60kms from Bangkok Suvarnaphumi International Airport. The Jamboree fee is US\$400.00. The cost to attend the event in-

cluding airfares is at the individuals own expense.

World Scout Jamboree in Sweden in 2011. See more information above.

If you **would like to know more about what is happening internationally in Scouting** or you would like to participate in an overseas event, how about visiting Scouts Australia's Website on www.international.scouts.com.au and it will open up many more links for you to explore? For any further information, please contact Paul Rollason, BC International, via Branch or E-Mail bc.international@qldhq.scouts.com.au or visit the Queensland website at www.scoutsqld.com.au and click on "Events" and then "International".

2010 ACTIVITIES RUN BY YOUTH ACTIVITIES TEAM

ORIENTEERING COURSE – KARINGAL, Sunday 30th May 2010

For all Age Groups. Cost \$12.00 per person, 9am – 12.30 pm.

Youth Activities Team heading West

The Youth Activities Team will be visiting the West from 12th to 20th June.

The Team is looking forward to visit the groups at Toowoomba on 12th & 13th, St George on 14th, Roma on 15th, Charleville on 16th, Longreach on 17th, Emerald on 18th and Rockhampton on 19th.

Youth Activities Camp – 28th & 29th August 2010

Aldershot, Maryborough

Bike Hike for Scouts, Venturers & Rovers

11th & 12th September 2010

Beaudesert to Christmas Creek

This is a 45 klm hike both ways so start getting fit now.

Youth Activities Camp – 16th & 17th August 2010

Baden Powell Park, Samford

Youth Activities Camp – 20th & 21th August 2010

Baden Powell Park, Samford

If you would like to know any information on the above activities please contact Branch Commissioner for Youth Activities Kerry T.W. Gorman on 0401 53 55 44



REMINDER

Don't forget to complete your Authorised Trading Officers Form and Authorised Badge Secretary Form and return them complete with all necessary signatures to the Scout Supply Centre by 31st May, 2010.

See Issue 16 (February) for copies of the form



World Scout Day Ball 2010

Bookings Filling Fast

Where: Grand Chelsea Ballroom

Mercure Hotel Brisbane City

Date: Saturday 31st July 2010

Time: 6:30pm

Cost: \$ 65 Per Person (tables bookings are for 10 people)

Includes- Arrival Canapés, Main Meal, Dessert, Live Entertainment, DJ, Lucky Door prizes and much more.

RSVP: 3721 5712 or ball@scoutsqld.com.au

Please note that this is an 18+ event.

Booking form available on Scouts Queensland Website



In this hilarious family comedy with a message, greedy developers pay the price for paving over paradise. For Mother Nature, revenge is a dish best served...furry!

After transplanting his family from Chicago to the Oregon woods for his job overseeing the construction of a supposedly "eco-friendly" housing development, DAN SANDERS (Brendan Fraser) thinks his biggest problem will be helping his nature-phobic ten-year-old son adjust. Or pleasing his demanding

boss. But when his leadership role in the destruction of their habitat puts Dan atop the local animals' hit list, he realises how much trouble can be caused by a few feisty forest creatures!

The clever critters bedevil Dan night and day, sabotaging his work, his peace of mind and even his wardrobe. Under this concerted attack, Dan soon finds his perfect life in ruins. Of course, no one believes his claims, and he completely fails in his efforts to trap, deter or even photograph the animal assault team. With his wife and son poised to leave him and his project in jeopardy, Dan escalates the feud to all-out interspecies war. In a slide-splitting battle of man vs. nature, man is in trouble! If he can't learn that "green" isn't just the colour of money, this guy might just be roadkill!

To win a family pass to Furry Vengeance simply email your Name, Scout Group, Postal Address and contact telephone number to marketingmanager@scoutsqld.com.au. Winners will be notified in the second week of June 2010. GOOD LUCK !!

ENTERTAINMENT BOOKS

Be quick as they are selling fast.
Call (07) 3870 7000 to get yours
now.... "

These books save you \$15,000 a
year and are only \$65"



2010 BRISBANE GANG SHOW

2-10 July 2010

Schonell Theatre - St Lucia

Adult \$22, Conc. \$20, Child \$15

Telephone Ticket Office Now Open

Call (07) 3871 0338

(between 9am-8pm)



My Danish winter as a Scout Exchange

by Michael See

After months of preparation and organising I was finally on my way to Denmark via Singapore and London. We were lucky enough to fly all the way to London on Qantas' new A380, this plane is huge. We were late arriving into Singapore which then only allowed for a half hour to change our tickets and re-board. You do a lot of running in airports. We then sat on the plane for another 12 hours on top of the previous seven we had just flown. After arrival at Heathrow we caught the plane to Denmark for the final leg of our journey before meeting our host families, or so I thought. Danish Customs would make a very boring TV show as they are a lot less strict than Australian Customs. This is when I and Louisa, a Venturer from South Australia, discovered that we had another one hour flight to do. We landed in Aalborg to meet Louisa's host family; I had yet to meet mine. After another hour of car travelling I finally made it to the village of Kvorning where I would be staying for 6 weeks. I phoned my parents and sent a couple of emails then passed out for about 13 hours.

The next morning my host mother Sussanne and I went to the school where I would be selecting the subjects I would be studying (not if you know me). Some of the subjects available to me were PE, History, Maths, Latin and English – I excelled at this subject.

My host family were Martin (father), who is a Research Professor for Dairy Products, Sussanne who worked with disabled people. I had two brothers Emile and Johann who lived away from home, one older sister, Lene, who lived and worked in Germany and of course Dorit, her job was to lead me by the hand.

My first week in Kvorning was spent at the Hammersoj Scout Den where my host sister, Dorit, and her Venturer Group have a week long sleepover. I still had to go to school. Normally for me to get to school in Australia, it is either a 5 minute car ride or a 15 minute bike ride, in Denmark I had to travel by bus for 30 minutes if they were on time, if not it was a 45 minute ride.

The first weekend in Denmark I went to Lego Land with my family. I consider this one of the best experiences of my time in Denmark. As it was the end of the season only one part was still open and that was Mini Land. This was great as it was made up of scale models of palaces to space shuttles and airports.

Then it was back to school which (very unusually for me) I found quite enjoyable. The schooling system is so different in Denmark, in particular they do not wear uniforms, you address the teachers by their first names, and you can buy beer at the canteen. The legal drinking age in Denmark is 16, but you cannot drive until you are 18. Another fact of Denmark is that males all have to do 2 years Armed Services before they turn 24.

Life settled down to a daily routine leading up to Christmas. The Danish are nuts about Christmas and get really involved in home-



made decorations. One of my tasks for the Scout Group was to sell real Xmas trees. Not something I would volunteer to do again as they are very prickly and get caught in your clothes.

At the end of the third week myself and Dorit went to Copenhagen by ourselves for a surprise birthday party for one of Dorit's friends (what's more surprising than a random Aussie) we arrived the night before catching two buses and a ferry to Copenhagen then caught the city bus, walked to another friend's place where we stayed. The next day before the party we travelled into the heart of Copenhagen to do all of the touristy stuff (visited the palace, walk the streets, see the little mermaid). This party was at the same time as the Climate Change Conference and we witnessed one of the bigger protest marches. At the end of the day we went back to our accommodation where we got ready for the party which lasted into the early hours of the morning. The next day we said our goodbyes and began the return trip home.

For all those Dr Who fans, I saw David Tennant (nah nah).

I spent Christmas with Tejs and his family; Tejs was our Scout Exchange in 2008. Christmas Eve involves a 4 course meal followed by holding hands dancing around the Christmas trees singing carols. After this Santa turns up to hand out presents. Christmas day is an anticlimax with either families going ice-skating or to the movies.



After Christmas is the next big event for Venturers is Scout Scoop. Scout Scoop is held from 27th December to 1st January. This is great fun. There are scouts from all over Denmark as well as Australia. There were scouts from Germany, Norway, Poland and Mongolia. Our first night at Scout Scoop was leaving the train and being told that we have to hike to the campsite, staying overnight in a stable. Each day had a different activity one day was designated as project day where we were told that we were citizens of a third world country that had been struck by an earthquake and then had to rebuild whilst worrying about a corrupt government and a vicious militia (in short the leaders) another day was international day and we did things ranging from making damper (Australia) to making Pepsi pouring machines (Mongolia). On New Years Eve we spent the whole day preparing for the dinner and party and watched the fireworks from multiple towns as we were located on a peninsula.

Ever heard of the saying 'skating on thin ice' well let me tell you it's not fun. After arriving home from Scout Scoop the family went ice skating on their dam. As I had successfully navigated this dam before I had no qualms about joining in. But somehow I managed to find the only bit of thin ice on the whole dam. I was in the water for no more than 2 minutes but had already started the symptoms of hypothermia. I was rushed into the shower clothes and all for about 15 minutes. Fortunately I suffered no side effects from this experience except that I no longer felt the need to put on ice skates.

My time was nearing an end in Denmark and I had only one more week left at school. As you may know Europe had extremely bad snow storms over the Christmas and New Year period and as consequence school was cancelled on quite a few days. This made it hard to say goodbye to all the new friends I had made.

(Continued on page 27)

(Continued from page 26)

Now the next part of my journey was to begin, the flight to London. We arrive at Copenhagen Airport on Sunday to find that our flight had been cancelled because there were not enough passengers and we were booked on the flight to leave on Monday. Fortunately we were able to stay at Sophie's (Venturer from NSW) host family; there were six of us altogether. It was good of them to have us.

Arriving in England at night was chaotic trying to find our way to the tube to catch the right train to BP House. The next day we went on a free walking tour of London, seeing the traditional sights e.g. Buckingham Palace, the Royal Gardens, and Parliament House. We went on some guided tours; my most favourite was the London Bridge Experience and the London Tombs Attraction. We caught the train to wherever we could go. The Camden Markets are not as big as expected, though a very successful outing as I bought my genuine Bowler Hat. Visited Harrods and it is as expensive as they say. We visited the Globe Theatre and Hamley's Toy Store which is five storeys tall. The last night in London we were out to about 3am and that night we found the Tardis.

The next day the long journey home began. We were greeted by the families with a pair of Aussie thongs and a bottle of ginger beer.



DARLING DOWNS TAKE TO THE TRAIL

Five scouts from two groups on the Darling Downs took part in a three day Adventurer level hike on the Labour Day long weekend. Three boys were from the Pittsworth group and two were from Glennie Heights in Warwick.

The five hiked from Jubilee Park at Mt Lofty in Toowoomba to eventually end up at the rest area on the Warrego Highway at Helidon three days later. Most of the first two days was completely off road requiring good navigation skills across bush land. Some sections were infested with lantana which meant that detours were common.

All five scouts carried everything they needed on their backs including their bedding, tents, and food. After two very long days, day three was a relatively short walk to the finish. The boys camped on private property each night for which they had to obtain permission before the hike began.

The hike was a great example of how scouts trained in different groups could come together and achieve a wonderful weekend together.

Well done to Aidan, Scott, Nathan, Stuart and Daniel



WYNNUM SCOUTS TURN 100

On the 8th February 2010 the Wynnum Scout Group celebrated its 100th anniversary. We are not the oldest group in Queensland but as stated by Mr Maurice Law, Chief Commissioner, the oldest continually operating group in Queensland. This is a great achievement and one that we are very proud of because we are still going strong.

On the 13th February 2010 we held an anniversary dinner for 136 past members from all over Australia. It was also attended by scout-



ing personnel and local MP's. There were Leaders, Committee and Youth members. It was a great night to catch up with friends, meet new friends and mix with people we did not know and have a great night. We achieved this and everyone had a great time.

The highlight was to meet a King scout (Mr Bruce Barker) who was with Wynnum scouts during the 2nd World War. He gave a very interesting and informative speech on what scouting was like during that time. It makes you think we have things too easy these days. We are planning more activities during the year.

These include an open day at the den and will finish the year with a party night for all the current members and parents.



Join the Australian Contingent to the World Scout Jamboree in Sweden



27 July – 7 August 2011 – Rinkaby, Sweden

Contact Phil Harrison
Contingent Leader

wjcontingentleader@scouts.com.au
wsj2011.scouts.com.au

Guide to insurance

2010/2011

- Includes:**
- Public Liability Certificate of Currency
 - Property Insurance
 - Marine Insurance
 - Personal Accident Insurance

CERTIFICATE OF CURRENCY

The certificate of currency is a document which provides the information to a third party that the Association and sub Formations have a valid insurance policy. The certificate of currency that is available for use is for the **Public & Products Liability** policy. You may be asked to provide this certificate to put on a display in a shopping centre or to run a BBQ in a public location. The certificate of currency for the year is made available in the Members Only Area of the Queensland Branch website under the heading of Insurance.

To Whom It May Concern:

Certificate Of Currency

In our capacity as Insurance Brokers to **The Scout Association of Australia – Queensland Branch Inc** we hereby certify that the undermentioned Insurance Contract is current.

This certificate is issued as a matter of information only and confers no rights upon the certificate holder. This certificate does not amend, extend or alter the coverage afforded by the policy below.

Class of Insurance	Public & Products Liability
Insurer (Lead)	QBE Insurance (Australia) Limited
Policy Number	0000000000 BFL
Period of Insurance	31 March 2010 to 31 March 2011
Covering (Summarised Only)	Insured's legal liability to pay compensation in respect of: a) Bodily Injury b) Damage to property Happening during the period of Insurance and caused by an occurrence and/or accident within the geographical limits in connection with the business of the Insured, principally general Scouting activities.
Limit of Liability	\$50,000,000
Situation	Worldwide excluding USA and Canada

PROPERTY INSURANCE – 2010/2011

(This document is intended as a guide only)

1. Property Insurance Plan

- 1.1. Scouts Australia Queensland Branch Inc., holds a Multi-Risk Property Insurance policy, covering all Scout property in Queensland and premiums are payable as indicated on the Facility & Activity Fee Invoice which is normally issued in April of each year.
- 1.2. The Policy covers all real property and is based on replacement value costs. This will cover all buildings, contents and equipment which have been declared in the Formations Property Return. For marine see the Marine section of this guide.
- 1.3. Coverage includes, but is not limited to:-
 - 1.3.1. Fire, Earthquake, Explosion, Impact, Rainwater, Riots, Malicious Damage, Storm and Tempest, Water Damage (with limited cover for flood), Burglary, Theft, (The last includes loss sustained without forcible entry, but excludes losses from an unknown event, such as those discovered at a stock take), Accidental Damage, Breakage of Glass and Sanitary Fixtures and Loss of Money.
 - 1.3.2. It is to be noted that limits exist and that like all policies of insurance there are various terms, conditions and exclusions that apply to the cover.

2. Deductible

- 2.1. The Policy has deductibles (excesses) that are applicable to all claims. These deductibles are here for information only:
 - 2.1.1. Earthquake, Subterranean Fire & Volcanic Eruption - \$20,000 or 1% of declared values whichever is the lesser.
 - 2.1.2. Fire - \$35,000 each and every loss for Dens, \$20,000 each and every loss for other sites and \$250,000 in the aggregate any one period of insurance. Any loss exceeding the excess of \$5,000 shall contribute towards the \$250,000 annual aggregate. Once the \$250,000 annual aggregate deductible is reached the residual excess of \$5,000 shall apply.
 - 2.1.3. Named Cyclone - \$10,000 each and every loss.
 - 2.1.4. Flood/Action of the Sea/Tidal Wave/High Water - \$20,000 each and every loss.
 - 2.1.5. Money - \$500 each and every loss.
 - 2.1.6. Directors/Employees Personal Property - \$200 each and every loss.
 - 2.1.7. All other claims indemnifiable by the policy - \$5,000 each and every loss.

3. Where and When Covered

- 3.1. The Policy covers **all Association owned** assets **declared in the Formations Property Return**, whether stored at the Den, in transit, or in use anywhere in Australia, however cover while in transit is limited to \$10,000.
- 3.2. The policy does not cover a Member's personal items (clothing, camera, mobile phone etc). Members should check with their Insurer to see if their home contents or personal property policy covers their personal items.

4. Replacement Cost (new for old)

- 4.1. As all items, buildings, contents and all other equipment are insured under replacement conditions, the utmost care must be taken when selecting the sums to be insured. The new replacement cost of all property is to be declared. This includes items that have been donated.
- 4.2. When providing replacement values for buildings, it is suggested that the advice of a competent builder, valuer or architect be sought, to determine the cost of reconstructing the building in its present design, with the same or equivalent building materials and construction. The amount should include demolition and dump fees; plans and all local authority building approvals or State Government permits that may be required for building restoration / rebuilding.

5. Important

- 5.1. It should be carefully noted that insurance values, which fall short of actual replacement cost, could result in serious financial loss, which subsequently, may have to be met by the Formation. The insurer is not bound to meet the full loss when the replacement cost has been understated.

6. Claims

- 6.1. Claim Forms are available from Branch Headquarters. The completed Claim Form must be forwarded direct to Branch Headquarters as soon as possible after the incident, but certainly within 7 days of the occurrence. In the event of a major loss, please report the incident to Branch Headquarters immediately as insurers may wish to appoint an assessor.
- 6.2. Please make sure sufficient information about the loss is sent. Where appropriate, additional documentation, including police reports if applicable, may be attached to the Claim Form.
 - 6.2.1. Two quotations must be attached to the Claim Form for each item. The quotations are to be for the same or an equivalent item and, must indicate the price at which each relative item may be purchased/repaired.

7. Other Insurances

- 7.1. There are some items which are **not** covered under the Property Policy that are covered under other policies maintained by the Association. These include Association owned motor vehicles, trailers, and watercraft. These will require a separate claim form to be completed, which can be obtained from the Queensland Branch.
- 7.2. The completed Claim Form must be forwarded direct to Branch Headquarters as soon as possible after the incident, but certainly within 7 days of the occurrence.
- 7.3. The Association does not cover private vehicles and trailers used for Scouting purposes, therefore claims involving private vehicles should be made against the owner's vehicle policy.

QBSI (Queensland Branch Scouting Instructions) and all forms mentioned above can be located in the Member's Only section of the Queensland Branch website (<http://www.scoutsqld.com.au>)

PERSONAL ACCIDENT INSURANCE – 2010/2011

(This document is intended as a guide only)

8. General

- 8.1. Scouts Australia Queensland Branch Inc. maintains a compulsory Personal Accident Insurance Policy.
- 8.2. The Policy covers all current financial Uniformed and Non-Uniformed Members while engaged on valid Scouting activities anywhere in Australia. **Youth who attend meetings prior to signing a Youth Member Registration Form (Form A5) are not covered**

by this policy and Leaders may put themselves at risk in the event of an incident. For youth visiting meeting ensure that a Non Member Activity Form (Form F6) has been signed.

- 8.3. A valid Scouting activity may include the following activities; The planned normal weekly programme where Leaders diligently and conscientiously endeavour to carry out their assigned duties. Any other special event, which requires certain authorisation by parents, and/or approval from District/ Region by use of Forms (C2, C3, C4, C5 or their equivalent). Specialist Outdoor activities, which may require certain minimum standards to be met and must conform to QBSI regulations. It also includes Committee meetings, fund raising activities or other specific meetings, eg training meetings, working bees etc.

9. Premiums

- 9.1. The premium for a new Member is included with the initial Membership fee, which should be enclosed with the Youth Member Registration Form (Form A5). For a current member, the premium is included in the Membership renewal invoice.
- 9.2. An individual premium is payable by Scouts Queensland Inc. on behalf of each enrolled Uniformed Member of the Association: Joey Scouts, Cub Scouts, Scouts, Venturer Scouts, Rovers; Youth Helpers, Adult Leaders at all levels, Group, District, Region, Branch including Adult Support Members.
- 9.3. Premiums for Adult and Youth Members are fixed and non refundable.
- 9.4. Where a Member holds more than one appointment, e.g. Rover who is a Leader, the Membership Fee, including the insurance premium, for the Youth role is waived as the Membership Fee, including the insurance premium is paid by the Formation where the member is a Leader.
- 9.5. Premiums for Non-Uniformed Members are included in the Voluntary Workers policy. All parents of Youth Members, Members of the Group and other Committees as well as any other non-uniformed helpers proving voluntary work services to Scouts are covered under the Voluntary Workers benefits. This is a compulsory premium that places no restriction on the number of people who are covered within the one Formation. To ensure cover for your volunteers, Formations must ensure this premium is paid by the due date which is shown on the Facility and Activity Fee Invoice. Members of any Committee of a new Formation, which commences during the year, are automatically covered.
- 9.6. Youth Members joining the Association after 31 March each year are covered to 31 March the following year.
- 9.7. This Policy, like all Association insurance is designed to protect the Association and its Members. The Personal Accident Policy does NOT cover children who are not registered Members (i.e. younger or older brothers/sisters of Joey Scouts, Cub Scouts, Scouts, etc).

10. Benefits

- 10.1 Cover is for insured persons whilst involved in officially organised and authorised Scouting activities, and/or direct travel to and from such activities. Incidents must be reported to Branch Headquarters as soon as is practicable.
- 10.2 A copy of the Association's Schedule of Cover is available for inspection at Branch Headquarters.
- 10.3 The coverage provided is in proportion to the premium paid, however, weekly injury benefit is set at 85% of weekly salary to a maximum of \$400 for Venturer Scouts and \$800 for Rovers and Adult Members per week.
- 10.4 Leaders and Committee Members may wish to look at additional private cover where amounts are not considered adequate for their needs. It is to be noted that limits exist on claims.
- 10.5 Dental treatment to "natural" teeth only is covered provided it is caused by an injury. Like other claims, the Incident must be reported to Branch Headquarters as soon as is practicable.
- 10.6 For any treatment covered by a 'Medicare' payment, that payment and any 'gap' amount are not claimable under the terms of the policy.
- 10.7 The limit for non-Medicare medical expenses, for which liability is accepted and including Dental, in respect of any one injury is \$5,000 with an excess of \$500.

11 Terms and Conditions

- 11.1 Cover is subject to Policy Terms and Conditions and the main exclusions include, but are not limited to:
- 11.1.1 Any consequence of declared or undeclared war or any act thereof, invasion or civil war.
- 11.1.2 The Insured Person engaging in or taking part in:
- a) Training for or participation in professional sports of any kind;
 - b) Flying or other aerial activities, otherwise than as a passenger in an aircraft that is licensed to carry passengers.
- 11.1.3. Intentional self injury, suicide or any illegal or criminal act.
- 11.1.4. Pre-existing medical conditions.
- 11.2. Age limit is 6 to 85 years.
- 11.2.1 Section 1, Event 2 is deleted in respect of members between 75 and 85 years of age.

12 Claims

- 12.1 Incident Report Forms (F18) and Claim Forms are available from Branch Headquarters. A completed form should be forwarded direct to Branch Headquarters as soon as possible after the accident but certainly within 7 days of the occurrence. In the event of significant injury, please report the incident to Branch Headquarters immediately.
- 12.2 Any appropriate documentation (e.g. reports of accidents) is to be attached to the Form. It is better to include possibly unnecessary information rather than leave it for Branch Headquarters to make a request for additional information at a later date. This can cause considerable delays in the processing of claims. Incident reports should cover the questions, who, when, where, why, what and how or as many of these as possible.
- 12.3 If, at any stage, a member is uncertain whether to submit a claim under the Scouts insurance policies, or under their own per-

sonal insurance, it is recommended that notification of a potential claim still be submitted along with any attending physician statement. Please ensure that the words 'notification only' are included along with the submission.

12.4 All claims will attract a \$500 excess.

QBSI (Queensland Branch Scouting Instructions) and all forms mentioned above can be located in the Member's Only section of the Queensland Branch website (<http://www.scoutsqld.com.au>)

MARINE INSURANCE – 2010/2011

(This document is intended as a guide only)

13. Insurance Plan

- 13.1 Scouts Australia Queensland Branch holds a Marine Hull and Liability policy covering all watercraft declared in the Formations Property Return at market value.
- 13.2 The policy covers the watercraft itself and legal liability for third party property damage/personal injury arising from use of the watercraft.
- 13.3 The policy covers the watercraft for commercial use, including whilst on hire/loan to non-Scouting personnel.

14. Deductible

- 14.1 The policy has deductibles (excesses) that are applicable to all claims. The basic excess is \$500 for each and every claim. In the event of a vessel being stolen on it's trailer, resulting in total loss, an additional excess of \$1,000 will apply if there is no visible sign of violent and forcible entry into the place of storage or if the trailer is not fitted with a recognised anti-theft device sold through a retail outlet. Combinations of padlock/chain or padlock/cable are not deemed as acceptable anti-theft devices.

15. Cover

- 15.1 The policy covers the watercraft whilst in use. It also provides cover whilst in transit on trailers and whilst in storage.

16. Claims

- 16.1 Claim Forms are available from Branch Headquarters. The completed Claim Form must be forwarded direct to Branch Headquarters as soon as possible after the incident, but certainly within 7 days of the occurrence. In the event of a major loss the claim should be reported to Branch Headquarters immediately as insurers may wish to appoint assessors to investigate the claim.
- 16.2 Please make sure sufficient information about the loss is sent. Where appropriate, additional documentation can be attached to the Claim Form. One quotation will be required and this can be obtained from the marine dealer/repairer of your choice. The quotation must be for the same or an equivalent item and must indicate the price at which each relative item may be purchased/repaired.

QBSI (Queensland Branch Scouting Instructions) and all forms mentioned above can be located in the Member's Only section of the Queensland Branch website (<http://www.scoutsqld.com.au>)



Maroon Venturer Scout Beret



**Australian Scout Logo Pin
\$3.50 each**

All berets to be worn with the Australian Scout Logo Pin as shown



Navy Blue Leader Beret



**ALL BERETS
\$18.95 each**

Red Rover Beret

Sizes:

56cm, 58cm, 60cm, 62cm

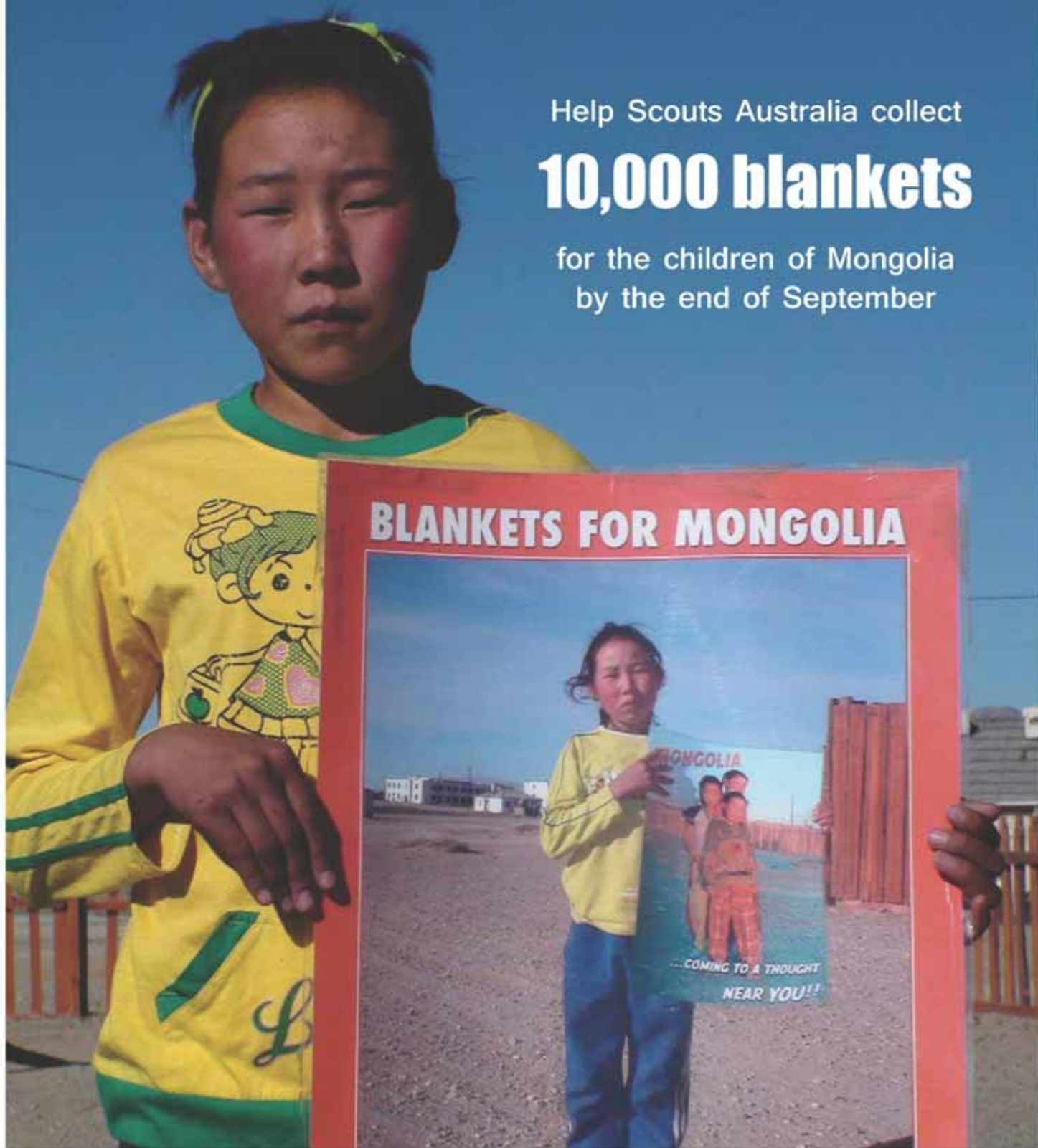
All berets come with a black leather band and adjustment cord

-30°C

Children in Mongolia's Gobi Desert experience extreme temperatures such as this every winter.

Help Scouts Australia collect
10,000 blankets

for the children of Mongolia
by the end of September



To donate blankets contact
your local Scout Group:

For more information about Blankets for Mongolia, visit www.international.scouts.com.au

