

Queensl and

ENCAMPASS

Issue 25 November 2010

Wavell Heights Survivor Camp (See page 4)

INSIDE THIS ISSUE

Bunya District Air Activities - Page 23



Algester Support RSPCA - Page 3



Beenleigh Mousetrap Race - Page 2



News & Events

DATES TO REMEMBER

November

- 05-07 QBRE Mid Term Conference
- 20-21 Youth Activities Camp
- 21 Mob Mania

December

- 03-05 Noosa Venture
- 14- Holiday Adventure Camps (BP Park)
- 14- Holiday Adventure Camp (Karingal)
- 23 Queensland Scout Centre Closes for Holidays
- 30 18th Australian Rover Moot

January

- 04 Queensland Scout Centre resumes for operation
- 15-21 Camp LUII

February

- 06 Introduction to Rovers Session
- 09 Baden Powell Lodge Founder Night
- 22 Founders Day

March

- 11-13 Region Commissioners Professional Development Conference
- 12-13 Operation Archer
- 19-20 Youth Activities Camp

- 29-31 Scout Supply Centre Stocktake

April

- 01 **Adult Recognition Awards Deadline**
- 03 Youth Activities— Orienteering Day
- 18-21 Holiday Adventure Camp—BP Park
- 18-20 Holiday Adventure Camp—Karingal
- 29-02 Banana Bash
- 29-02 May Venture
- 09-02 VenMX

BEENLEIGH SCOUTS HOLD MOUSETRAP RACE

On Oct 10, 2010 the Beenleigh Scouts held its first Mousetrap Racers Challenge. The concept of the Challenge was for all levels of Scouting to build a Mousetrap Racer using only 1 wooden mousetrap and not more than 1 metre in length. The event was held at the Bethania Lutheran Primary school on the undercover basketball courts. The weather was wild and we had a few ringing early to see if the event would be on. The event had 13 Cub Scouts, 6 Scouts, 2 leaders and a lone Cub Scout entry from Logan Village. Unfortunately they had used a Rat Trap, which was outside the rules and could not be awarded race wins. In lieu of the fantastic car, she was still able to race and was presented with the Best Effort award at the end for the wonderfully colourful racer.



It was amazing to see so many brilliant efforts, some were fast, some were plodders and some – well let's just say they got to the start line! There were those that felt that a little push at the start would help them win, but ran out of puff not far from the line. There were 3 sections (Open, Scouts and Cub Scouts) and each car was raced in 2 categories, Fastest and Furthest. There were a few speed demons and some that ran long, some went left, some went right, some decided it was time to take the back dirt roads, however those that won the races ran straight and true.

At the end of each preliminary race the winners went to the race off with each category winner awarded, 1st, 2nd and 3rd with a Gold, Silver and Bronze coloured Mousetrap medal. The winners were:

CUB SCOUT SECTION

Fastest	1	Connor Whalen Beenleigh	Longest	1	Daniel Stolz Beenleigh
	2	Matthew Rub Beenleigh		2	Matthew Rub Beenleigh
	3	Kaleb Paterson Beenleigh		3	Lachlan McClure Beenleigh



SCOUT SECTION

Fastest	1	Liam Zimmerman Beenleigh	Longest	1	Nathan Rub Beenleigh
	2	Wade Wilcox Beenleigh		2	Wade Wilcox Beenleigh
	3	Joshua Hamblyn Beenleigh		3	Liam Zimmerman Beenleigh



Encouragement	Aaron Bradshaw Beenleigh Cubs
Cleverest	Tayla Burr Logan Village Cubs
Best Effort	Gavin Wolfdene Beenleigh Cubs



It was good to see so many racers brought to the track and all Youth Members, Leaders and Parents had a lot of fun over the 2 hours for the event. Beenleigh was awarded the Inaugural 'Scouttrap' racers plaque for 2010, however, it is hoped that in 2011 other worthy challengers will step up to take the crown!

Thanks to everyone that organised a fantastic event.



News & Events

LIVING THE PROMISE AT WEST CENTENARY

On Tuesday 12th October James Smith from West Centenary Cub Scout Pack (Jindalee) was presented with an Award for Gallantry, by Branch Commissioner for Cub Scouts, Robyn "Rikki" Devine.

"Awards for Gallantry are granted by the Chief Scout of Australia to uniformed Members of the Movement, and also Groups in the case of joint action, who perform acts of gallantry or heroism in attempting to save the lives of others and which may have involved a risk to themselves." (QBSI 3.5.5).

Earlier this year James helped save the life of a young lad who was drowning at a public swimming pool. Well done Jamie, "Living the Promise!" Making it a doubleheader, Rikki also presented ex-Cub Scout William Chandler with his Grey Wolf. William has now linked to the West Centenary Scout Troop and already completed an overnight hike with his patrol in D'Aguilar National Park.

Among honoured guests and parents attending this auspicious occasion was Assistant District Commissioner for John Oxley District, Neil "Kaa" Geddes, whose links to the Pack extend beyond his current ADC role. Not too long ago Neil was Akela at the Jindalee Pack for four years, during which time eleven Cub Scouts attained their Yellow Cords. He was proud to see the spirit of "Live your Promise" is still alive and strong in his old pack. What a fine body of the young and the younger.



ALGESTER SCOUT GROUP HELPS THE RSPCA

Earlier this month, the Joey Scouts, Cub Scouts and Scouts from Algester Scout Group came together to help the RSPCA. The RSPCA sent us a wish list of things they desperately needed for their shelters and our Youth Members began gathering donations.



This has become an annual event for the Cub Scouts, who decorate and take home paper bags to fill with donations. This year the Joey Scouts and Scouts joined in to make the event bigger and better than ever. Clare from the RSPCA came out to our den and the youth members listened to a presentation on "Cruelty – It's not ok".



Clare was very inspirational and everyone enjoyed the presentation and went home wanting to do more to help the animals. After the presentation we

passed all the gifts over to Clare, who this year decided to bring a larger car to take them all back to the RSPCA.

The donations will all be put to good use; even the bags the Cub Scouts decorated are sent out to the shelters. We look forward to receiving their wish list again next year.



NERANG CUB SCOUTS WORK HARD ON BADEN POWELL COLLAGE

The Nerang Cub Scouts have been hard at work with their finished product of Lord Baden Powell collage. This collage was incorporated in to their Visual Arts projects. They had a Ranger visit the previous week to explain about the good plants and the weeds as part of their theme of World Conservation.

Using the knowledge from the Ranger they did a 'treasure hunt' to find the everything they needed to make it. This picture has the Fleur de Lis made of wattle leaves and wattle flowers for the stars, the Australian flag made from Wattle flowers red leaves, purple mist flowers for the flag colour and yellow and white flowers for the stars, Nerang Scouts in the bottom left corner made from wattle, and a paw print made of gum nuts right bottom corner. They used stringy bark for the hat with deep green leaves, paper bark for the back ground, Gum leaves for the shirt, sand for the face, wattle for the scarf and bark for the woggle.

As expected they were thrilled with their handy work that only had a little parental help as it was a 'paste by number' exercise!



WAVELL HEIGHTS – SURVIVOR CAMP

On weekend of 23-24 October Wavell Heights Scout Troop participated in a Survival Camp at Murrenbong camp site. Preparation for the camp started a few weeks before when we had to make plastic shelters. A week before the camp we were given a list of things to bring and not to bring.



When we arrived at Murrenbong we were met by one of our Leaders who checked that we didn't bring things we weren't meant to bring. Lollies were confiscated! We then had to hike to the campsite. Once we arrived there we had to set up our campsite. We then had to go on the amazing race to find our food. To do this we had to decipher encrypted clues to find where to go.



When we arrived at Murrenbong we were met by one of our Leaders who checked that we didn't bring things we weren't meant to bring. Lollies were confiscated! We then had to hike to the campsite. Once we arrived there we had to set up our campsite. We then had to go on the amazing race to find our food. To do this we had to decipher encrypted clues to find where to go.

In the afternoon we had to build a raft from grass and bushes and plastic. We took the raft to the dam to test which we had a lot of fun doing and a great way to keep cool. Saturday night we had to cook our dinner on an open fire without utensils. The meal was chicken and vegies which was yummy. Jinki showed us how to cook fish in alfoil and paper. We all had some and it was delicious.



The next day after sleeping in homemade tent and being disturbed by possums we had to participate in the great food challenge where a member of each patrol took turns to choose a paper bag and had to eat what was inside. This could be anything from smarties and freddos to dolmades (stuffed vine leaves), stuffed bell peppers and "road kill" (tuna in tomato sauce). This was a lot of fun!



We went and cut a staff for each person, and had to trim them of the bark. We are going to wait till they dry a bit and then burn our names into them.

After having another swim we had to pack up and hike back to the start point. This camp was a lot of fun and I would definitely recommend it to other patrols.

We survived!

Submitted By:
Lachlan TThurlby



KARANA SCOUT TROOP VISIT EPRAPAH



Fourteen members of Karana Troop had a most enjoyable and educational day at Eprapah on the weekend. We skimmed the pond to see what creatures resided in the pond, this was very interesting and I am quite sure the Scouts could

have stayed there all day.

We discussed many issues ranging from natural disasters to caring for the environment. The latter generated much discussion with some wonderful ideas suggested of what we could use our recycled waste for. I feel we have a few potential scientists in the Troop.



The highlight for myself was the short walk through the bush to learn a little history about certain trees and to see the benefits of Weedbust. In one particular area where Scouts had cleared the lantana, up in a gum tree sat a male koala having an afternoon nap. Jean Powell then went on to explain how the clearing of the lantana actually helps the koalas move from one tree to another gave the idea of Weedbust a 'reason' to participate in the activity next year.

Thank you Jean and Judy. Karana will see you at Weedbust 2011.

BEAUDESERT VENTURERS LEARN LIFE SKILLS

Venturer Scouts from Beaudesert and elsewhere in Scouts' Gold Coast Region joined with Adult Leaders to attend the 2-day Remote First Aid course. Topics included CPR with mannequins, automatic heart defibrillators, emergency asthma management, bites and stings and went on to monitoring of casualties and handover to ambulance staff.



Highlights of the course were simulated multi-casualty "incidents" that included patients who were unconscious, fitting, had broken bones, burns or internal injuries. One scenario supposed that the casualties had fallen from a hot-air balloon; another featured a 4WD vehicle that had



run through a campsite. Venturer Scouts and Leaders also acquired skills in simulating injuries with makeup, blood and simulated wounds loaned from St John Ambulance.

"My brother had a tire-track right across his belly," said Venturer Scout Kieren Rice. "He went into shock from internal bleeding."

News & Events

WHITSUNDAY COAST CUBOREE ADVENTURE

After a couple of fundraisers and some money left over from the Jamboree we booked 4 Youth members, 1 Leader and 1 Adult Support Member to go to the 1st Qld Cuboree in Stanthorpe. With a concern of how to get them to and from the airport to Stanthorpe and accommodation the night before.

Thanks to Robyn Devine and her positiveness that our youth would get there somehow she gave me a contact number for Mark Dowsett. He was so helpful and guaranteed me that they would be looked after once in Brisbane and to go ahead and book the flights.



Mark organized originally that they stay at the Camira Scout Den or billeted out and that he would pick them up from airport at 8pm. We decided to stay at the Den instead of splitting the youth up, however at last minute Mark advised me that the den was not quite up to scratch and that a Leader from their Group had offered to put them all up for the night and had supper organized for them on arrival.

After setting off from Whitsunday Coast Airport, Bob from Concorde Buses (Mark's company) picked the Group up from the airport to Forest Lake where John then picked them up to go to his home. The next morning Tracy, their Group Leader turned up to say hi and welcome them and took them to meet the bus to Stanthorpe. On the way the bus broke down (not a Concorde) for approx 45 minutes before another bus came to take them on. It was a good chance to stretch their legs and have lunch.

They arrived with a few hours of daylight left, signed in and found their Earth Sub Camp. Found their tents and set up for the night, first night was very cool but not as cold as expected. The Cub Scouts all rose 1/4 past 6 next morning ready for breakfast (all 800 Cub Scouts sat and ate together for all meals).

Day 2 full day of activities of Labarynth which included a maze, building an electrical circuit and doing morse code, Science experiments with bicarb and vinegar balloons. After morning tea, rocket launching and making marshmallow pipe guns. Lunch and then the rodeo with makeshift bull riding, lasso the cow head and the leader for extra points. Painting horse heads, horse racing around the barrels with horse heads on sticks racing through over and under beams then lasso the moving cow.

The afternoon was spent at the circus with a sequence of 6 bases, juggling, hoola hoops, plate spinning, poi twirling, Diablo lessons and the ringmaster on stilts doing balloon animals. Totally exhausted back to base for change into warmer night clothes and ready for dinner and entertainment in the main hall. That night downpour of rain all night and still raining the next morning.

We awoke to find water on top of the grass, little did they know at the time they were very lucky as the sub camp, Fire and Space were nearly totally washed out, their tents had water in them and a river running through the middle of their camp. Earth was the

only sub camp on solid ground, Fire was underwater and Space were swimming in it (not literally, too cold).

With meetings going on everywhere to assess the situation they waited until breakfast to give the Cub Scouts the news, Cuboree 2010 has been cancelled. Irregular weather conditions and more storms and lightning were due over the next few days- Good decision I thought nothing worse than homesick wet miserable 9 year olds. As our group was the driest they were one of the last to be transported out.

I was contacted by Branch to advise me that the Cuboree had been cancelled and could I please organize my parents to collect their youth, I reminded them that we were from the Whitsundays and that we flew down and that flights weren't bringing them back until the Tuesday night. I asked if they could give me some numbers of some dens that they maybe able to stay at so they can have a few days in Brisbane or if they could stay at BP Park and join in some of the school holiday activities. I then spoke to my Leader and asked if she was happy to stay in Brisbane so the youth could still do some activities that we just don't have access to up here, I passed the message on to ask for some help in finding some where to stay and for her to keep in touch with me when we found something out.

In true scouting spirit we were looked after again, fortunately the youth must have been on good behaviour as John & Louisa offered to look after the Group again until they were due to fly home. Tracy the Group Leader had organized a day out at Southbank in Brisbane with packed lunches an exciting train trip ride in and a visit to the Science exhibition, on the way to a park they had a ride on the Ferris wheel and then had lunch.

The Cub Scouts had a swim in the swimming lagoon until it was time to board their awaiting Concorde bus just for them. They went back to the house for dinner and their last night in Brisbane and then the next morning had been organized for a bus to pick them up and take them to a zoo and playing park with packed lunch again and then delivered to the Airport.

A big BRAVO to John & Louisa before they left for the park and to pass on many thanks to Tracy for making our stay so welcoming and if they are ever in our area needing assistance we would be only too happy to extend the same hospitality to them. I had told both Helen and Sandra to pay for whatever was needed to make the last few days memorable for the youth so they didn't come back disappointed with the weather distruction and we would make up for it with our Christmas fundraising.

Both Helen and Sandra advised me that no one would take any money, I personally want to thank all the people that made this possible and their generosity went far and beyond any expectations.

Thanks to CAMIRA SCOUT GROUP

John and Louisa D'Archambaud, Barbara, Matthew & Joshua - Accommodation and meals Tracy & Mark Group Leader - Meals, entertainment and transport Mark Dowsett- Transport Robyn Devine- assisting with confidence to get youth on the Cuboree

Submitted by: Kathy Ball

Group Leader— Whitsunday Coast Scout Group

Chief Commissioner

Maurice J Law, AM
Chief Commissioner of Queensland



Since I last wrote an article for Encompass I have been away on holidays for the first time since I became Chief Commissioner.

As part of that holiday I did a 21 day coach tour of Europe. There were 44 other people on the bus excluding Kay and myself with eight coming from Canada, the USA and New Zealand. Knowing I was going to do a coach trip I was determined I was going to be comfortable during that trip so I took away with me some of my Scout t-shirts. This included a couple of Jamboree t-shirts, a Brisbane Gang Show t-shirt and a Rover Section t-shirt.

It soon became quite obvious to me, because of the number of questions I was asked, that not many people on the tour knew much, if anything, about Scouting. By the end of the tour it became very obvious to me that not one of the people on the tour was involved in any sort of community service organisation.

A couple of people have grandchildren in the Association within Australia and were very quick to tell me about how their grandchildren loved being part of the Movement.

On a number of occasions I asked the question as to why they were not involved and on every single occasion I got the response "I've never been asked".

Considering the fact that within the Queensland Branch we have for the last twelve months directed our promotional activities towards the recruitment of additional adult leaders I could not help but think how many other adults in the community are not part of Scouting either in a leadership or support role purely and simply because "they have never been asked".

Whilst this was a very small sampling maybe it does say to us that we should be prepared to ask the question more often, after all, the worst that can happen is for the person to say they are not interested.

Just prior to going on leave I attended the inaugural Queensland Branch Cuboree. What a tremendous activity for the Cub Scout Section. I extend my warmest congratulations to the organising committee for the tremendous amount of time and effort that they put in to organising this event. It is indeed a shame that the event had to be brought to a conclusion prior to the time planned because of unseasonal weather conditions.

When something like this incurs it brings out the best and the worst of people. Unfortunately we experienced some instances of the worst but fortunately they were well and truly outweighed by the best and extremely supportive behaviour that came from the majority of our leaders. I was privileged to see and be part of the family of Scouting working together, despite the adverse conditions, to ensure that we did the best that we possibly could for the Youth Members present and to ensure that, despite the activity did not run to its scheduled conclusion, our Youth Members took away memories of a great Cub Scout activity.

Once again a very sincere congratulations to the members of the

organising committee and a special thank you to all those leaders who assisted in making sure that the move out from the camp ran as smoothly as possible.

Since returning home I have also attended the first Jamboree Consultative Committee for AJ2013. This committee includes the members of the Jamboree Executive Committee and the Contingent Leaders from each of the Branches.

On this occasion we were also pleased to have in attendance the Chief Commissioner of Australia, Mr Reg Williams.

I believe that the foundation for AJ2013 has now been securely set and that the Contingent Leaders have the information that they require to go back to their Branches and commence the planning for their contingents.

All were exceptionally pleased with the venue we have chosen for AJ2013 and look forward to being in Queensland from 2 to 12 January 2013 to participate in the Jamboree.

We were also pleased to have the Mayor of Fraser Coast Regional Council attend the opening sessions of the conference to welcome our interstate visitors to Queensland.

Pieter and his team now have hard work in front of them but I am sure that with the experience we have in our Jamboree Executive Committee no challenge will be too great.

It's great to be back home and back into my Scouting role and I look forward to the next time I meet you somewhere along the Scouting trail.

Until that time I wish you good Scouting.



The *Australian Scout Song Book* has been revised, redesigned and reprinted with more than 150 songs in a 128 page publication.

\$18.80 RRP (including GST)



Deadline for the next issue LAST ISSUE FOR 2010

The next deadline for articles is

3rd December 2010

Submit your articles to
encompass@scoutsqld.com.au



Hi there!

This year has just flown by and here we are thinking about calendars for 2011. Just a couple of things I would like you to think about re 2011.

Remember that at the National BC JS meeting it was decided that 80% of Joey Scouts and Joey Scout Leaders would participate in a campfire during the month of June 2011. The participation for a JSL would need to be leading a song or activity at the campfire. As yet the Branch JS Team has not made a firm decision about a big campfire somewhere – maybe BP Park but I would encourage you to think about a District or Region activity. It would be great if you could factor a campfire somewhere in your planning for June. This means that you will need to teach songs to your Joey Scouts in the weeks and months leading up to June.

Another activity we hope to re-introduce next year is 'Bring a Friend'. I know that some of you already do that but it could be new to some leaders. In the past a booklet has been produced for 'Bring a Friend'. We are talking about this at present and hope to have something out to you mid-year. Because Joey Scouts in Queensland will celebrate twenty-one years on 1 October we are thinking programs to celebrate that achievement will be appropriate. There will be a new Joey Scout blanket badge produced for the occasion.

Recently I had the opportunity to attend the Wonargo Revue in Brisbane North Region. It was a great show with the participants and the audience really enjoying the show. Wonargo runs each October at Flower Street, Northgate. There are Joey Scout and Cub Scout matinees as well as evening performances. It would be worthwhile considering a visit with your Joey Scouts when you are organising your program for next year. I'll look forward to seeing some of you and your Joey Scouts there.

Meanwhile have fun with your Joey Scouts!

CHRISTMAS VOTIVE CANDLEHOLDER

Recycled baby food jars are transformed into elegant votive candleholders for the holiday season.

You will need:


- Baby food jar
- ¼ - ½" wide Christmas ribbon
- Scissors
- Paint, optional
- Paint brush, optional
- Tea light candle



Instructions:

1. Wrap a Christmas ribbon around the neck of a baby food jar.
2. Optionally, paint holly berries/leaves on jar body (sparingly).
3. Let dry.
4. Place tea light candle inside jar.

Christmas Tree Maze



CHRISTMAS HANGER

Materials

- Acrylic paints and brushes
- Wooden ice-cream spoons
- Clear acrylic sealer
- Wood glue
- Spring-action clothespins
- 3-foot strip of 1-inch pine lattice (or a yardstick)



Instructions

1. First, paint the wooden spoons to look like Santa and elves then add a coat of clear sealer. When dry, glue each spoon onto a clothespin (the clip end should be down at Santa's and the elves' feet).
2. Paint the strip of lattice. When dry, evenly space and glue the clothespins in place along it. To hang, either nail the lattice to the wall or tie a long piece of ribbon to both ends of the lattice and suspend it from a nail.

Cub Scouts

Robyn Devine (Rikki)
Branch Commissioner (Cub Scouts)
bc.cubscouts@qldhq.scouts.com.au



Cuboree Update

A month on and it has been an interesting process to match lost property to owners, wind up accounts, review systems, prepare reports and of course regroup with the families we have allowed to be neglected (that is our own during the lengthy Cuboree lead up!) – follow up on correspondence and attempt to collect and sort the many photos of this fantastic event.

I thank you all for the feedback and the many congratulatory letters, cards, emails and conversations they have boosted and enthused us all no end. The constructive criticism is always welcome, we do not sit on any pedestals and we know as with any event there needs to be review, revise and reenergise practices. We will have the promised survey for feedback out shortly to assist with planning, the Cuboree Executive are reviewing dates and venues for the next event and preparing reports to our Chief Commissioner.

There have been a few people enquiring about possible refunds (those that know me well know I like to use positive statements so I use 'enquiring' however the reality is some have demanded in not very friendly terminology) however I would like to address these concerns.



As you would have correctly identified our initial concerns were ensuring that Scouts Qld people including the Cub Scouts were removed safely and that equipment was also relocated to its proper homes at the early conclusion of the Cuboree.

The Cuboree Executive is currently in the process of finalising costs with our suppliers negotiating refunds as possible and reimbursing volunteer costs for activities etc. Once this process has been gone through – as you can image an event this size there is a larger timeframe than a Pack holiday to consider. We will then be able to see what the actual Cuboree expenditure was – then recommendations can go to Scouts Qld Finance Executive – as you can imagine we need to ensure proper auditing and accounting practices are best managed as it is public monies that we were accessing for the Cuboree.

The outcome will then be advised to the Cuboree families, we are very conscious of the costs of Scouting to our families and try to keep them to a minimum, in comparison to other youth activities we do manage this well. At this stage it is too early in the negotiations with suppliers in particular to say what outcome – but please know we will be doing our best to have a fair and equitable result. Please pass this information onto any people with these concerns that do not access to Encompass – thanks.

Training

Thanks to all the many new Leaders to Cub Scouts that been attending the various training weekends throughout the State, I have been fortunate to be part of some of these lately and am absolutely inspired by the enthusiasm and initiatives that you do to provide quality programs to our Youth Members.'

The experienced Leaders are great mentors so ask them for support; they may think you don't need it if you don't ask. I know that reaching out is not always an easy option as many Cub Scouts Leaders tend to be 'control freaks' to say the least – it appears to go with the role! But it is truly an amazing experience when we work together - the Patrol System is not restricted to the Scout Section. Use the resources around you and you WILL feel less isolated, more invigorated and will gain more skills that WILL assist you in your role. Therefore you will enjoy the experience more, if you aren't having FUN then ask yourself why?

Reflection

AS the year begins to race towards its end, this is a great time to reflect, share with the families the fun of their Cub Scouts development, plan for the next year, and identify what still needs to be finalised. It's also the time to thank yourselves for a job well done, thank your own families for their support, thank the Cub Scouts for joining the Scouting journey and identify where you want 2011 Cub Scouting to go – remember FAIL TO PLAN – PLAN TO FAIL.

LOST AT CUBOREE

William's Camp blanket is missing on the return from Cuboree. This is of sentimental value to my Cub Scout.

A Red-Brown blanket sewn as a cape with several campsite badges and the large St John's First aid badge sewn on to it.

Contact Cub leader Julie
0419 716254
Email: cubcleveland-qld@gmail.com



\$2.50 each + P & H
(if applicable)

Order now to avoid
disappointment!



JOTA/JOTI

It's great to get around and see the way different Troops participate in JOTA (Jamboree of the Air) and JOTI (Jamboree of the Internet). These two events occur simultaneously around the world on the 3rd weekend of October and they reinforce how Scouting has reached all corners of the globe.



JOTA is based around radio communication and with a little technical assistance Scouts are soon talking to Scouts in faraway places. You don't need to own trailer loads of expensive radios and aerials, a call to the local radio club will usually yield a very warm welcome.

Scouts also have the opportunity to participate in the radio operators licensing scheme and earn one of the special badges if they successfully obtain a licence. JOTI is similarly based around communicating with Scouts but with a different technology. It uses Internet Chat Relay (IRC) as the medium and there are number of different chat rooms available depending on what languages you type.

At its peak there are over 4000 Scouts chatting at one time. The chat rooms are moderated by Scout Leaders so this affords some protection but you should never give out personal details. As JOTI doesn't suffer the interference and range issues of a radio this method yields conversations to many different parts of the world.

Some software presents the conversation in a very interesting way such as the one in the photo which shows the ongoing conversation as a comic strip. The way Scouts participate in JOTA/JOTI ranged from a large scale camp to a sleepover at the den or even just a Patrol meeting at the home of one of their members. When your Troop Council meets to plan out next years program give some consideration to participating in this event if you haven't done so before.

Patrol Leaders

A few questions have been raised regarding the election of Patrol Leaders. This is one of the tasks of the Troop Council. The Troop Council is made up of the current Patrol Leaders and the Scout Leader only. You may from time to time invite Assistant Scout Leaders or Assistant Patrol Leaders to attend the Troop Council but this is by invitation only and they have no voting rights. You will find that you are able to hold a very frank and factual conversation with the Scouts and they will give the matter very thoughtful consideration.

The final decision is by a vote of the Troop Council and as the Scout Leader you have only one vote so sometimes your skills of persuasion may be put to the test. To empower the Patrol Leaders with this responsibility is a vital part of their development at this age so please don't jump up and down like a flea in a fit if the vote goes

against you. I've always found that the trust and respect you offer to your Patrol Leaders will be returned ten fold.

The selection of Assistant Patrol Leaders is a task for members of that Patrol only. It does not guarantee a succession to the position of Patrol Leader once the existing Patrol Leader moves on to Venturer Scouts. However if a considered decision is made and the Assistant Patrol Leader receives the appropriate support and ongoing training they are usually the obvious choice for the Troop Council.

Long Term Planning

The year is rapidly drawing to a close so if you haven't done so already it is now a good time to put together your long term plan for next. Branch, Region and District calendars should now be available so make sure your Patrol Leaders get to see these and decide what larger scale activities they might like to participate in. Don't forget that the basic unit of the Troop is a Patrol so there should be plenty of opportunity for Patrol camping and activities in the program. Not every activity has to be bigger than Ben Hur, a simple Patrol camp or Troop camp (with Patrols scattered to the four corners of the campsite) can be one of the most valuable activities you can do.

Make sure you allow for the progression of the Patrol as a whole through the award scheme. The award scheme is geared towards Scouts at Pioneer, Explorer and Adventurer level getting something out of any activity. Sometimes it becomes necessary to put together an "activity Patrol" together but this should be the very last resort and certainly not a regular occurrence. One thing you shouldn't forget to put into the program is ADVENTURE.

If you need a little bit of inspiration or fresh ideas then have a chat to other Scout Leaders at your DTM's and share ideas and programs. There are also plenty of books available and a wealth of information on the internet. Some sites that you might be helpful are:

Scouts Canada program builder: <http://pbo.scouts.ca/pol>

'The Dump': <http://www.thedump.scoutscan.com/scouts.html>

The MacScouter: <http://macscouter.com/>

Scoutbase UK: <http://www.scoutbase.org.uk>

"Show me a poorly uniformed troop and I'll show you a poorly uniformed leader." - Sir Robert Baden-Powell



80 cents each
+ P & H
(if applicable)
Available now!



Australian Venture 2012

Last month I asked for volunteers to be part of the Contingent Planning Team for AV2012 (Wilddayz) and I am pleased to report that people did indeed volunteer. We are working on the contingent budget with options of, taking part in a five day pre-Venture tour, and having the contingent organise your transport to and from the Venture.

As is traditional, we will have a contingent badge and so I am now calling for design ideas for that badge. The badge needs to be 108 mm high and 78 mm wide in the shape of a stylised Queensland. Have a look at the design of the AV2009 contingent badge.



The badge needs to include "Queensland Contingent", "AV2012 Tas", and "Wild Dayz Venture". Please encourage your Venturer Scouts and Units to send design ideas to me at av2012.qld@gmail.com or PO Box 520, Too-wong, 4066 by 1 December. The reward for the winner will be some fame and the thrill of seeing the design worn by all Queensland Contingent members.

Award Scheme Requirements

I am pleased to see that the number of Queen's Scout Award nominations appears to be growing year by year, and I hope this is the tip of the iceberg of Venturer Scouts having a go at the challenge of the award scheme. I also hope that Units are developing their programs to help all Venturer Scouts to attain the Venturer Award with not much more individual effort than just participating in the program.

There is however an issue of responsibility with regard to standards that Unit Councils, District Venturer Scout Councils, and Region Venturer Scout Councils need to keep in mind when encouraging Venturer Scouts to do badge work. The badge work requirements are set out in the record book. I wrote in Encompass of this year about errors in the seventh edition of the record book that were being corrected in the eighth edition, which is now on sale. The main two changes are in relation to the scope of Outdoor (at Venturer Award level and Queen's Scout Award level) making it different from Pursuits and Lifestyle, and some significant editing of Queen's Scout Award level Service. Please take the time to identify those changes and discuss them with your Unit and District/Region Councils.

Recognising that the requirements are those expressed in the record book, please encourage your Venturer Scouts to read the particular sections about a badge fully before proposing something to the Unit Council. This includes the *scope* statement that sets the tone for the badge work. So, when a Venturer Scout is planning an expedition, let's make sure they recognise it is about challenge and putting into action the training they have received. This means that walking along a beach for all or much of a day should not be an acceptable proposal because though it might be tiring it does not

constitute a challenge, nor is it particularly memorable in the good sense. When the record book says "x hours over a y month period", the purpose of the extended period is to encourage the Venturer to develop habits, to grow in confidence and competence, to gain feedback from the examiner, and give him or her time to reflect and plan between sessions. The purpose is not to get it over and done with as quickly and expeditiously as possible.

Note also the differences between badges where the structure of the requirements look similar. For example, at the Venturer Award level, both Citizenship and Ideals require a **minimum** of ten hours of effort, but Citizenship requires the completion of four tasks implying an average time commitment of 2.5 hours per task, while Ideals requires the completion of three tasks implying an average time commitment of closer to 3.5 hours per task. Vocations, though a Venturer Award level badge, requires a minimum of twenty-five hours of effort.

Finally, get your Venturer Scouts and Unit Councils to read the requirements and look for the details. Where it says visit two places, or examine and report on three careers, or investigate (a) and (b) and (c), make sure the two places visited, or the three careers examined, or the three parts investigated are clearly identified in the record book, before the Unit Council signs off that all requirements have been completed

Dates (a partial list)

November

13-14 ARCADEA – Nanango

24 Branch Venturer Scout Council teleconference

December

3-5 Noosa Venture – Noosaville

SCOUT BUSINESS CARDS

Looking for a great way for new members to remember your details the business cards are the key. Scouts Queensland is offering leaders the chance to order business cards.

The cards are priced at \$80 per 250 and are available for ordering on the member's only area on the Scouts QLD website. Please note business cards can only be ordered when order minimums have been reached. For more information please email marketingmanager@scoutsqld.com.au or call 07 3721 5712.

Shaun Sandilands

Marketing and Promotions Manager





INTRODUCTION TO ROVERS – SUNDAY 21 NOVEMBER

Next course - Sunday 21 November 8am to 1pm
Venue - Aspley Scout Den (Marchant Park, Elison Road Aspley)
RSVP to training@qldrovers.org.au or chair@qldrovers.org.
Note: Intorduction to Rovers will finish in time to attend Cage's BP presentation at 2pm at Lawnton Den



Test'n'Tracks Moot) Oct 2010 @ Qld Raceway (Moreton Region Event)

Over 50 Rovers and 8 Bash Cars participated in this years TNT. The event is designed as a training activity to familiarise Rovers with the vehicles and to give crew members an opportunity to learn how to safely drive theses unique vehicles!



BANANA BASH 2011 COMMITTEE

Kyle Zink is the Chairman for Banana Bash 2011. This year's Banana Bash committee have many challenges before them including finding a non-

Scouting site to conduct the event, addressing environmental issues and ways of broadening the appeal of this activity to also include non-bash car activities within the program.



If you are interested in joining the committee or have any ideas or suggestions for next year's Banana Bash you can contact Kyle on 0437 020 071 or stimp91@hotmail.com.

FUTURE DATES

Rover Section Review 2020 Qld's Say – 6 Nov BP Park
QBRE Mid Term Conference – 5-7 Nov BP Park
QBRE Meeting – 21 November - QSC – 7pm
Noosa Venture 3-5 December
Ausmoot Woodhouse Dec 2010 – Jan 2011 – South Australia

SOUTHPORT SCOUT DEN

Fancy a weekend stay at Qld Rovers Southport Den? The Den is set up with basic kitchen, toilet and shower facilities and could be just the thing for your next weekend away? For more information Contact Rowan Yates on 0421 928 507



OZ MOOT – “The Bird is the Word” – It's still not too late to JOIN IN THE FUN!

The 18th Australian Rover Moot will be held from 30 December 2010 till 11 January 2011 at Woodhouse Scout Campsite in South Australia. Attending a Rover Moot is a once in a lifetime event, not to be missed! For more information, contact Contingent Leader Shaun Sandilands or visit the moot website www.ozmoot.com

HAS YOUR CREW ADVISED IT'S CONTACT INFORMATION

Does QBRE have a nominated mail, phone and electronic contact point for your Crew?

QBRE is particularly keen (at the very least) to collect a crew contact email, phone number and meeting time/date from each crew. Updated crew contact information can be sent to deputy@qldrovers.org.au

HAVE YOU JOINED THE QLD ROVER WEBSITE

If you have not joined the Queensland Rover Website, it's easy to join, just log onto the Qld Rover Website and follow the simple instructions. If you have any problems logging on or aren't receiving emails, contact coms@qldrovers.org.au

QBRE CONTACTS

Chairman Shaun Sandilands chair@qldrovers.org.au
Deputy Chairman deputy@qldrovers.org.au
BC Rovers bc.rovers@qldhq.scouts.com.au 0419 704 729
Rover Website www.qldrovers.org.au



Great Christmas Gift idea



Gerber Black Clutch Mini Pliers with Tempo LED
Battery Light in faux leatherette Gift Box
\$39.95 each (+p&h)

Available mid November – orders taken, limited quantity.

TECHNICAL INFORMATION

<p>Overall Length: 10.5cm, Closed Length: 6.5cm Weight: 63g Components: Needle-nose pliers, knife blade, file, nail cleaner, small & medium flat blade & crosspoint screwdrivers, tweezers, bottle opener & key ring attachment</p>	<p>Lightsource type: L.E.D. Lightsource Life : 100,000 hours Output Colour: White Output Lumens: 7 Distance: 9m Battery: 1 x AAA Weight: 31g</p>

Youth Awards



CONGRATULATIONS

Queensland Branch is pleased to announce the awarding of the following awards

JOEY SCOUT PROMISE CHALLENGE

Michael Dennison Pimlico Mundingburra Scout Group
Hayden Lamb West Centenary Scout Group

AUSTRALIAN SCOUT MEDALLION

Trent Ricks Kirwan Scout Group
Mitchell Peisker Sunnybank Scout Group
Daniel Paxton Sunnybank Scout Group

VENTURER QUEENS SCOUT AWARD

Andrew Payne Crows Nest Scout Group

KARANA'S FIRST QUEEN'S SCOUT

Congratulations to Crystal Goodacre from Karana Downs who has become the first recipient of the Queen's Scout Award in the Group's twenty – five year history. Crystal's success was celebrated by her family, friends, peers and Leaders from her time in Cub Scouts, Scouts and Venturer Scouts.

Crystal spent much time helping others in the movement and most notable was the three years she spent helping at the annual Agoonoree camp.

The Karana Downs Community is justly proud of her achievements.



SIBLINGS ACHIEVE TOP AWARDS

Toowoomba siblings Natasha and Nicholas Siebuhr have each achieved the highest award within their sections. Both children belong to the 2nd Toowoomba Scout Group and each received the top awards within two weeks of each other.

Nicholas earned the Australian Scout Medallion and received the Medallion at Queensland Scout Centre on Sunday, August 29. Natasha earned the Queen Scout Award and was presented with her award at Government House in Brisbane on Monday, September 6.

Natasha's award was presented by the Acting Governor of Queensland, Mr Paul de Jersey, AC.



GREY WOLF AWARD

Luca Parfitt	Samford Scout Group
Sophie McLuckie	Shailer Park Scout Group
Aidan Hodder	Shailer Park Scout Group
Teigan Ireland	Shailer Park Scout Group
Ella Wright	Mackay City Central Scout Group
Anastasia Gregory	Majestic Park Scout Group
Benjamin Priddle	Victoria Point Scout Group
Dylan Barrett	Everton Park Scout Group
Sean Larney	Moggill Scout Group
Rebecca Bull	Moggill Scout Group
Ethan McKerrow	North Ipswich Scout Group
Hannah Cripps	North Ipswich Scout Group
Christopher Bates	Pittsworth Scout Group
Madison Pain	Alger Scout Group
Joshua Martin-Edwards	Alger Scout Group
Rochelle Chrzanowski	Alger Scout Group
Sophie Rood	Alger Scout Group
Callum Wright	Alger Scout Group
Zachary Kollman	Kirwan Scout Group
Hailey Smith	Kirwan Scout Group
Caitlin Towers	Jimboomba Scout Group
Brayden Battelley	Jimboomba Scout Group
David Cameron	Jimboomba Scout Group
Thomas McBryde	Kirwan Scout Group
Jackson Langenberg	Boondall Scout Group
Hamish Chappell	Boondall Scout Group
Joseph Popple	Biloela Scout Group
Stephen Meaby	Baddow Scout Group
Adam McAusland	The Gap Scout Group
Cara Jackson	St Johns Wood Scout Group
Matthew Dennison	Pimlico Mundingburra Scout Group
Kael Walter	Tolga Sea Scout Group
Rogan Fox	Tolga Sea Scout Group
Rio Thomas	Tolga Sea Scout Group
Nathan Snow	Tolga Sea Scout Group
Fynlay McGavin	Wahminda Park Scout Group
Michael Wright	Wahminda Park Scout Group
Olivia Carrillo	Wahminda Park Scout Group
Ky Kling	Mission Beach Scout Group

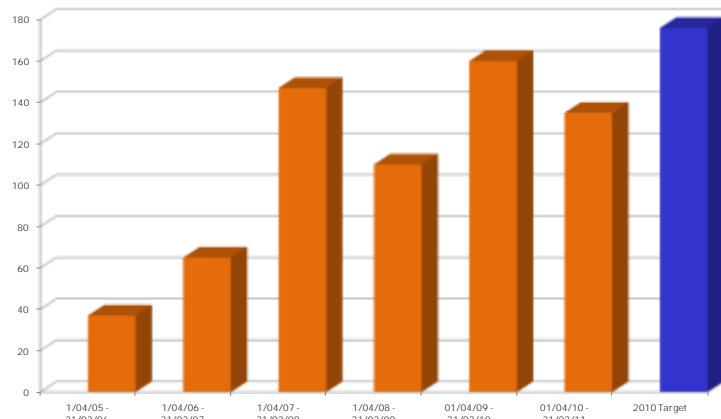


QUEEN'S SCOUT WOGGLE
\$8.50 + P & H (if applicable)

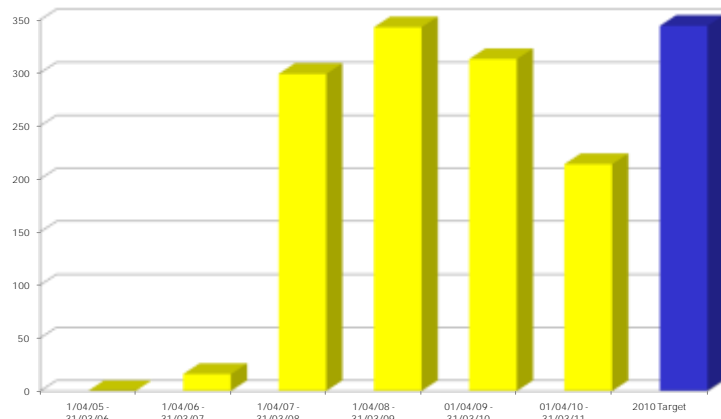
Youth Awards



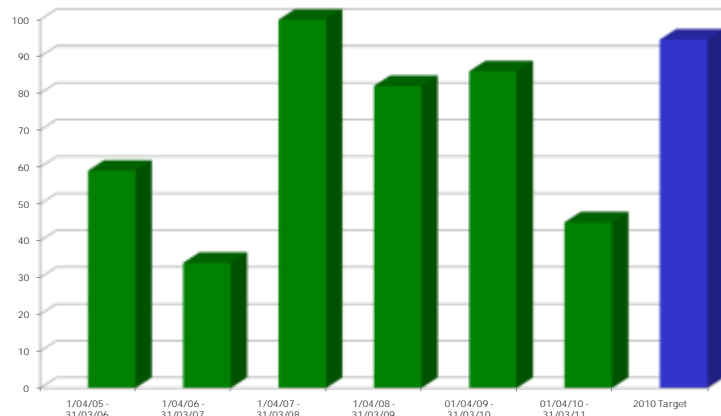
Joey Scout Promise Challenge



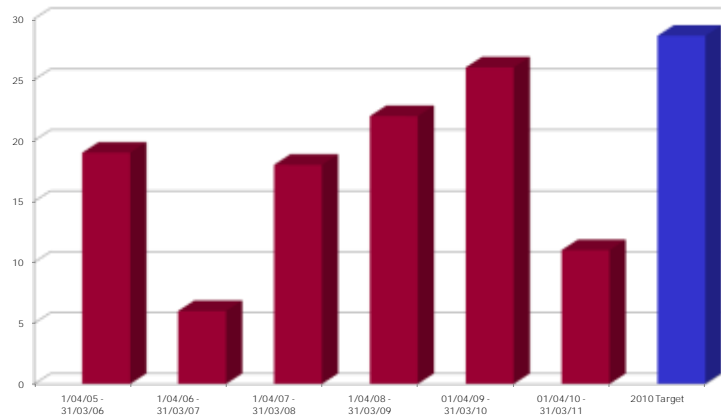
Cub Scout Grey Wolf award



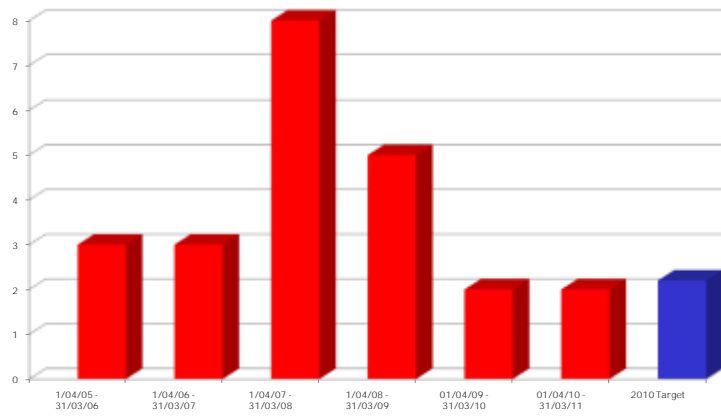
Scout Australian Scout Medallion



Venturer Scout Queen Scout award



Rover Baden-Powell Scout award



PLEASE NOTE:

The following forms are required to be submitted for the Youth Award badges to be processed and issued:

- D9—Joey Scout Promise Challenge Application
- D8—Request for the Grey Wolf Award
- D7— Australian Scout Medallion Nomination Form
- D1—Queens Scout Award Recommendation
- D10—Nomination for the Baden Powell Scout Award

All forms are available in the Members Only Area of the Scouts Queensland Website.



BADEN POWELL AWARD PIN
\$6.95 each + P & H (if applicable)

Also available
BADEN POWELL AWARD PENS
(in presentation case) \$20.00



QUEEN'S SCOUT LAPEL PIN
\$6.95 each + P & H (if applicable)

Also available
QUEENS SCOUT AWARD PENS
(in presentation case) \$20.00

Training

Dates are subject to change throughout the year



Please Note New Training Fees applied from 1 January 2010—Refer to Application forms on Website for the 2010 fees.

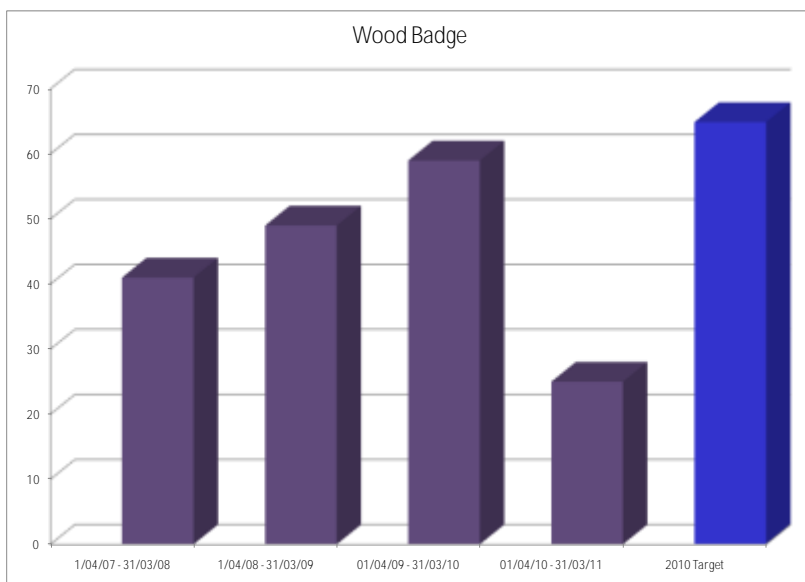
Course #	Venue	Start Date	End Date	Closing date
Canoeing (Flat and Undemanding Water) Level 1				
1051012	Brownsea Water Activity Centre	27-Nov-10 (Sat)	28-Nov-10 (Sun)	5-Nov-10 (Fri)
Canoeing (Flat and Undemanding Water) Level 2				
1061013	Allawah Campsite	4-Dec-10 (Sat)	5-Dec-10 (Sun)	12-Nov-10 (Fri)
Cub Scout Skills Training 3(new)				
5121010	Barrabadeen Campsite	26-Nov-10 (Fri)	28-Nov-10 (Sun)	5-Nov-10 (Fri)
Joey Scout Skills Training 3(new)				
5021009	Barrabadeen Campsite	26-Nov-10 (Fri)	28-Nov-10 (Sun)	5-Nov-10 (Fri)
Kayaking (Flat and Undemanding Water) Level 2				
1081010	Allawah Campsite	4-Dec-10 (Sat)	5-Dec-10 (Sun)	12-Nov-10 (Fri)
Leadership Training 3				
4491014	Baden-Powell Park	26-Nov-10 (Fri)	28-Nov-10 (Sun)	5-Nov-10 (Fri)
LOA Skills Training 3 (new)				
5521010	Barrabadeen Campsite	26-Nov-10 (Fri)	28-Nov-10 (Sun)	5-Nov-10 (Fri)
Module 4 Train the Trainer (2010)				
2831003	Brisbane North Region Headquarters	5-Dec-10 (Sun)	5-Dec-10 (Sun)	12-Nov-10 (Fri)
Rover Skills Training 1 (new)				
5401001	Queensland Scout Centre	13-Nov-10 (Sat)	14-Nov-10 (Sun)	8-Nov-10 (Mon)
Rover Skills Training 2 (new)				
5411001	Queensland Scout Centre	13-Nov-10 (Sat)	14-Nov-10 (Sun)	8-Nov-10 (Mon)
Rover Skills Training 3 (new)				
5421001	Queensland Scout Centre	13-Nov-10 (Sat)	14-Nov-10 (Sun)	8-Nov-10 (Mon)
Scout Skills Training 3 (new)				
5221010	Barrabadeen Campsite	26-Nov-10 (Fri)	28-Nov-10 (Sun)	5-Nov-10 (Fri)
Skills update Abselling Level 2 (Artificial Surfaces)				
1301003	Karingal Campsite	27-Nov-10 (Sat)	27-Nov-10 (Sat)	5-Nov-10 (Fri)
Specialist Outdoor Activities Skills 1				
5601028	Brownsea Water Activity Centre	26-Nov-10 (Fri)	27-Nov-10 (Sat)	5-Nov-10 (Fri)
Specialist Outdoor Activities Skills 3				
5621002	Barrabadeen Campsite	26-Nov-10 (Fri)	28-Nov-10 (Sun)	5-Nov-10 (Fri)
Venturer Scout Skills Training 3(new)				
5321009	Barrabadeen Campsite	26-Nov-10 (Fri)	28-Nov-10 (Sun)	5-Nov-10 (Fri)



CONGRATULATIONS WOOD-BADGE

Pleased to announce the awarding of the Woodbadge to the following Members.

Peter Pulbrook Murrumba District
Allan Mortensen Albany Creek Scout Group



Administration & Communications



Queensland Scout Centre Christmas closure period



Please note that The Scout Association of Australia, Queensland Branch Inc office (Queensland Scout Centre, 32 Dixon Street, Auchenflower) will close at **11am Thursday 23 December 2010** and reopen **Tuesday 4 January 2011**.

Thursday 23 December 2010	Close at 11am
Friday 24 December 2010	Closed
Monday 27 December 2010	Closed
Tuesday 28 December 2010	Closed
Wednesday 29 December 2010	Closed
Thursday 30 December 2010	Closed
Friday 31 December 2010	Closed
Monday 3 January 2011	Closed
Tuesday 4 January 2011	Open

UPDATED BLUE CARD FORMS AVAILABLE NOW!

The Commission for Children and Young People and Child Guardian have released updated Blue Card forms for the Association. The updated forms are available from the Branch website on the Forms page.

Blue Cards issued for applications received after 1 April 2010 will now be valid for three years, instead of two.

A new form "Exemption card application form" is now available for Registered teachers and Police Officers. This form exempts the requirement to be issued with a Blue Card whilst registered as a Teacher or a Police Officer. See the form for more information.

UNKNOWN BLUE CARDS RECEIVED

We have received Blue Card information from the Commission for the following people, however there is no record of their involvement with Scouting as a Member or an Adult Helper. If any of the people listed below are attached to your Formation please contact the Adult Membership Support officer immediately. Failure to determine where these people are attached to will result in advice to the Commission of their non involvement with Scouting in Queensland. Contact the Adult Membership Support officer on 3721 5732 or adult.membership@scoutsqld.com.au

GILL, Michael John
MURPHY, Marlene Frances
NAIDOU, Sandra Marie
LAMB, Shane Daniel
BURLEY, Shayne Randyn
PURDY, Jolanda Dana
WILSON, John Phillip
BAXTER, Kathryn Louise
BASS, William Richard
YOUD, Lisa Ann
ETON, David Kenneth
WILSON, Jennifer Anna
HARRISON, Penny Leonie
COLLINGWOOD, Cheyne Debra
MCLEOD, Shane Geoffrey
JOHNSTON, Kane Edward
CROSS, Gary James

CHARTERED FORMATIONS

The following Formations have become Chartered or rechartered during the month:

Caboolture Scout Group
 Narangba Scout Group
 Kawana Scout Group



UPDATED FORMS

The following forms have been updated on the Scouts Queensland Website in the Members Only Area. To download these forms you need Adobe Acrobat Reader. Download free from <http://www.adobe.com>

Form	Description	Issue	Date
A49	Appointment as a PLA	9	10/10
A69	Application for approval as Group Auditor	2	10/10
A71	Diploma application form	5	10/10

"Called to higher service"

How to ensure that Members who have been Called to Higher Service are resigned appropriately in the Scout Membership System (SMS). Please note that Group Leaders are not able to mark Members as deceased in SMS.

An email should be sent to the Branch Headquarters' Adult Membership Support Officer on adult.membership@scoutsqld.com.au who will then ensure that the Member is resigned appropriately and that no further communications are sent to the deceased's family.





International Scouting involves relationships with other National Scout Organisations (NSOs) around the world. These relationships involve international events and projects, the Scouts International Student Exchange (SISEP), Jamboree On The Air / Jamboree On The Internet (JOTA/JOTI), and the Pen-Pal Program. International Scouting is also about developing Scouts' awareness of their place within the worldwide Movement.



The World Organisation of the Scout Movement (WOSM) is split up into five regions, and Scouts Australia is one of 25 National Scout Organisations in the Asia-Pacific Region (APR). Scouts Australia has Members actively involved in APR committees and sub-committees, and also helps developing countries in the Asia-Pacific Region by providing support and specialist people and skills to assist them. Projects include:

- Sending trainers to a number of Asia-Pacific countries to help run training courses;
- Supporting service projects in the Asia-Pacific Region and working with other NSOs to achieve a common goal for the Association;
- Scholarships for developing countries to assist youth Members from those Associations to attend Australian events such as Jamborees, Ventures and Moots.

"When you join a Patrol you become part of a worldwide brotherhood in which every member has promised to keep the Scout Law. Because of this it doesn't matter if they speak different languages, are of different colours or hold different religious beliefs. When you meet Scouts at large gatherings, remember that they are your brothers and show by your actions that you regard them as friends"
- Lord Robert Baden-Powell, Founder of Scouting



International Camp Staff Program

Each year, the Boy Scouts of America invites Scouts and Scout leaders ages 18 to 30 from around the world to come to the United States spend the summer as an International Camp Staff member of a BSA summer camp or Cub Scout day camp. The days are long and hard. But the trip and what you see and do can be an exciting time of your life.

As a camp staff member, you will

- Spend 8 to 11 weeks as a member of the staff of a BSA summer camp in the United States.
- Make friends with Scouts from another country.
- Receive free food and lodging while in camp.
- Teach BSA Scouts about Scouting and life in your country.
- Learn about another Scout association.
- Live in another culture.
- Improve your English language skills.

To be a camp staff member, you must:

- Be approved by your Scout association.
- Be a member of a national Scout association and between the ages of 18 and 30.
- Be able to speak English well enough to instruct Scouts in

skills.

- Be able to teach Scouting skills to Scouts in a summer camp program.
- Be available for **at least 6 weeks** beginning in June.
- Agree to live by the culture and laws of the United States and by the BSA code of conduct.

For more information contact BC-International Paul Rollason
bc.international@qldhq.scouts.com.au

Design Your Law

Take part in Kandersteg International Scout Centre's first ever contest for creativity in Scouting! If you would like to be part of keeping B.-P.'s dream alive, then this is your chance! Join our contest to have the opportunity to share your



creativity and perspective on the scout law. We are looking for groups or individuals to create a piece of artwork or concept which represents one of the ten points of the Scout Law. Design Your Law is a open contest to Scouts and Guides from all over the world, with no age or creative limitations! You can participate, whether you are a Beaver or a Leader, whether you prefer to draw, knit, carve wood or you have your own unique technique!

For Further information go to www.kisc.ch Kandersteg International Scout centre/Creative contest/ Creative Contest: Design Your Law

Scout International Student Exchange Program

The past couple of months have been very quiet on the SISEP front. We had a very successful time with our 10 exchangee's from Denmark & the UK and I believe they all had a great time and some strong friendships have been formed. So much so, that some of our Venturers departing for Denmark will be staying with their respective visitor's family whilst they are on exchange. From all the feedback from our Host Families, they all had a great time host our visitors and many of the families would like to do it again. Here is one testimonial from the See Family along with some photos.



"Our family has now hosted Danish exchange scouts on two occasions. We have found them to easily fit into family life. On our first occasion we visited tourist attractions quite a bit due to timing with school holidays. Our second visitor did not work out quite as well with holidays so we had more of a focus on local events. Both ways of entertaining worked out okay. The scouts really come without expectations so are happy to fit in with what your family is doing at the time. We found our local high school in Warwick to be very supportive of the visits.



(Continued on page 17)

Special Duties

Iain Furby
Deputy Chief Commissioner - Special Duties
dcc.specialduties@scoutsqld.com.au



There are occasions in our lives where we are unhappy with who we are and what we are doing with our lives. Perhaps we shall find some comfort from reflecting on the following story. There was once a stone-cutter who was dissatisfied with his position in life. One day he passed a merchant's house and through the open gate way, he saw many fine possessions and important visitors. "How powerful that merchant must be!" thought the stone-cutter. He became very envious and wished that he could be like the merchant. Then he would no longer have to live the life of a mere stone-cutter.

To his great surprise, he suddenly became the merchant, enjoying more luxuries and power than he had ever dreamed of, envied and detested by those less wealthy than himself. But soon a high official passed by, carried in a sedan chair, accompanied by attendants and escorted by soldiers beating gongs. Everyone, no matter how wealthy, had to bow low before the procession. "How powerful that official is!" he thought. "I wish I could be a high official!" Then he became the high official, carried everywhere in his embroidered sedan chair. It was a hot summer day and the official felt very uncomfortable in the sticky sedan chair. He looked up at the sun, shining down fiercely on everyone. But a huge black cloud moved between him and the earth, so that light could no longer shine on everything below. "How powerful that storm cloud is!" he thought. "I wish that I could be a cloud!"

Then he became the cloud. But soon he found that he was being pushed away by some great force and realized that it was the wind. "How powerful it is" he thought. "I wish I could be the wind!" Then he became the wind. But after a while, he ran up against something that would not move, no matter how forcefully he blew against it – a huge, towering stone. "How powerful that stone is!" he thought. "I wish I could be a stone!"

Then he became the stone, more powerful than anything on earth. But as he stood there, he heard the sound of a hammer pounding a chisel into solid rock and he felt himself being changed. "What could be more powerful than I, the stone?" he thought. He looked down and saw far below him the figure of a stone-cutter. It's food for thought, isn't it?

Good Scouting.

(Continued from page 16)



They took part in normal classes and competed in the annual sports carnival. For 2010, the scouts names are included in the list of students names on their year 12 shirts. The family learned much about Denmark and Europe from our guests. They being scouts exemplified the Scout Law and we had no issues whatsoever. We can only recommend the experience. It was another great scout experience"

Early in November, a Briefing meeting will be held with our 4 Venturers who are heading off to Denmark (3) and UK (1). This will be an opportune time to advise them on what to expect, what their itineraries are as well as listen and view their presentations that they will deliver whilst away in their Host Country.

Our 4 Qld Venturers will be departing Brisbane on Sunday 28th November and due to return home on Sunday 23rd January 2011, a total of 8 weeks away having an experience of a lifetime.

If your Family might be interested in Hosting a Scout from Denmark/England/Japan in 2011, please email me at sisep@qldhq.scouts.com.au and I will forward you more information on becoming a Host Family.

Also, if you know of any Venturer aged Members who may be interested in more information on the SISEP program, please feel free to email me for more information.

Scott Edwards—Youth Program Support Branch Advisor (International) – SISEP Coordinator - Qld (Scout International Student Exchange Program)



sisep@qldhq.scouts.com.au - 0412 15 1 260

Being part of a world-wide brother and sisterhood is really exciting. You don't have to leave Australia to feel part of it. You can participate in international Scouting right here at home! There are plenty of options, and here are just a few ideas:

- **SISEP (Scout International Student Exchange Program)** – Scott Edwards SISEP Coordinator QLD sisep@qldhq.scouts.com.au
- **Host Families** - Sandra Hemming, Branch Advisor - Host Corp sandra_hemming@hotmail.com
- **JOTA & JOTI** – Ian Lightbody Qld Coordinator jota@qldhq.scouts.com.au
- **International Pen-Pal Program** – Susan Rogers Qld Coordinator penpals@qldhq.scouts.com.au
- **Hands Across The Water Program (Joey Scouts)** penpals@qldhq.scouts.com.au

If you would like to know more about what is happening internationally in Scouting or would like to participate in an overseas event, visit Scouts Australia's Website at www.international.scouts.com.au and it will open up many more links for you to explore?

If you have International stories and pictures to share, or require further International information please contact Paul Rollason, BC International, via Branch or E-Mail bc.international@qldhq.scouts.com.au or visit the Queensland website at www.scoutsqld.com.au and click on "Events" and then "International".

Program Ideas

To be a Movement which delivers
a dynamic, exciting and vibrant
program



BOX OF LOVE

You will need:

- Small plain boxes
- Glitter, sequins or any ornamentation.
- Ribbon
- Printed poem (below) on card stock paper if possible.

This is a very special gift
That you can never see.
The reason it's so special,
is it's just for you from me.
Whenever you are happy,
or even feeling blue.
You only have to hold this gift
and know I think of you.



You never can unwrap it,
please leave the ribbon tied.
Just hold the box close
to your heart,
It's filled with love inside.

Have your child decorate the boxes in anyway she/he pleases.
Add a ribbon and the poem, with the signature.

WOODEN SPOON ANGEL

This pretty wooden spoon angel is an easy Christmas craft for kids. She makes a great puppet and looks pretty on the top of the Christmas tree, too.

You will need:

- Wooden spoon
- Pink paint
- White and pink felt
- Yellow wool
- Wiggle eyes
- Gold card
- Gold pipe cleaner (chenille stem)
- Pink pen
- Glue
- Sticky tape



Instructions:

Paint the spoon pink and leave to dry. Make the dress by cutting a quarter circle of white felt. Roll into a cone around the spoon. Glue around the neck and up the back of the cone to secure.

Cut two arms from white foam and two hands from pink. Glue one hand to the end of each arm and the other ends of the arms to the body. Glue on some wool as hair.

Make a halo by twisting a pipe cleaner into shape and taping it to the back of the head. Cut wings from gold card and glue them to the angel's back. Finally, add two eyes and draw on a face.

CHRISTMAS AROUND THE WORLD

Christmas in Japan

Only 1 per cent of Japanese people believe in Christ. Even so, most Japanese people decorate their stores and homes with evergreens during Christmas. They enjoy giving each other gifts, and this is the part they celebrate.

They have a Buddhist monk called **Hotei-osho** who acts like Santa Claus. He brings presents to each house and leaves them for the children. Some think he has eyes in the back of his head, so children try to behave like he is nearby.

Among the Christian Japanese Christmas is not a day for the family. They do not have turkey or plum pudding, rather than that the day is spent doing nice things for others especially those who are sick in hospitals.

Christmas for those in Sunday schools is the happiest day of the year. On Christmas Eve or Christmas night, the children put on programs that last for hours, they sing, they recite and they put on a drama of the day Jesus was born in Bethlehem. Most children may not like Hotei-osho so they may receive their presents from Santa who goes around with a red-nosed reindeer.

Christmas in Iran (Persia)

Christmas in Iran is known as the **Little Feast**. For the first 25 days of December, a great fast is observed, during which no meat, eggs, milk, or cheese is eaten. It is a time of peace and meditation; a time for attending services at the church. When the fast is over, the feast is begun, for plenty of meat is prepared for the Christmas dinner.

Christmas Eve is the last day of the fast. Almost before dawn on Christmas Day, the people attend Mass to receive Communion and it is not until they have received this Communion that they are permitted to break fast.

The boys and girls of Iran have never heard of Santa Claus, so they do not exchange gifts at Christmas. But they do receive new clothes, which they proudly wear all during the happy Christmas week. A dish eaten for Christmas day is a kind of chicken stew. It is cooked in large quantities and lasts several days.

Christmas in India

Christians in India decorate banana or mango trees. They also light small oil-burning lamps as Christmas decorations and fill their churches with red flowers.

They give presents to family members and baksheesh, or charity, to the poor people.

In India, the **poinsettia** is in flower and so the churches are decorated with this brilliant bloom for the Christmas Midnight Mass. In South India, Christians put small clay lamps on the rooftops and walls of their houses at Christmas, just as the Hindus do during their festival called **Diwali**.

Program Ideas

To be a Movement which delivers
a dynamic, exciting and vibrant
program



FUN CHRISTMAS FACTS

- The song "White Christmas" holds the credit as the most-selling Christmas single of all time.
- Santa Claus has nine reindeer counting Rudolph that pull his sleigh.
- It wasn't until about 200 years after Christ's death that Christians started celebrating his birth.
- In northern Europe there was a holiday known as Yule. They celebrated this holiday by making great fires. They then would dance around the fires, yelling for the winter to end.
- Austria was the first country to issue a Christmas postage stamp.
- Eggnog the popular Christmas food was an American discovery.
- The Christmas carol "I Saw Momma Kissing Santa Claus" was made famous by Jimmy Boyd when he was just 12 years old.
- Christmas lights were invented by the American Ralph E. Morris.
- W. C. T. Dobson invented the Christmas card.
- Coca-Cola made the concept of Santa Claus popular in America.

PEPPERMINT XMAS ROLL

Ingredients

- 1 packet chocolate ripple biscuits
- 1x 250 gram block Cadbury dairy milk peppermint chocolate
- 1 cup glace cherries
- 2 ozs melted butter
- 1/2 can sweetened condensed milk
- Coconut

Method

- Crush biscuits, chop chocolate and cherries into small pieces.
- Add butter, condensed milk and enough coconut to make workable dough.
- Roll into balls or log shapes and then coat with coconut and refrigerate on foil tray.
- Slice or eat as desired- enjoy



GLUTEN-FREE FRUIT & NUT LOAVES WITH SUGAR TOPPING

Ingredients

- 1 firmly packed cup (200g) brown sugar
- 250g natural yoghurt
- 3 eggs, separated
- 2 tbs vegetable oil
- 1 1/2 tsp gluten-free baking powder
- 1/2 tsp bicarbonate of soda
- 1 cup (125g) almond meal
- 1 cup (200g) rice flour
- 1 cup (140g) mixed dried fruit and nuts, roughly chopped
- Sugared topping
- 50g white sugar cubes
- 1 eggwhite, whisked until frothy



Method

1. Preheat oven to 175°C. Grease and line base and 2 long sides of an 8-hole mini loaf pan with baking paper. Beat sugar, yoghurt, egg yolks and oil in a bowl with a wooden spoon until smooth. Stir in baking powder, soda, almond meal, rice flour, nut mix and a pinch of salt.
2. In a separate bowl, whisk eggwhites to firm peaks, then fold into batter. Spoon into holes almost to the top. Bake for 18-20 minutes until golden and risen.
3. For topping, place cubes in a zip-lock bag and crush with a rolling pin. Brush tops with eggwhite. Sprinkle with sugar. Bake for 5-6 minutes until sugar slightly melts and a skewer inserted comes out clean. Cool for 20 minutes in pan. Lift out onto a wire rack to cool completely
4. Serve as requested

JINGLE BELLS IN OTHER LANGUAGES

SPANISH

Cascabel, cascabel, Música de amor.
Dulces horas, gratas horas, Juventud en flor.

Cascabel, cascabel, Tan sentimental.
No ceces, oh cascabel, De repiquetear

FRENCH

Vive le vent, vive le vent, Vive le vent d'hiver,
Qui s'en va sifflant, soufflant Dans les grands sapins verts.
Oh !
Vive le temps, vive le temps, Vive le temps d'hiver,
Boule de neige et jour de l'an, Et bonne année grand-mère !

THE RESOURCES FOR THIS MONTHS PROGRAM IDEAS PAGE COME FROM THE FOLLOWING WEBSITES

<http://www.enchantedlearning.com/crafts/christmas/>
<http://www.allfreecrafts.com/christmas/index.shtml>
<http://www.dltk-holidays.com/xmas/crafts.html>
www.infostarbase.com/holidays/christmas.php
www.allthingschristmas.com/stories.html -
www.activityvillage.co.uk/christmas_puzzles.htm



23rd Australian Jamboree 2013
ABN: 67 019 153 391

PO Box 463, TOOWONG DC QLD 4066
Phone/Fax: 07 3670 2291
Website: aj2013.scouts.com.au
Email: info@aj2013.scouts.com.au

Jamboree Consultative Committee Meeting

Members of the above committee met during the last weekend of October in Maryborough. Those present were the Contingent Leaders, members of the Jamboree Executive Committee and the Chief Commissioner of Australia Mr. Reg Williams

Each Director provided a report outlining what they propose in their particular Directorate. Some of the areas covered were, Wireless Communication, the Central Store (The Barn), meals & Special Diets, Security, Transport, Risk Management, the thoughts regarding the Program, Finance, Marketing and Promotion, Health and Camping.

Previous Jamborees we had Sub Camps, this Jamboree they will be known as Camping grounds. There will be four Troop Camping grounds these will be named "The Billabong", "The Outback", "The Highlands" and "The Desert", The Venturer Camping Ground will be "The Island" and the Service Leaders will be in The Retreat. The Leader Tucker Tent will be called the Stables.

The feedback from the Contingents was that the Showground is a great site for a Jamboree and they were impressed by the amount of information that was presented. They were all presented with a role up banner and posters to commence the promotion within their States. At this stage the Directors have done a tremendous amount of work and have been ably assisted by members of their teams. One of the busiest teams in the coming months will be the Program Team, knowing the personnel in this team they will come up with an excellent program. I would love to tell you some of their ideas but I believe they should be given the opportunity to ensure what they propose is what will be delivered.



Enjoy your Scouting
Pieter Van Der Kamp (Smokey)
Chief Director AJ2013



aj2013.scouts.com.au

DARLING DOWNS WALK FOR HOSPICE

More than \$2780 was raised recently for the Toowoomba Hospice from a walkathon conducted by the Darling Downs Region Scouts and Darling Downs Region Girl Guides.



The youth members raising the most funds from Scouting and Guiding were presented with a certificate of appreciation and a Toowoomba Hospice cap.

SCOUTS AUSTRALIA WANTS YOUR HELP

On the Scouts Australia website, they have established a simple registration area where anyone can register their support for the project. We need to get all our members to register and support this cause.

The website link is:

http://www.scouts.com.au/solar_project.asp

They have over 3000 letters of support from Federal, State and Council members, so let's get more for Scouting.



Looking For Badge Ideas

CUBS



Collector Badge: Why not get everyone to bring along their collections? Spend the night photographing and explaining each collection. Ask your Pen-Pals to do the same. It will be interesting to see the differences and similarities between your collections and those in another country



Cooking Badge: Ask your International Pen-Pals for some traditional recipes for food from their country and have a cooking night. You could give them some recipes for Australian good, like lamingtons and Pavlova. You could even post them some Vegemite!!



Scouts

Cultural Heritage Badge: Identify and try food from a different culture or country. Prepare and cook a three-course meal inspired by a different culture or country. Find out about indigenous Australian traditions and ways of life, then make a film about it and send it to your Pen-Pal.



Collector Badge: Get your whole Troop to organise their collections together, film them talking about their collections and send these to your international Pen-Pal Troop link. Have your international Troop link do the same. In this way you can see different types of collections from around the world

IDEALS

Venturers

Venturer Award - Ideals: Through letter/email/chat conversations with a Venturer Scout overseas:

- explore moral, social and religious customs and teachings, and compare them to your own, in order to better understand your own relationships with other people.
- explore moral, social and religious customs and teachings, and compare them to your own to discover for yourself what is involved in your acceptance of the Promise and Law.

These and many more can be achieved by registering for the International Pen-Pal Program

Email your details to penpals@qldhq.scouts.com.au or contact Susan on 0407769981, qld.scouts.penpals@gmail.com

REGISTER TODAY!

Billy G's Gourmet Cookie & Biscuit Dough FUNDRAISER

Enjoy delicious gourmet cookies and biscuits baked fresh at home

7 Flavours
Choc Chunk, Ginger, White Choc Chunk, Macadamia, Anzac, and more

Australian Fundraising specialists
AMBER 100% FOR YOUR LIFE SMART CHOICES

Why is our cookie dough so popular as a fundraiser?

- High profit margin
- Easy to manage
- Order form drive
- Free prize program
- An amber product - Go for your Life, Smart Choices
- 7 delicious flavours
- Economical - only 29-31 cents per cookie

Don't just take our word for it - phone now for a **free sample!**

Freshly baked cookies and biscuits in minutes

The 1.3kg tubs fit nicely into your freezer or fridge. You can keep the tubs in your freezer for up to 12 months until you're ready to bake cookies or biscuits. Once thawed you can keep the tub in your fridge for up to 4 weeks or refreeze it. You can refreeze our dough, no mess and no loss!

Simply thaw out the tub and scoop out a teaspoonful of dough.

Roll into a ball, place onto a baking tray and bake for 12-14 minutes.

Scrumptious, fresh cookies and biscuits always freshly baked by you!

Cookies are hot!

You make 52 good sized 25g cookies and biscuits from each tub. Each cookie or biscuit only costs you 29-31c.

Australian school fundraising specialists

Request your free information kit today
Free Call 1800 657 489 www.australianfundraising.com.au
QLD | NSW | VIC | ACT | SA | WA



LIMESTONE REVUE 2010

Well it time once again for yet another performance of Limestone Revue, it does not seem like 2 years ago since we last perform our revue and this season will be no different as we are ready to hit the stage for yet another fantastic season. The cast and crew of the 14th Limestone Revue are currently busy fine-tuning their show – this year has seen the production team take on a new direction by producing a musical type show with lots of new challenges along the way.

The show entitled "CAMP LOTTO" written by Bruce Clark is about a bunch of school students who embark on a school camp which is struck by a huge storm and the students get separated from their teachers and have the task of surviving the camp while the teachers are trying to find their students.

Presented by Scouts and Guides from across Moreton Region, Limestone Revue 2010 is on stage for 3 shows only and held at St Pauls Church Hall, located corner of Limestone & Nicholas Streets, Ipswich.

26th November
27th November
27th November

Opening Night
Matinee
Final Night

7:30pm
2:00pm
7:30pm

Tickets for adults are \$12.00, and Child, Student, Concession are \$8.00. For bookings please phone 0459 341 884 or email: tickets@limestonerevue.com.au

We Can't Wait to Entertain You!

"CAMP LOTTO"

The Place where it all will happen!

14TH LIMESTONE REVUE—2010 SEASON

SCOUTS QUEENSLAND INC.
MORETON REGION



LIMESTONE REVUE

PRESENTS...

FOR THE FIRST TIME IN LIMESTONE HISTORY

A MUSICAL...

"CAMP LOTTO"



Travelling to the Limestone Revue,

St. Paul's Church Hall, corner of Limestone & Nicholas Street

- By bus – Ipswich Motorway from Brisbane
- By train – A short walk from Ipswich Railway Station
- Parking in local nearby streets

ADULT (over 18 years of age)	\$12
CONCESSION/CHILD (15 – 18 years, students & pensioners)	\$8

St. Paul's Church Hall
Cnr of Limestone & Nicholas Streets
2010 Show Dates are
Thursday 25th November – Charity Show
Friday 26th November
Saturday 27th November
Show Times 7:30pm Evening Shows
2:00pm Matinee
Please advise when booking if assistance is required
Limestone Revue Tickets are non-refundable
For Bookings please phone 0459 341 884
or email tickets@limestonerevue.com.au



CAMP LOTTO



SHOW	TIME	ADULT \$12 (Over 18)		CONCESSION \$8 (Child, Student, Pensioner)	
		No of Tickets	\$	No of Tickets	\$
OPENING NIGHT Friday 26 th November	7:30 pm				
MATINEE Saturday 27 th November	2:00 pm				
FINAL NIGHT Saturday 27 th November	7:30 pm				
TOTAL:					

Booking Details:

Name: _____
Address: _____
Suburb and Postcode _____
Phone Number: _____
Email address: _____

How To Book:

Phone: 0459 341 884
Email: tickets@limestonerevue.com.au
Mail to: 7 Chalmers Pl, North Ipswich 4305

Payment Options: (Please circle)

Cash / Bank Deposit
Total amount \$ _____
Date ____/____/____

Direct Bank Deposit
BSB: 034 240

Account No: 580812

Name of Account: The Scout Association of Australia
(QLD Branch Limestone Revue)

Please write your name in the reference section
so we can identify who has paid for their tickets



Please advise us when booking if assistance is required
Limestone Revue tickets are non-refundable



BUNYA DISTRICT AIR ACITIVITIES

It was a worrying week, rain, flooding rivers and more rain, but for once the weatherman was right, sunshine but very windy 23km winds



For the first time ever Bunya District Scouts had attracted the 16 Leaders and two Cessna aircraft of the Archerfield Scout Air Activities Team to Kingaroy Airport.



Luckily all turned out well on the Saturday as the skies cleared of rain just in time for all the Scouts and Guides to arrive.

On the day, 76 Youth members from Proston, Murgon, Wooroolin, Kingaroy, Nanango and Maroochydore were given instruction in the science of flying. They made gliders, kites, studied aircraft identification amongst many activities but the best part of the day was the 20minute flight around Kingaroy.

The faces beamed with delight and excitement as each returning flight had Cub Scouts, Scouts and Guides spilling out.



Earlier in the day the seriousness and dangers of being around aircraft was explained to the group as the first activity. Then it was off to be weighed so the pilots could calculate their payload and allocate who was going on each flight.

We even had a bonus of the Royal Flying Doctors, they arrived to drop off a patient and to receive 2 patients for their return trip to Brisbane.



At the end of the day Certificates and badges were awarded to all participants before they headed home



NEW IN STOCK

Melamine Set (4 Piece)

Mug, , 7 Inch Bowl,, 8.5 Inch Deep Plate,, 10 Inch Plate, Mesh Carry Bag

\$17.95 each + P & H

(if applicable)

Available now!



BARDON SCOUTS TO CELEBRATE 75 YEARS

Bardon Scout Group will celebrate 75 years of scouting this year and would like to invite past members, friends of scouting and people from the local community along to a celebration on Sunday, November 21 2010 from 2.30pm – 5.30pm.

The afternoon will include a celebratory parade, historical and scouting displays, afternoon tea, a campfire and presentations from the current Joey Scouts, Cub Scouts and Scout Groups.

The Bardon Scout Group was formed by a very enthusiastic group of parents and boys in 1935. Over 200 boys, parents and friends attended a public meeting to support the formation of the group. They were able to purchase 3 acres of land in Bee Street, Bardon for only five pounds and the group set about building a Scout hut and Cub den on the site. Bardon Scouts still meet at the (now slightly smaller) Bee Street site and this will be the focus for the 75th celebration.

The Group would like to invite past members along to the celebration. If someone in your family was a member of Bardon Scouts please email to info@bardonscouts.com or phone Mark Cavanagh on 3366 0070. They are also seeking any photos or historical material relating to the Group, for copying.



**Brisbane
Gang Show
Needs You To
Help Celebrate
Our 60th Birthday !!**



Cast applications forms are due by the 10th January 2011

Download a form at www.brisbanegangshow.com.au

For more information call 07 3870 7000

HOLIDAY DAY CAMP WITH FUN OUTDOOR ACTIVITIES

holiday ^{for} 6-15 yr olds adventures

Want to enjoy new and adventurous activities everyday these school holidays?

JOIN US AT CAMP!

- Affordable day adventures
- Open 6.45am-6.15pm weekdays



CHILD
CARE BENEFIT
APPROVED

CHRISTMAS
PROGRAM
COMING SOON !

Follow the "Events" link at www.scoutsqld.com.au

