

QUEENSLAND

ENCOUNTERPASS

ISSUE 31 JUNE 2011

St Johns Wood Scouts participating in their trade badge

THIS MONTH'S ISSUE ONLINE
ISSUE 31 DISTRIBUTED ONLINE ONLY

News & Events

DATES TO REMEMBER

June

- 03 Qld Branch Rover Council Annual General Meeting
- 03-05 Qld Branch Rover Executive Annual Conference
- 10-13 June Moot
- 27-8 Holiday Adventure Camp (BP Park)
- 27-8 Holiday Adventure Camp (Karingal)

July

- 01-09 Brisbane Gang Show
- 01-04 Triple S
- 17 Youth Activities—Bike Bungle
- 30 World Scout Day Function

August

- 01 World Scout Day
- 06 Joey Scout Jaunt
- 13-14 Operation Nighthawk
- 20-21 Youth Activities Camp
- 26 Stone Age Rumble
- 28 Awards Ceremony

September

- 3-4 Scoutout
- 3 Skillorama
- 9-11 BRAVSLAC
- 9-11 Cub Scout Expo
- 9-10 Darling Downs Scout Revue
- 9-11 Region Commissioners Professional Development Conference
- 17-23 Agoonoree
- 19-30 Holiday Adventure Camp (BP Park)
- 19-30 Holiday Adventure Camp (Karingal)

October

- 8-9 Youth Activities Camp
- 15-16 Cunningham Capers
- 15-16 JOTA/JOTI
- 23 Waingunga Day

November

- 4-6 Brisbane North Region Patrol Leader Adventure

MURRUMBA CUB SCOUTS COMBINE FORCES

Murrumba District Cub Scout Packs had their Pack Holiday on the 13th to 15th May at Rocky Creek Scout Campsite. There were a number of activities for the Cub Scouts to do and experience that ranged from Abseiling, Low ropes, obstacle course, craft, self expression and a nature and outdoor hike run by the Venturer Scouts, Scouts and their Leaders.



The Cub scouts and Leaders all had a go at the new challenges presented to them and never gave up even with a little bit of apprehension, they all did their best and overcame. The team work and friendships that were gained throughout the camp by all will last their scouting life and beyond with new friends and old sharing in the fun and camaraderie that goes with the experiences that will stand them in good stead for Cuboree.



JOEY SCOUTS LEAD THE WAY ON ANZAC DAY.

The Scout Association is well known for its involvement with ANZAC Day marches and ceremonies. It is an important part of Australia's history and the military also holds a significant place in the heritage of Scouting.

Each year at the Coorparoo, Majestic Park Scouts have a strong contingent and are very proud to march and remember the thousands of people who gave their lives for Australia. This year, with ANZAC Day falling on Easter Monday, it was an extra challenge with school holidays and camps taking many of our members away from the event.

Nevertheless, on a beautiful April morning, twenty youth members (including many newly invested members) and five Leaders arrived at the assembly point. Once uniforms were checked and flags arranged, we marched down Old Cleveland Road to the RSL, where the dignitaries were seated under our Group's marquees for the service. The Joey Scout Section marched first, proud to be carrying their flag for all to see.



Our members were a credit to the group, their Leaders and their parents as they participated in the ceremony. Madeline Farrell, a Cub, and Andrew Kinne, a Scout, were invited forward to lay the wreath for the absent Cameron Dick, MLA. Benjamin McIntyre wore one of his father's medals as he laid the wreath for the Joey Section, watched by his proud parents.

Thank you to the Coorparoo RSL for inviting our Group to participate. We are proud to show the local community that the next generation of Australians will remember them.

Submitted by: Emmi Thomas



News & Events



MAY PHOTO COMPETITION WINNER

This months winner is Gabriel Dubler
from St Johns Wood Scout Group.

The photo was taken on the BAANYA
Region Camp.

Please see Page 24 for April Photo
Competition Winner

DISTRICT SCOUT NIGHT EGGSTRAVAGANZA

60 Scouts, 12 Leaders and EGGS EGGS EGGS. Scouts and Leaders had an EGGciting night at EGGNOGera Scout Den.

The EGGSTRAVAGANZA was EGGcellent - No EGGsaggeration. An EGGsample of the activities

NavEGGS - the Scouts completed a compass course with eggs in hand. Boiling EGGS in a paper bag. EGG Decorating and naming.. we had Harry, Jeffrey, Dobbie, and of course Hammond Eggs (get it).



EGGshakes... mmm, a challenging EGGstacle course, dropping Eggs from a height using elastic bands and straws without breaking the precious egg.. it can be done.

Some Scouts even went so far as a non sanctioned EGG FIGHT. Sadly many EGGS were injured in the course of the evening but a great time was had by all.

Great work to the Scout Leaders for organizing such a fantastic night



NOOSA SEA SCOUTS LEARN MOULAGE

Noosa Sea Scouts, Joey Scouts and Cub Scouts, with the help of the Emergency Service Cadets learn Moulage.

Moulage is fake cuts, abrasions, burn and wounds. The Cub Scouts first listened to what they can do to help

someone, the importance's of getting adult help, and how to make a 000 call.



After making their wounds on the Cadet, they then show the Leaders, how to treat them as part of their First Aid badge. The cadets also had a chance practiced there First Aid on the Cub Scouts.

At the end of the night, Cub Scouts entertained the Cadets by sing We Are Cub Scouts and preparing supper for the Cadets



Chief Commissioner

Maurice J Law, AM
Chief Commissioner of Queensland



At the recent Branch, Region and District Seminar there was some discussion in relation to the C5 form (Activity Advice and Approval) and as there seemed to be some deal of confusion as to the use of this form, I thought I would make it the basis of this month's article.

On the cover sheet of the C5 forms there are some instructions as to the use of this form. Under the general section of these notes it states "this form is to be used for all overnight and/or specialist outdoor activities". The notes then go on to advise what activities are included as "specialist outdoor activities".

The fact that the form is to be used for specialist outdoor activities seems to be fairly clear. There is no option as to whether or not this form should be used if the activity involves one of the specialist outdoor activities listed on the form or contained within the Queensland Branch Specialist Outdoor Activities Policies and Procedures. This seems to be, from what I can gather from the discussion held at the conference, the practice which is being followed.

The area in which there appears to be a deal of confusion is the other occasion on which the form is to be completed. The form clearly states that it is to be used for "all overnight activities". The important word in this statement is "overnight". If the activity is not an "overnight" activity then there is no requirement for the form to be completed. This means that there is no requirement for the form to be completed for an activity being conducted on the normal meeting night of the section even if that activity is being held away from the normal meeting place. It is of course courtesy to make sure that the Group Leader is aware that the section is going on an activity away from the den, but there is no need for a C5 to be completed unless that activity involves one of the specialist outdoor activities as detailed.

There is also no need for the form to be completed for a day activity such as a Cub Scout Ramble unless, as part of that ramble, they will be taking part in one of the specialist outdoor activities.

There also seems to be a general misapprehension that the form has to be used if the activity involves "Rover transport by motor vehicle whether private or commercial". In the general section of the notes we talk about the fact that it is the leader's responsibility to ensure that the vehicle being used for transportation is "currently registered" and is "suitable for the purpose" and that each driver holds a current blue card and a current driver's license appropriate to the type of vehicle being used. This does not mean that a C5 form must be completed, these notes are included purely and simply as guidelines to the leader in charge of the activity that these requirements must be met when transporting young people to any activity.

Whilst the C5 form does not have to be completed for an activity away from the den unless it contains one of the specialist outdoor activities, it is important that the C4 form, which is the parent approval, is completed for any activity which is conducted away from the den. This is purely and simply to make sure the parents

are aware of the activity in which their child will be participating and this advice should always include a contact number for one of the Leaders so that if a parent needs to get in contact with their child urgently, they have a media through which this can be done.

We quite often complain that there is too much paperwork involved in Scouting. This is one of the instances where we can cut down on that unnecessary paperwork and unfortunately this also seems to be one of the areas where there are "local rules". Let's use the form for the purpose for which it was intended, bearing in mind that the form covers all sections of the Movement including Scout fellowships and should also be used for any overnight or specialist outdoor activity involving only Leaders.

The Branch, Region and District Seminar also saw the launch of the new requirements for chartering. The new charter/recharter document is now available on the website and I am sure that the process of chartering will be discussed at Region and District meetings in the near future.

Until next month I wish you good Scouting.



The Scout Supply Centre is now open at 32 Dixon Street, Auchenflower. We are now able to have the capability of having walk in customers however space is still limited.

To place an order for the Scout Supply Centre you can email sales@scoutsupply.com.au or alternatively you can call (07) 3721 5724.

Saturday Trading has commenced and the Supply Centre is now open on Saturdays from 9.00am-3.00pm.

If an order has been placed and goods not yet received, can you please call to confirm the order with the Scout Supply Centre. The staff of the Scout Supply Centre would like to thank their customers for their patience and understanding during this difficult time.

Deadline for the next issue

The next deadline for articles is

24th June 2011

Submit your articles to
encompass@scoutsqld.com.au



JOEY SCOUTS - BATTY DAY OUT!

Joey Scouts from the Sir Leslie Wilson District met at Alderly Park, Enoggera to meet with the Bat Conservation and Rescue Qld group. Sitting under a large fig tree they played a game of animal bingo before Louise from the BCRQ with an orphaned flying fox in hand talked to the Joey Scouts about bats, their important role in the environment, how orphaned bats are cared for and why there are so many needing to be rescued.



The Joey Scouts were mesmerized by the baby bats and listened attentively to Louise's talk, learning so many amazing facts about them and asking very pertinent questions. It was an eye opener for everybody to hear that many native trees can only be pollinated at night and that our native forests would die a slow death without bats. The highlight of the talk was to watch Louise and Marg bottle feeding two cute orphan bats before a short walk to visit the local bat colony. This was very exciting for the Joey Scouts, with the bats being very noisy since it was the mating season.

As it was also Clean Up Australia Day, the Joey Scouts donned their gloves and were very busy cleaning up the park of rubbish. After a well deserved morning tea break...and a game or two, they went on to make bird feeders out of Banksia pine cones and went to hang them in the trees.

By closing parade, the Joey Scouts were totally batty but ever so proud to do a triple whammy for the environment, working hard for their environmental badge. The Joey Scouts thanked the BCRQ team with a traditional but quiet B.R.A.V.O. and were proud to donate a gold coin for the cause.

A huge thanks to Green Tree Frog, Thierry, Joey Scout Leader, Wahminda Park Scout Group for organ-



SALT CRYSTAL SNOWFLAKE

Create your own sparkly snowflake like the Tasha's!

Materials:

- Hot water (preferably boiled beforehand)
- A cup or mug
- Salt (we used table salt)
- thick black paper (It should be heavy paper or cardstock. We found that plain construction paper will not work.)
- Paintbrush



Instructions:

- Boil water and pour it into a cup that can withstand hot water.
 - Add a couple of teaspoons of salt and stir with the paintbrush until it dissolves.
 - Continue to add salt a teaspoon at a time until it no longer dissolves and there are salt crystals at the bottom of the cup even after stirring for a while.
 - Paint your snowflake.
 - Tip: Every time you go to dip your brush in the salt water be sure you to stir the solution so that your salt crystals don't all sink to the bottom of the cup.
- Leave your art to dry overnight

IGLOO CRAFT

If you choose to use white icing or frosting instead of white glue the craft can become a snack for later.

Materials:

- styrofoam tray,
- styrofoam cup,
- marshmallows,
- glue
- scissors



Instructions:

- Cut the top half to one inch off the top of the cup. (A grown up may want to do this in preparation for the activity)
- Turn the cup upside down and glue it to the styrofoam tray.
- Glue marshmallows around the base of the styrofoam cup
- Glue more rows of marshmallows around the cup until it is covered
- Stack a few marshmallows to the side of the cup to make the door to the igloo.



Cub Scouts 2020 Plan

Every organisation and company (or for that matter even family) needs a plan, the knowledge of where you are heading provides a sense of achievement, a measuring tool and a guide to know that the hard work is all worth it.

Cub Scouting is no different.

- ◆ How do you know where your Pack is heading?
- ◆ Will you get through the Award Scheme in a sensible and methodical way before the Cub Scouts moves to Scouts?
- ◆ How effective has the Pack Holiday been? etc, etc, etc...

The Scouts Queensland 2020 Plan is a tool that helps every Leader in Scouts Qld to provide quality programming for our Youth Members. This is at the very heart of Scouting's fundamentals and principles, good programming provides quality Scouting for our Youth Members. Each Section from Group through Districts/Regions and Branch have a responsibility to know what their plan is about, how they can achieve the goals of the plan and to provide effective feedback for reviewing the plan for the next 12 months.

My team - The Branch Cub Scout Council - meets monthly and provides feedback to the Branch Commissioner of activities, challenges and achievements throughout Queensland. This team is made up of Regional representatives and the Cub Scout Branch Advisor. One of the goals for this team is to have a representative from each Region by the end of 2012. This review of Cub Scouting throughout Queensland provides feedback to the Branch Cub Scout 2020 plan, it keeps us on track, relevant and appropriate.

When was the last time you attended a Group Council? When was the last time you spoke about your Group's 2020 plan and how that impacts on your Pack?

Linking

How do you prepare your Cub Scouts to link to Scouts – shortly a survey will be distributed to find successful ways that Packs work through the linking process. We lose way too many Cub Scouts – why is this so? There are a variety of reasons and probably a large number of activities that we know work so let's share them.

I have struggled with this survey for months as it is not to be seen as a 'Big Brother' looking over your shoulder activity, I don't want to add any pressure to the Pack Leaders but unless we share 'the good, the bad and the ugly' – we cannot grow. Please when you receive this survey please fill it in in an honest way – and know that your help is really appreciated.

Cub Scout Expo

The next Cub Scout Leaders Safari will be held at Burleigh Heads, Gold Coast Region 10 – 11 September 2011. Application forms will be posted on the Scouts Qld website with full costs and a rough program outline. This is for Cub Scout Leaders of all abilities, experiences in fact all of us on our uniqueness shapes, sizes and ages. It's a great training weekend, where we can all learn new tricks, tools and tips and get to share our experiences as well.

There will also be a St George Cub Scout Leaders Safari in October

and possibly either one in Townsville or Mackay in March 2012.

WSJ2011 Join IN Jamboree

Don't forget the Join IN Jamboree badges and programs available at wsj2011.scouts.com.au and follow the action in Sweden.

AJ2013

Visit aj2013.scouts.com.au and register your interest via the eNewsletter, remember that many of your Cub Scouts will be eligible to attend the 23rd Australian Jamboree in Maryborough. This is not just something for the Scout Section to be promoting. Once again I congratulate you all and thank you for the inspiration and commitment to the Cub Scouts of Queensland.

SIR LESLIE WILSON DISTRICT CUB SCOUTS

READY FOR ACTION

The District Cub Camp was recently held at BP Park, Samford with an action packed program. 80 Cub Scouts were in attendance with 20 Leaders, an assortment of Scouts, Venturer Scouts, Rovers and parent helpers gathering together to ensure the Cub Scouts had a memorable experience.



The activities included ball games, mini construction, knotting and rope activities, a traditional campfire and a compass 'scavenger hunt' but the highlight of the weekend as voted by all had to be water activities at the dam. A swim, a great time on the waterslide and then the ultimate 'paint fight'. Cub Scouts armed themselves with squirt bottles filled with paint by the army of helpers, headed out to the 'war zone' and it was ON. Cub v Cub, Cub v Scout/Venturer/Rover and best of all Cub v Leader. With goggles on it was anything goes. The colours, laughs and screams of delight made the activity a blast for all.

We would like to give Tony at BP Park a huge thanks for fitting us in at the last minute when our previous booking elsewhere fell through and for going out of his way to assist District Cub Scout Leader, Kym Griffin ensure the camp could happen.

Shave for a Cure

Also on camp for the Saturday were District Commissioner, Brendon Dickenson aka Quoll and Scout Leader, Glendon Raisbeck aka Goat. Both Leaders helped with camp set up before sitting down to scare (*entertain*) the Cub Scouts at morning tea by participating in the Shave for a Cure fundraiser. Quoll and Goat spent some time mid shave terrorising the Cub Scouts and Leaders who were busy at their camp activities as well as innocent Leaders attending the training course at the Snow Training centre. Well done to Quoll and Goat on their efforts to raise money for the Leukaemia Foundation





How to erect a Queenslander



The tried and trusted 12 step method for erecting a Queenslander has been given a revamp and can be found in the Scout resource section of the Branch website. This method isn't anything new but it has been expanded a little with pictures of each step as well as a few tips along the way.

SSS

It appears that there are a few expressions of interest that were never

received for one reason or another and consequently application forms weren't set to the PL's. The majority of applications, both email and snail mail, were sent out some time ago so if your PL's haven't received an application form yet, please have them check the email account that they put on the expression of interest. If they don't have it they can email me at bc.scouts@qldhq.scouts.com.au for another.

Please take the time to brush up on your Scouts camping standards before SSS as some Troops don't go on extended camps very often. A longer camp such as the 4 days of SSS brings with it the need for extra care in areas of hygiene and comfort. A few tips to help the Scouts survive without the dreaded hollow tube syndrome:

- Keep eskies out of the sun and make sure that water is regularly drained.
- Make sure you have enough ice and store only things that need to be kept cold in the eskies. There will be an opportunity to get more ice on Sunday.
- Try getting a little dry ice and putting it in the middle of your regular ice to extend its life. You may get a pleasant surprise at how long it lasts. Wrap the dry ice so that it doesn't get played with as it's around -80°C.
- Store food in suitable containers.
- Don't bring lots of extra cooking gear that you won't use, or worse still won't clean up.
- Wash up dishes immediately after every meal. Don't hide dirty dishes away in Patrol boxes to give the impression of a clean camp site
- Turn off gas bottles when not in use.
- Make sure your rubbish bin has a secure lid. The animal life around BP Park has adapted well!
- Put your rubbish bags in the skip bin regularly rather than leaving them lying around site.
- Don't bring eskies and Patrol boxes that require an army of Scouts to drag about, consider ones that are easily carried.

AJ2013

Promotional material for AJ2013 which consists of wrist bands, posters and a DVD is currently being distributed through the line system. There is a wrist band for every Cub Scout and Scout eligible to attend the Jamboree. Each Group, District and region will receive a copy of the posters and DVD.

Holding a Jamboree information night is good way to get everyone's interest aroused. You could choose to do this as one of your regular Troop nights or have an extra meeting just for the Jamboree. Don't forget the older Cubs that may be able to attend! Try to bring in a few guest speakers along with some memorabilia. If one of them is a Scout or Venturer that has already attended a Jamboree they'll be able to communicate the atmosphere as a peer.

If you need a little help just ask. I'm sure there are plenty of experienced Leaders in your District that are just sitting there waiting to be asked to travel down memory lane and recount a Jamboree experience. The Contingent team is here to help also, just give me a call or drop me an email.

To put some of the early questions to rest the full eligibility for attendance is:

ELIGIBILITY TO ATTEND AS A SCOUT

To attend a Scout must:

- Be a registered youth member
- Have reached Pioneer level in their badge work
- Have camped ten (10) nights under canvas with three (3) of those nights being consecutive
- Have *approval* from their Scout Leader (or leader in charge)
- Have approval from their Regional or Branch Commissioner of Scouts
- Have approval from their Contingent Leader
- Have consent from parents/guardian
- Not have had their 15th birthday before the opening day of the Jamboree.
- Overseas participants must have achieved comparative requirements within their NSO Test 1

ELIGIBILITY TO ATTEND AS A VENTURER SCOUT

- Be registered as a Venturer Scout
- Be 16 years of age before the opening day of the Jamboree, and no more than 18 years by the end of the Jamboree
- Have completed the Venturing Skills Award
- Have a desire to provide service to Scouts
- Be recommended by the Unit Council as being of excellent character, a good role model to scouts and has the skills and abilities to undertake the activity (or other tasks) nominated on the application form
- Have consent from parents/guardian
- Have the approval of their Contingent Leader in line with Branch policy

ELIGIBILITY TO ATTEND AS A ROVER

- Be registered as a Rover
- Be recommended by their Crew Leader as being of excellent character, a good role model to Scouts and has the skills and abilities to undertake the activity (or other tasks) nominated on the application form
- Have consent from parents/guardian if under the age of 18 years by the opening day of the Jamboree
- Have the approval of their Contingent Leader in line with Branch policy
- Have complied with Branch Membership requirements

(Continued on page 22)



AWARD SCHEME MATTERS

Back in Encompass #18 (in April 2010) I wrote about the changes that featured in the newly available eighth edition of the Venturer Scout Scout Record Book. The seventh edition had been on sale from early 2009 to support the introduction of the changes to the Venturer Scouts Scout section award scheme. I'd like to take this opportunity to revisit some of the points I made in April 2010.

The scope of the **Venturer Award level Outdoor** tape (and by implication the Queen's Scout Award level Outdoor tape) has been changed to differentiate it from Pursuits and Lifestyle. **As of April 2010** activities chosen for Outdoor are to be more than physical and more than just outdoors, they are to be the exciting and challenging activities that we portray as the image of Scouting i.e. they are to exemplify the "out in Scouting". Team or individual sports such as canoe polo, fencing, archery and underwater hockey are great activities for Venturer Scouts to have a go, but they should be considered as within the scope of Pursuits or Lifestyle.

In **Queen's Scout Award level Service**, there were only ever meant to be two alternatives, not the three that appear on pages 84 and 85 of the seventh edition of the record book. Activity (a) of Alternative 1 has been deleted as this is offered in Venturer Award level Service. Consequently the only choices for Alternative 1 are the current activities (b), (c), and (d), each of which have been amended to state that thirty hours of service are required, not ten. Alternative 2 on page 85 has been deleted as this also is offered in Venturer Award level Service. Alternative 3 on page 85 remains, but gets a new number. **As of April 2010**, any Venturer Scout completing Queen's Scout Award level Service is to do so according to the requirements described in this paragraph, or in the eighth or a later edition of the record book.

Reference to the **Surf Life Saving Badge** on page 108 of the seventh edition of the record book has been removed as it is no longer available as a cloth badge nationally. In early 2010 the Royal Life Saving Badge however was available as a cloth badge so this remained as a badge Venturer Scouts were entitled to earn and wear. I am now told that the Royal Life Saving Society has discontinued the production of the cloth badge. I'd appreciate hearing from anyone who has definitive knowledge about this.

HIKING AND NAVIGATION

On the May long weekend and again on the last weekend in May I took part in events that were, among other things, tests of the ability of Venturer Scouts to use compasses to navigate a predefined course. The first activity was VenMX, an expedition competition conducted by Brisbane North Region that this year was attended by fifty-five Venturer Scouts and supported by about forty-five Rovers, leaders and other adults. Apart from the competition, the purpose of the weekend is to demonstrate to Venturer Scouts and leaders what we expect a Venturer Award level expedition to look like i.e. six to eight hours of walking per day in unfamiliar and challenging country.

From my observation it certainly achieved its purpose, and in doing so it was tough, and the Venturer Scouts relished the challenge.

The Venturer Scouts were up before dawn on the first day so as to get away in time to complete the distance to the next night's campsite. The second day was easier in terms of terrain and vegetation, but still no *walk in the park*. Unfortunately, what became apparent over the course of the first day was that most of the Venturer Scouts were not as competent as they were confident about their ability to navigate using maps and compass. This is an unfortunate state of affairs.

The second activity I referred to was Operation Archer, an overnight activity conducted to meet the guidelines of the Venturer Scouts Award level initiative course. This was attended by over 100 Venturer Scouts and linking Scouts. Again it was challenging, and by the look of the Venturer Scouts on Sunday morning, it was a challenge they enjoyed. The navigation and hiking skills were quite different to VenMX, but they still required the same basic approach of paying attention to the instructions, relating what they could see *on the ground* to what was provided in the instructions, and having an awareness of how far they should have travelled in the time since they last knew where they were.

Due to how the activity was conducted, the risk of straying off the intended course was minimised, but some Venturer Scouts still managed to do so.

The point I'd like to make is that Venturer Scouts are clearly willing to get off the beaten track and rely on their ability to navigate through the bush, or on lakes and rivers, or even on obscure backroads when cycling, but it seems our training of them is letting them down. They are going out with the wrong gear, the wrong skills, and possibly the wrong expectations of how they should be approaching adventures of this type. Of even more concern is the prospect that Venturer Scouts are avoiding expeditions altogether as they recognise they are not sufficiently prepared.

Our job as leaders is to equip them mentally as well as materially so they get that immense satisfaction of having succeeded in all aspects of the outdoor experience. If we don't have the skills ourselves, find someone who does and learn from them at the same time as the Venturer Scouts learn. The expedition is the activity where all the training we have given to our Venturer Scouts in planning, preparation, and working with small teams in physically and psychologically challenging situations can be applied. It is the embodiment of the *out in Scouting*.

Dates (a partial list)

- June
- 23 Branch Youth Venturer Scout Council teleconference
- July
- 2-3 Venturer Scout base at Triple S camp
- 23-24 Urban Challenge (run by Queensland Branch Rover Executive)
- 27 Branch Venturer Scout Council teleconference



Dude Where's My Bash

If you haven't heard yet (and you were wondering what that crying sound coming from the rover room at your den was for!) Qld Rovers were in mourning in April when the 27th Annual Banana Bash was cancelled because Scouts Queensland were unable to obtain insurance for the event.



Nevertheless, the Bash Chair Kyle Zink and his committee quickly regrouped to run an event on the same weekend at BP Park Samford. On Saturday there were expeditions and Rovers could choose between 4WD, motorised go-kart, cable skiing or a winery tour at Mt Mee.

On Sunday the activities took on an automotive theme, with the battle of the go-karts and tyre changing races.



During the day Rovers also carried out Service at the campsite; repainting the graffiti covered amenities block at the Pocket and building a new "temporary" bridge between "boy's field" and "the pocket"; so next time you walk over to the pocket without getting your feet wet; don't say the Rover Section hasn't done anything for you recently!

QBRE Elections

Balloting is now complete and the QBRC Chairman has announced that the following Rovers were elected for QBRE Executive positions for 2011-12 term:

Chair	Rebecca Jaenke
Deputy	Patrick Tiley
Promotions	Travis Jordan
Resources	Sam Caterer
Training	Shaun Sandilands
Awards	Alex West
Secretary	Emma Kate Storie
Communications	Nathan Swaffer

A big thank you is also deserved by outgoing Chair Shaun Sandilands on the completion of his term as Chairman; BRAVO Shaun, very well done!

Thanks also to outgoing executive members Philip Verner, Rowan Yates, Xavier Musson, Sinead Argent & Matthew Ray; all of whom have made a strong contribution to QBRE, some



for many, many years.

QBRC AGM

The QBRC AGM will be held on Friday 3 June 2011. All Rovers, RA's and other members of the movement are most welcome to attend. The meeting includes reports on the activities of the Rover Section for the previous 12 months and handover to the 2011/2012 QBRE Executive.

QLD ROVERS ANNUAL CONFERENCE

The Annual Qld Rover Conference is being held on 3-5 June at Karingal. All incoming/outgoing QBRE executive members and current Regional Representatives are required to attend.

ROVER NIGHT AT GANG SHOW

This year is the 60th Anniversary Season of the Brisbane Gang Show. It's sure to be a ripper of a show this year, with many Rovers again in the cast, so make sure to put 1 July 2011 down in your diary and book your tickets as soon as possible for a great evening!

FUTURE DATES

QBRC AGM 3 June - Karingal
QBRC Annual Conference 3-5 June - Karingal
June Moot - 10-13 June - Gladstone
QBRE Meeting - 19 June - Brisbane North Region Office, Alderley
Brisbane Gang Show Rover Night - 1 July - Schonell Theatre
Urban Challenge - 23-24 July
QBRE Meeting - 21 August - Brisbane North Region Office, Alderley
Agoonoree Rover Games Night - 18 September - BP Park
QARM - 7-9 October - Atkinson's Dam

Check out the Qld Rover Website for a copy of the 2011 Rovalendar!

SOUTHPORT SCOUT DEN

Fancy a weekend stay at Qld Rovers Southport Den? The Den is set up with basic kitchen, toilet and shower facilities and could be just the thing for your next weekend away? For more information Contact Rowan Yates on 0421 928 507

HAS YOUR CREW ADVISED IT'S CONTACT INFORMATION

Does QBRE have a nominated mail, phone and electronic contact point for your Crew? There is now a crew contact list on the "User Only" section of the website. To update or change your details (including crew meeting night) email deputy@qldrovers.org.au

HAVE YOU JOINED THE QLD ROVER WEBSITE

If you have not joined the Queensland Rover Website, it's easy to join, just log onto the Qld Rover Website and follow the simple instructions. If you have any problems logging on or aren't receiving emails, contact coms@qldrovers.org.au

QBRE CONTACTS

Chairman Shaun Sandilands chair@qldrovers.org.au
Deputy Chairman deputy@qldrovers.org.au
BC Rovers bc.rovers@qldhq.scouts.com.au 0419 704 729
Rover Website www.qldrovers.org.au

Youth Awards



CONGRATULATIONS

Queensland Branch is pleased to announce the awarding of the following awards

JOEY SCOUT PROMISE CHALLENGE

Nicholas Chay	Majestic Park Scout Group
Alexander Gregory	Majestic Park Scout Group
Benjamin Middleton	Majestic Park Scout Group
Jasper Simmons	Narangba Scout Group
William Heather	Mount Bruce Scout Group
Sen Vesel	Mount Bruce Scout Group
Gareth Rees	Coomera Scout Group
Liam Strong	Noosa Sea Scout Group
Jackson Holley	Gumdale Scout Group
Michael Pendergast	Gumdale Scout Group
Joshua Stevens	Gumdale Scout Group
Aaron Lakeman	Wynnum Scout Group

CUB SCOUT GREY WOLF AWARD

Madeline Farrell	Majestic Park Scout Group
Matthew Watson	Indooroopilly Scout Group
Declan Kemp	Kenmore Scout Group
Christopher Elson	2nd Toowoomba Scout Group
Thomas Lincoln	West Centenary Scout Group
Thomas Davison	Burleigh Head Scout Group
Benjamin Frost	Cambooya Scout Group
Christopher Buckman	Edge Hill Scout Group
Jayman Peell	Edge Hill Scout Group
Jonty Debel	Millmerran Scout Group
Izaak Phillips	Millmerran Scout Group
Natasha Cann	Millmerran Scout Group
Thomas Hennessy	Cleveland Scout Group
Mitchell Meehan	Rosewood Scout Group
Jack Ford	Kirwan Scout Group
Monika Anderson	Kirwan Scout Group
Tiernan Laracy	Kirwan Scout Group
Thomas Jeeves	Kirwan Scout Group
Amy Harris	Buderim Scout Group
Robert Caulley	Albany Creek Scout Group

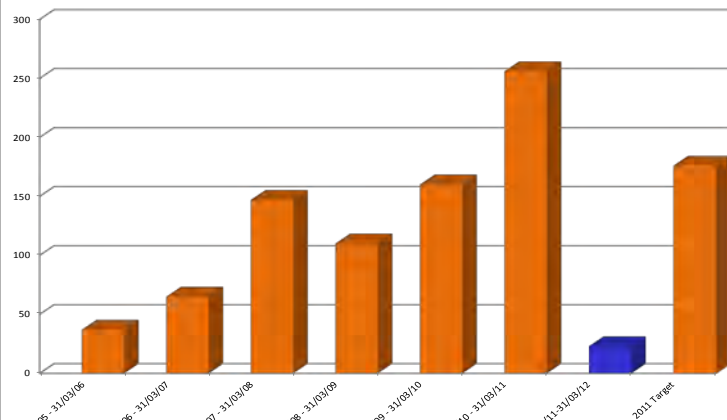
AUSTRALIAN SCOUT MEDALLION

Lesleigh Brinner	Glasshouse Mountains Scout Group
------------------	----------------------------------

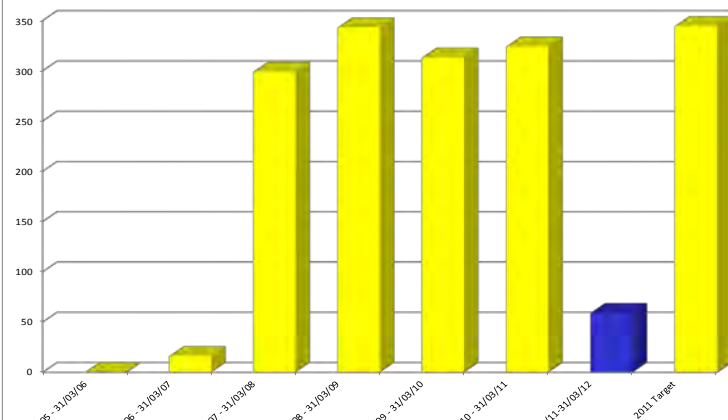
VENTURER SCOUT QUEENS SCOUT AWARD

Samuel Girvan	Banksia Scout Group
---------------	---------------------

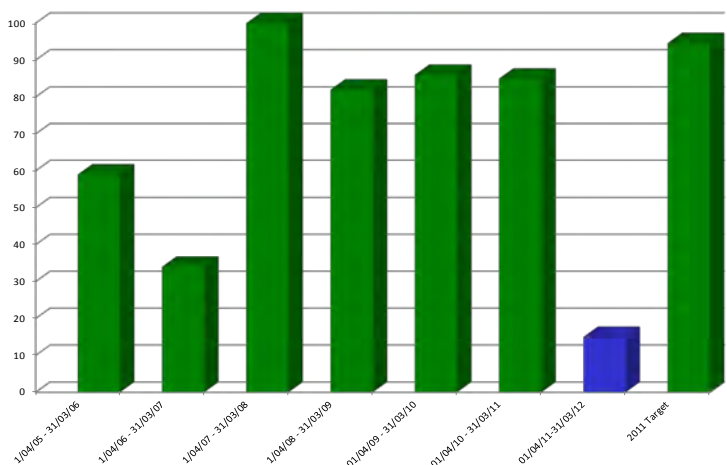
Joey Scout Promise Challenge



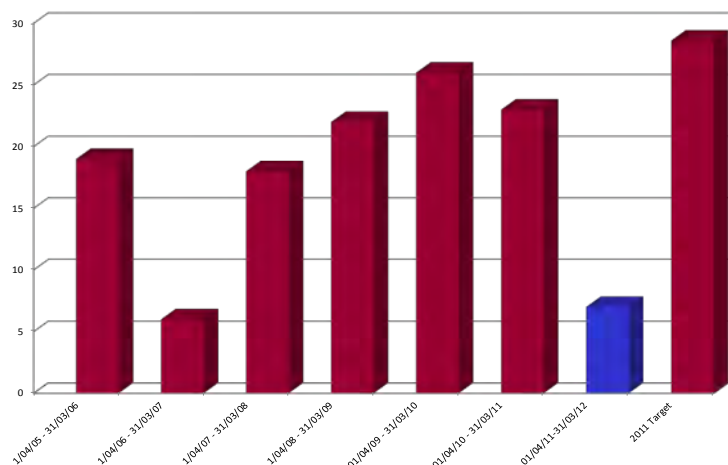
Cub Scout Grey Wolf award



Scout Australian Scout Medallion



Venturer Scout Queen Scout award



Special Duties

Iain Furby
Deputy Chief Commissioner - Special Duties
dcc.specialduties@scoutsqld.com.au



A famous person once said, "What makes us so bitter against people who outwit us is that they think themselves cleverer than we are." Whatever the truth of that statement might be, the fact is that we suffer when our plans are thwarted. As we journey through this life, we seek to grow in strength of character and in wisdom. Reflecting on the following story will, I hope, give us all pause for thought.

An Indonesian folktale tells of a tricky deer who has often proved that the weak can outsmart the strong. In one instance, a lion catches him unawares and announces that he is about to have him for dinner. Crafty as always, the deer tells the lion that he would find a plump grown man a much better meal. Having aroused his curiosity and greed, he leads him to the roadside and together they wait for a man to come along. But just when the lion is about to pounce, the experienced hunter shoots him.

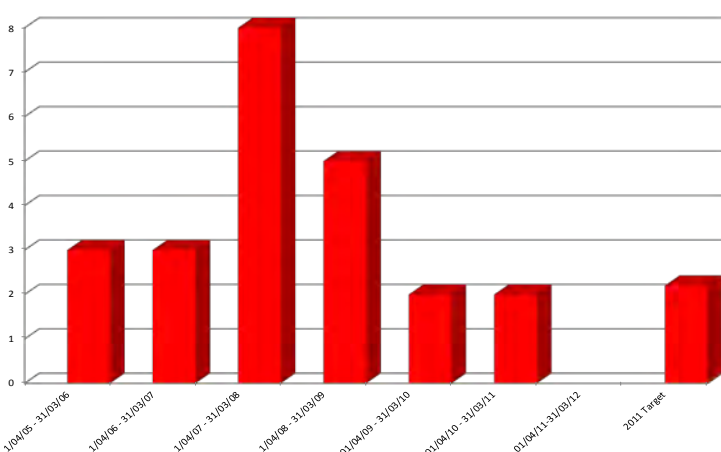
Free and safe, the deer bounds off. But it is not his day. Resting by the river, he is attacked by an old Croc. With one of his legs already in the crocodile's jaws, the deer manages to con this enemy, too. "That's only a stick you've got hold of," he taunts. "See, here's my real leg," he yells, kicking his other leg past Croc's nose. The croc releases the first leg to lunge at the second but quick as a flash, the deer leaps away! Proud of his feats, our friend comes upon a lowly snail crawling along at – you guessed it – a snail's pace! "Let's race," sneers Deer. Now the little snail has waited for such a long time to get back at the deer, who regularly humiliates him with the "let's race" taunt. So he is ready for Deer this time. "Okay," he agrees and off they start.

Deer tears along towards the finish line but to his utter amazement, when he reaches it, Snail is already there ahead of him! "I can't believe this," he gasps. "Well, we'll see who gets back to Start first!" And he tears along at double his usual speed. But when he arrives at the starting line, there is Snail, looking quite cool and triumphant. "Once more!" yells Deer, furious but unwilling to admit defeat. Yet once again he finds the snail has beaten him to the line. Dumbfounded, he slinks off, hanging his head.

Much later in the day, the two snails meet halfway between the start and finish lines. Grinning broadly, they congratulate each other. "We got him this time, we did!" You see, they look so much alike, the poor Deer never realized that he wasn't seeing the same competitor at the start and finish.

The Scriptures tell us that Life is short and that we are called to enjoy it as we journey through it in both the good and the bad times. For...the fastest runners and the greatest heroes don't always win races and battles. Wisdom, intelligence and skill, don't always make us healthy, rich or popular. It is better to be wise rather than foolish. Be generous and some day, you will be rewarded.

Rover Baden-Powell Scout award




WYNNUM CELEBRATE FIRST QUEENS SCOUT IN FIVE YEARS

This photo of AJ. Schmidt from the Wynnum Venturer Unit, was taken when cutting his cake at his Queen's Scouts Award Ceremony which was held on Saturday 14th May 2011 at the Wynnum Scout Den.

AJ is the first person from his Unit to receive this Award in 5yrs and the last one to receive it on the old Passport.

Put some "International" in your program. Below are just 3 examples of how you can achieve an "Inkling of International" in your program through the Award Scheme. Each month we will highlight a different badge from the Award Scheme.



CUB SCOUTS


Collector Badge: Why not get everyone to bring along their collections? Spend the night photographing and explaining each collection. Ask your Pen-Pals to do the same. It will be interesting to see the differences and similarities between your collections and those in another country.

SCOUTS



Cultural Heritage Badge: Identify and try food from a different culture or country. Prepare and cook a three-course meal inspired by a different culture or country. Find out about indigenous Australian traditions and ways of life, then make a film about it and send it to your Pen-Pal.

VENTURERS



Through letter/email/chat conversations with a Venturer Scout overseas:

- explore moral, social and religious customs and teachings, and compare them to your own, in order to better understand your own relationships with other people.
- explore moral, social and religious customs and teachings, and compare them to your own to discover for yourself what is involved in your acceptance of the Promise and Law

These and many more badges from the Award Scheme can be achieved by registering for the International Pen-Pal Program To register email your details to penpals@qldhq.scouts.com.au

Administration & Communications



Queensland Branch

WEBSITE UPDATES

<http://www.scoutsqld.com.au>

- How to erect a Queensland Ridge Tent—Scout Section resources
- Queensland Branch Constitution—Members Only Area

UPDATED FORMS

The following forms have been updated on the Scouts Queensland Website in the Members Only Area.

To download these forms you need Adobe Acrobat Reader. Download free from <http://www.adobe.com>

Form	Description	Issue	Date
A15	Leader Training Application	25	05/11
A57	Venturer Scout Section Course app	6	05/11
F22	Charter/Recharter of a Formation	7	05/11
F27	Member release and indemnity	2	05/11

LEADER AND ADULT MEMBER RENEWAL INVOICES 2011/2012

The 2011/2012 Leader and Adult Member invoices have now been sent via post. If you do not receive your Formations invoice please contact the Finance Department request a copy.

YOUTH MEMBER RENEWAL INVOICES 2011/2012

Within the next couple of days you will receive in the mail the 2011/2012 Youth Member renewal invoices. These invoices would normally be sent in early April but due to constraints within the temporary office it wasn't possible to send them out any earlier.

When you receive the invoices you may notice that the due date is incorrect. Please ignore the due date on the invoice. The correct due date is **11/06/2011**.

Payment of all Youth Member invoices by the above due date will ensure that your Group will receive the rebate. For further information see Encompass Issue 20, June 2010 for the policy update "RETAIN TO RECRUIT PROGRAM" Please do not instruct parents to send payment direct to Branch Headquarters. All payments are to be sent through the Group.

REMINDER

ANNUAL FINANCIAL RETURNS ARE AVAILABLE TO BE DOWNLOADED FROM THE SCOUTS QLD WEBSITE



ANNUAL FINANCIAL RETURNS WERE DUE BY 31ST MAY 2011

FLOOD GENEROSITY

Recently the Moreton Region was presented with a cheque from the Commonwealth Bank for \$20,000. The cheque handover happened at Moreton Region Seminar run on the 28th of May 2011. The Commonwealth Bank donated the money to Scouts Queensland in the aid to get Scouting back too normal in the Moreton Region after the devastation of the January floods. Chief Commissioner of Scouts Queensland Mr Maurice Law AM says



"This cheque will be spent on repairing flood damaged dens in the Region. It is great to see that one of Australia's big four banks have not forgot about Scouting during this trying time".

Many Scout Groups and their families within the Moreton Region were severely affected by the January floods. Scouts Queensland would like to say a big "BRAVO" to the Commonwealth Bank.

NOTICE OF MEETING BRANCH COUNCIL

The Annual General Meeting of the Branch Council will be held on:

Thursday 30 June 2011 at 7.00pm

**Venue: Charles S Snow Centre,
Baden Powell Park, Samford**

All Members can attend. Only eligible Members can vote. See Constitution for listing of Eligible Voting Members. Nominations open for Branch Executive Committee. See Branch Website for nomination form and position descriptions

Administration & Communications



UNKNOWN BLUE CARDS RECEIVED

We have received Blue Card information from the Commission for the following people, however there is no record of their involvement with Scouting as a Member or an Adult Helper. If any of the people listed below are attached to your Formation please contact the Adult Membership Support officer immediately. Failure to determine where these people are attached to will result in advice to the Commission of their non involvement with Scouting in Queensland. Contact the Adult Membership Support officer on 3721 5732 or adult.membership@scoutsqld.com.au



commission for
children and young people
and child guardian

Nicholas Kutasi
Karin Weller
Benji Dean Hulse
Clayton James Tomlin
Brett Stephen Shepherdson
Ashley Thomas Stephenson
Jacqueline Nunn
Michael Robert White
Robert Gordon Shepherd
Ashley Brown
Gavin Mark Wilson
David Andrew Flanagan
Rebecca Rae Mata
Malcom John Cleworth
Kim Maree Verbeek
Jeffrey George Pollock
Benita Salvatore
Samuel Robert Charles Evans
Stephen Marc Barden
Cheyne Debra Collingwood
Gary James Cross

CHARTERED FORMATIONS

The following Formations have become Chartered or rechartered during the month:



2nd Toowoomba Scout Group
Glennie Heights Scout Group
Grovely Scout Group
Upper Mount Gravatt Scout Group
Stafford Scout Group
Oyster Point Scout Group
Bauple Scout Group
Gumdale Scout Group
Burleigh Heads Scout Group
Edge Hill Scout Group
Toohey Mountain Scout Group
Capricorn Region
Alice River Scout Group
Lawnton Scout Group
Underwood Scout Group
Wavell Heights Scout Group
2nd Nambour Scout Group
Bracken Ridge Scout Group
Hemmant Scout Group
Whitsunday Coast Scout Group
Cooroy Scout Group
Albany Creek Scout Group
Pamphlett Sea Scout Group
Pimlico Mundingburra Scout Group
Blackwater Scout Group
Algester Scout Group
Bardon Scout Group
Brisbane Inner City Scout Group
Emerald Scout Group
Gordon Park Scout Group
Indooroopilly Scout Group
Longreach Scout Group
Queensland Branch Water Activities Scout Fellowship
Sunnybank Scout Group
The Gap Scout Group
Victoria Point Scout Group
Wynnum Scout Group
Kirwan Scout Group
Stanthorpe Scout Group
Shailer Park Scout Group
Bowen Scout Group
Dayboro Scout Group

ADULT MEMBERSHIP AND YOUTH MEMBERSHIP APPLICATION FORMS

In the past the Adult Member and Youth Member registration forms have been a carbon copy form.

The Branch will not be reproducing these forms in carbon copy and a PDF version of the forms is available through the Members Only Area of the Branch website.

It will enable Formation Leaders to print off the forms as required and not wait for them to be posted out.

The Adult Member form is accompanied by a number of other attachments to form the Leader Sign Up Kit. The attachments will also be linked.

Training

Dates are subject to change throughout the year



Course #	Venue	Start Date	End Date	Closing date
Abseiling Level 1 (Artificial Surfaces)				
1011102	Rocky Creek Campsite	27-Aug-11 (Sat)	28-Aug-11 (Sun)	5-Aug-11 (Fri)
1011103	Loam Island	9-Sep-11 (Fri)	11-Sep-11 (Sun)	19-Aug-11 (Fri)
Abseiling Level 1 (Natural Surfaces)				
1091101	Rocky Creek Campsite	27-Aug-11 (Sat)	28-Aug-11 (Sun)	5-Aug-11 (Fri)
1091103	Loam Island	9-Sep-11 (Fri)	11-Sep-11 (Sun)	19-Aug-11 (Fri)
Abseiling Level 2 (Artificial Surfaces)				
1021102	Baden-Powell Park	26-Jun-11 (Sun)	23-Sep-11 (Fri)	3-Jun-11 (Fri)
Abseiling Level 2 (Artificial Surfaces) (6 Weeks)				
1021101	Karingal Campsite	26-Jun-11 (Sun)	23-Sep-11 (Fri)	5-Jun-11 (Sun)
Abseiling Level 2 (Natural Surfaces)				
1031103	Baden-Powell Park	26-Jun-11 (Sun)	23-Sep-11 (Fri)	3-Jun-11 (Fri)
Abseiling Level 2 (Natural Surfaces)(6 weeks)				
1031101	Karingal Campsite	26-Jun-11 (Sun)	23-Sep-11 (Fri)	5-Jun-11 (Sun)
Bushwalking (Tracked and Easy Untracked) Level 1				
1041103	Tarmaroo Campsite (Bluewater)	15-Jul-11 (Fri)	17-Jul-11 (Sun)	24-Jun-11 (Fri)
Canoeing (Flat and Undemanding Water) Level 1				
1051111	Lowood	19-Aug-11 (Fri)	21-Aug-11 (Sun)	29-Jul-11 (Fri)
1051106	Murrenbong Campsite - Kurwongbah	27-Aug-11 (Sat)	28-Aug-11 (Sun)	5-Aug-11 (Fri)
Committee Development Course				
3781101	Darling Downs Region Head Quarters	25-Jun-11 (Sat)	25-Jun-11 (Sat)	3-Jun-11 (Fri)
3781102	Belmont	24-Jul-11 (Sun)	24-Jul-11 (Sun)	1-Jul-11 (Fri)
Cub Scout Skills Training 1(new)				
5101109	Baden-Powell Park	7-Aug-11 (Sun)	7-Aug-11 (Sun)	15-Jul-11 (Fri)
Cub Scout Skills Training 2(new)				
5111108	Baden-Powell Park	10-Jul-11 (Sun)	10-Jul-11 (Sun)	17-Jun-11 (Fri)
Cub Scout Skills Training 3(new)				
5121105	Seeonee Park - Rockhampton	22-Jul-11 (Fri)	24-Jul-11 (Sun)	1-Jul-11 (Fri)
5121106	Rowallan Park - Mackay	26-Aug-11 (Fri)	28-Aug-11 (Sun)	5-Aug-11 (Fri)
5121107	Tarmaroo Campsite (Bluewater)	26-Aug-11 (Fri)	28-Aug-11 (Sun)	5-Aug-11 (Fri)
First Aid - Apply First Aid Fast Track				
7001108	Moreton Region Scout Centre	23-Jul-11 (Sat)	23-Jul-11 (Sat)	1-Jul-11 (Fri)
7001109	Moreton Region Scout Centre	20-Aug-11 (Sat)	20-Aug-11 (Sat)	29-Jul-11 (Fri)
7001103	Non Scouts Site	27-Aug-11 (Sat)	27-Aug-11 (Sat)	5-Aug-11 (Fri)
First Aid - CPR Fast Track				
7301106	Moreton Region Scout Centre	9-Jul-11 (Sat)	9-Jul-11 (Sat)	17-Jun-11 (Fri)
7301103	Non Scouts Site	28-Jul-11 (Thu)	28-Jul-11 (Thu)	8-Jul-11 (Fri)
7301107	Moreton Region Scout Centre	3-Sep-11 (Sat)	3-Sep-11 (Sat)	12-Aug-11 (Fri)
Joey Scout Skills Training 1(new)				
5001109	Baden-Powell Park	7-Aug-11 (Sun)	7-Aug-11 (Sun)	15-Jul-11 (Fri)
Joey Scout Skills Training 2(new)				
5011107	Baden-Powell Park	10-Jul-11 (Sun)	10-Jul-11 (Sun)	17-Jun-11 (Fri)
Joey Scout Skills Training 3(new)				
5021105	Seeonee Park - Rockhampton	22-Jul-11 (Fri)	24-Jul-11 (Sun)	1-Jul-11 (Fri)
5021106	Rowallan Park - Mackay	26-Aug-11 (Fri)	28-Aug-11 (Sun)	5-Aug-11 (Fri)
5021107	Tarmaroo Campsite (Bluewater)	26-Aug-11 (Fri)	28-Aug-11 (Sun)	5-Aug-11 (Fri)
Kayaking (Flat and Undemanding Water) Level 1				
1071108	Lowood	19-Aug-11 (Fri)	21-Aug-11 (Sun)	29-Jul-11 (Fri)
1071104	Murrenbong Campsite - Kurwongbah	27-Aug-11 (Sat)	28-Aug-11 (Sun)	5-Aug-11 (Fri)
Leadership Training 3				
4491111	Baden-Powell Park	22-Jul-11 (Fri)	24-Jul-11 (Sun)	1-Jul-11 (Fri)
4491118	St Margarets	12-Aug-11 (Fri)	14-Aug-11 (Sun)	22-Jul-11 (Fri)
4491112	Baden-Powell Park	19-Aug-11 (Fri)	21-Aug-11 (Sun)	29-Jul-11 (Fri)
Leadership Training 3 (2 Sundays)				
4491110	Queensland Scout Centre	26-Jun-11 (Sun)	3-Jul-11 (Sun)	3-Jun-11 (Fri)
Leadership Training 3 (6 Evenings)				
4491113	Queensland Scout Centre	1-Sep-11 (Thu)	6-Oct-11 (Thu)	5-Aug-11 (Fri)
LOA Skills Training 1 (new)				
5501108	Baden-Powell Park	26-Jun-11 (Sun)	26-Jun-11 (Sun)	3-Jun-11 (Fri)
5501109	Baden-Powell Park	21-Aug-11 (Sun)	21-Aug-11 (Sun)	29-Jul-11 (Fri)

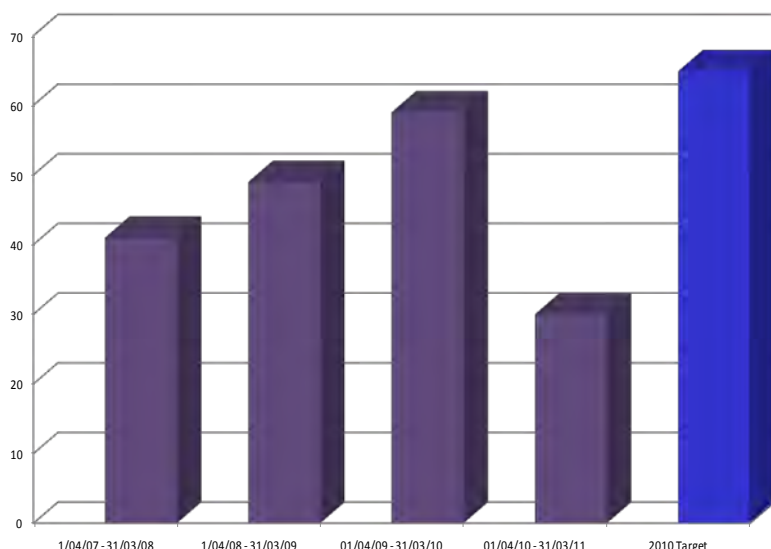
Training

Dates are subject to change throughout the year



Course #	Venue	Start Date	End Date	Closing date
LOA Skills Training 2 (new)				
5511107	Baden-Powell Park	10-Jul-11 (Sun)	10-Jul-11 (Sun)	17-Jun-11 (Fri)
LOA Skills Training 3 (new)				
5521105	Seeonee Park - Rockhampton	22-Jul-11 (Fri)	24-Jul-11 (Sun)	1-Jul-11 (Fri)
5521106	Rowallan Park - Mackay	26-Aug-11 (Fri)	28-Aug-11 (Sun)	5-Aug-11 (Fri)
5521107	Tarmaroo Campsite (Bluewater)	26-Aug-11 (Fri)	28-Aug-11 (Sun)	5-Aug-11 (Fri)
Module 1 Train the Trainer (2011)				
2801102	Queensland Scout Centre	5-Aug-11 (Fri)	6-Aug-11 (Sat)	15-Jul-11 (Fri)
Module 2 Train the Trainer (2011)				
2811102	Queensland Scout Centre	6-Aug-11 (Sat)	7-Aug-11 (Sun)	15-Jul-11 (Fri)
Module 4 Train the Trainer (2011)				
2831103	Queensland Scout Centre	21-Aug-11 (Sun)	21-Aug-11 (Sun)	29-Jul-11 (Fri)
Scout Skills Training 1 & 2				
5211110	Baden-Powell Park	6-Aug-11 (Sat)	7-Aug-11 (Sun)	15-Jul-11 (Fri)
5211110A	Baden-Powell Park	6-Aug-11 (Sat)	7-Aug-11 (Sun)	15-Jul-11 (Fri)
Scout Skills Training 3 (new)				
5221104	Seeonee Park - Rockhampton	22-Jul-11 (Fri)	24-Jul-11 (Sun)	1-Jul-11 (Fri)
5221105	Rowallan Park - Mackay	26-Aug-11 (Fri)	28-Aug-11 (Sun)	5-Aug-11 (Fri)
5221106	Tarmaroo Campsite (Bluewater)	26-Aug-11 (Fri)	28-Aug-11 (Sun)	5-Aug-11 (Fri)
Specialist Outdoor Activities Skills 1				
5601109	Tarmaroo Campsite (Bluewater)	15-Jul-11 (Fri)	16-Jul-11 (Sat)	24-Jun-11 (Fri)
5601115	Lowood	19-Aug-11 (Fri)	20-Aug-11 (Sat)	29-Jul-11 (Fri)
5601105	Murrenbong Campsite - Kurwongbah	26-Aug-11 (Fri)	27-Aug-11 (Sat)	5-Aug-11 (Fri)
5601106	Rocky Creek Campsite	26-Aug-11 (Fri)	28-Aug-11 (Sun)	5-Aug-11 (Fri)
Venturer Leadership				
1511103	Southport	22-Jul-11 (Fri)	24-Jul-11 (Sun)	1-Jul-11 (Fri)
Venturer Scout Skills Training 1 & 2				
5311110	Baden-Powell Park	6-Aug-11 (Sat)	7-Aug-11 (Sun)	15-Jul-11 (Fri)
5311110A	Baden-Powell Park	6-Aug-11 (Sat)	7-Aug-11 (Sun)	15-Jul-11 (Fri)
Venturer Scout Skills Training 3(new)				
5321104	Seeonee Park - Rockhampton	22-Jul-11 (Fri)	24-Jul-11 (Sun)	1-Jul-11 (Fri)
5321105	Rowallan Park - Mackay	26-Aug-11 (Fri)	28-Aug-11 (Sun)	5-Aug-11 (Fri)
5321106	Tarmaroo Campsite (Bluewater)	26-Aug-11 (Fri)	28-Aug-11 (Sun)	5-Aug-11 (Fri)
Wood Badge Training 1				
9501104	Wirraglen Campsite - Darling Downs	15-Jul-11 (Fri)	17-Jul-11 (Sun)	24-Jun-11 (Fri)

Wood Badge



CONGRATULATIONS WOOD-BADGE

Pleased to announce the awarding of the Wood-badge to the following Members.

Sharon Elvins
Lisa Caulley

Kirwan Scout Group
Albany Creek Scout Group



Scouting is a worldwide Movement with over 30 million Scouts in 160 countries. International Scouting is aimed at creating an understanding of other cultures as well as promoting peace and tolerance through our common understanding of the Scouting Aims and Principles.



"When you join a Patrol you become part of a worldwide brotherhood in which every member has promised to keep the Scout Law. Because of this it doesn't matter if they speak different languages, are of different colours or hold different religious beliefs. When you meet Scouts at large gatherings, remember that they are your brothers and show by your actions that you regard them as friends."

- Lord Robert Baden-Powell, Founder of Scouting



The Scouts of the World (SoW) Award provides the opportunity for Venturer Scouts and Rovers to "create a better world" by facing the three main challenges of the future as identified by the UN Millennium Development Goals: **PEACE**, security and disarmament, **DEVELOPMENT** and poverty eradication, Protecting our common **ENVIRONMENT**

The SoW Award can be completed in partnership with a section of the BP Award or the World Scout Environment Badge as long as appropriate approvals for each of the Awards have been received. The guidelines for the SoW Award and the SoW Passport are available through bc.international@qldhq.scouts.com.au or your Branch Rover Council and Branch Venturer Council.

23rd World Scout Jamboree 2015 Japan

The Jamboree will be located on Kirarahama or Kirara Beach in Yamaguchi Prefecture. The Japanese word "kirara" means mica: Kirara Beach offers a beautiful landscape in front of which the Seto Inland Sea glitters in the sunlight just like mica.



This kanji symbol means unity, harmony, a spirit of unity, cooperation, friendship, peace, and total, and also encapsulates the culture of Japan.



「和」 WA : a spirit of unity

Located in the westernmost part of the Honshu Island, Yamaguchi Prefecture has been active in trade with the Asian continent from ancient times, representing a meeting point of Japanese culture and foreign cultures.

Access to the site is easy by high-speed transportation systems such as airplanes and Shinkansen bullet trains.

The theme for the event is Wa: A Spirit of Unity," of which the Japanese kanji symbol is also a part. In Japanese symbol (see picture) means unity, harmony, a spirit of unity, cooperation, friendship, peace, and total, and also encapsulates the culture of Japan.

This theme was proposed because it can be incorporated into all the aspects of the Jamboree, and specifically that the following be the key words for this theme: **Peace, Harmony, Solidarity**

7th Asia-Pacific Regional Air/Internet Jamboree

The Asia-Pacific region of WOSM is pleased to introduce the 7th Asia-Pacific Regional Air-Internet Jamboree. The General Association of the Scouts of China will host this event on 6-7th August 2011. A regional event that was established in 2004 in which Scouts can contact each other by means of amateur radio and through the Internet. It's a great and unique opportunity for Scouts of all ages to communicate with each other within the Asia-Pacific Region.

12th Malaysian Scout Jamboree

Date: 19-25 November 2011

Jamboree Theme: Heritage Exploration

Venue: Telaga Batin Camp, Kuala Terengganu, Terengganu, Malaysia

Program Highlights:

Scout craft obstacle course, water activities, educational tours, forum, radio amateur, traditional goffts. jamboree tours and exploration

Jamboree Fee:

Fee for every participant is USD \$150, which will cover food, tent activities, jamboree kit and jamboree tour.



Scout International Student Exchange Program

First and foremost, Thank you to those families who offered to Host the Danes this year. They were all placed interstate but we are keen to get as many Families as possible to get their forms in soon for next year. The national Coordinator usually starts trying to find Host Families around Feb/March, so next year we would like to be more prepared and have Host Families ready to be matched with a visiting Scout. They visit for approx 6-7 weeks from the end of June. This is a great opportunity to participate in International Scouting in the comfort of your own home and surroundings and get to show off the Australian way of life. If your Family is interested, please contact _sisep@qldhq.scouts.com.au



We have one Family from the Sunshine Coast who will be hosting an English Scout and they are eagerly awaiting more details of her arrival date. On the Outbound side of things, we would encourage anyone interested in going next year to lodge their expression of interest with us ASAP so that planning can start sooner rather than later. We may even be able to tee up a Host Family well in advance.

You will also find in this month's Encompass Magazine, the latest instalment of experiences from last year's exchangee's, this month is part 2 from Shelly Gibbs. Hope you enjoy reading it. Remember, for more information and Expression of Interest Forms, please send an email to sisep@qldhq.scouts.com.au and we will get back to you in a timely manner.

We hope to hear from you soon regarding these great opportunities.

Scott Edwards

Youth Program Support Branch Advisor (International) – SISEP Co-



ordinator - Qld(Scout International Student Exchange Program)
sisepe@qldhq.scouts.com.au

Mobs, Packs, Troops, and Units Urgently Wanted

Currently we have an overwhelming number of overseas groups waiting for Australian links. Register your section now for the International Pen Pal program. Email your details to penpals@qldhq.scouts.com.au and register today.



Unique Opportunity to Volunteer in Timor Leste with Scouts?

Scouts Australia may have a unique opportunity for a young person between the ages of 18 and 30 years to work with Timor Leste Scouts for 9 months from July 2011. This would be part of the Australian Youth Ambassadors for Development (AYAD) program. Contact Paul Rollason. bc.international@qldhq.scouts.com.au for more information.

The Award Scheme and International Scouting.

Each month we will be highlighting an Award Scheme badge, along with suggestions on how you can implement International Scouting into it.



International Culture badge for Cub Scouts:

Research and investigate Scouting in a different country, find out how different their culture is to ours. Find the differences in the way scouts are run there, their uniform food, language, transport, weather etc. Then present your findings to your Pack, this could be by way of power point presentation, oral presentation, or you could present a booklet to your Pack, with maps and pictures and your findings. This could be the start of library of information about Scouts around the world.

See the exciting events we have in the Asia-Pacific Region.

July 2011

- * NSOT Centenary Celebration, 1 July, Thailand
- * 28th APR Scout Jamboree, 11-17 July, Taiwan
- Celebrating Republic of China (Taiwan) Centenary and 100 Years of Chinese Scouting
- * 22nd World Scout Jamboree, 27 July to 7 Aug, Sweden

August 2011

- * 7th APR Air/Internet Jamboree, 6-7 August

September 2011

- * Youth Programme and Training Commissioner's Forum - 30 August – 3 September 2011
- Woodhouse Scout Campsite, Adelaide, Australia
- Launch of Messengers for Peace, 23 September, Saudi Arabia

October 2011

- * JOTA-JOTI, 15-16 October

March 2012

- * 29th APR Scout Jamboree, 31 March - 6 April, Sri Lanka

2014

- * 40th World Scout Conference, 12th World Scout Forum, Slovenia

World Wide

2017

- * 15th World Scout Moot, Iceland

2019

- * 24th World Scout jamboree, North America

Scouts Australia is currently seeking Contingent Leaders for the following upcoming international events:

- **Boy Scouts of America Jamboree 2013**
- **World Scout Jamboree 2015**
- **Gallipoli Centenary 2015**

International Visitors - Reminder

Just a reminder to all members/ groups/ formations/ regions, if you have someone contact you from overseas requesting assistance, you should always refer this back to the International Team as we can check it out to see if they are legitimate and see if the request is reasonable. There are many people who prey on Scouting and their generosity. Many requests come from people claiming they are Scouts but they aren't registered. Additionally, if an international group wishes to travel to Australia and meet with you or organise an event, you should also contact the International Team so we can once again see that they are a legitimate group and are registered with WOSM. Once again we recently had a group coming to Australia and flights were booked, activities organised etc. This group were claiming to be Scouts but were not registered with WOSM. In fact they were using the Scout name illegally and pretending to be Scouts. What this means is that Scouts Queensland will not endorse such a visit and in fact will not permit out youth members to have any contact as we do not know anything about these people attending. Allowing such unauthorised visits may also contravene the Child Protection Act.

In Closing—Being part of a world-wide brother and sisterhood is really exciting. You don't have to leave Australia to feel part of it. You can participate in international Scouting right here at home! There are plenty of options, and here are just a few ideas:

SISEP (Scout International Student Exchange Program) –Scott Edwards SISEP Coordinator QLD sisepe@qldhq.scouts.com.au

JOTA & JOTI – Ian Lightbody Qld Coordinator

jota@qldhq.scouts.com.au

International Pen-Pal Program –Susan Rogers Qld Coordinator

penpals@qldhq.scouts.com.au

Hands Across The Water Program (Joey Scouts)

penpals@qldhq.scouts.com.au

If you would like to know more about what is happening internationally in Scouting or would like to participate in an overseas event, visit Scouts Australia's Website at www.international.scouts.com.au and it will open up many more links for you to explore? If you have International stories and pictures to share, or require further International information please contact Paul Rollason, BC International, via Branch or E-Mail bc.international@qldhq.scouts.com.au or visit the Queensland website at www.scoutsqld.com.au and click on "Events" and then "International".

Program Ideas

To be a Movement which delivers
a dynamic, exciting and vibrant
program



CHOCOLATE BANANA

Cut a slit lengthways in the banana and insert some pieces of chocolate.

Wrap the whole lot in foil and place in the embers. Eat once the chocolate melts.



SPUD EGG

Cut the top off a potato and scoop a hole in the middle. Crack the egg into the hole, put the top back in place and secure with small wooden pegs. Bake until the potato is cooked.

Crack egg and put in shell of clay about 1/2 inch thick, bake in red embers. To make spud-eggs, cut potato across short axis, hollow out both halves, break egg into it, replace top and spike in place with sharpened match stick, bake in embers for about 15 minutes.

BAKED APPLES IN CLAY OR TINFOIL

Core apple and stuff centre with currants or dates or sultanas, butter. Wrap in greased tinfoil and place on the embers.

Cook for 10-15 minutes. If clay is used, cook longer.



PIZZA POCKET

Try a pizza pocket dinner, made with those packages of 'flat' dough. You take the flat dough, and fill the center with pizza sauce, pepperoni, cheese, with optional mushroom, olives etc.



Fold it over to enclose the 'goodies' and wrap in 2 layers of foil. 'BAKE' 10 minutes on each side, and you might have a pizza pocket

FOIL DINNER

Take a double piece of aluminum foil, put a hamburger patty on it, a little bit of butter or margarine, and any or all of the following ingredients which the scouts all make and cut up together: carrots, potatoes (thinly sliced so they will cook fast), onions, and anything else you can think of. The boys all cut up the vegetables and we line everything up on foil and they go down the line and put anything on that they want. When they are done, the foils are wrapped and sealed and then placed on the fire.

The Scouts need to watch just where theirs was placed. The fire should not be a high flaming fire, but more like coals - in fact barbecue coals work nicely too. Within 10-15 minutes, you can start pulling them off the fire (don't forget something to pull them off with)



KEBABS

Can be made with many different ingredients - the main idea is that you put meat and vegetables in small pieces on a barked stick and grill them over the embers.



They can be made even more delicious if you brush your kebabs with a mixture of oil and spices. A small tip here - use the very small onions normally used for bottling. Why not try a fish kebab?

Warning, firm fish only should be used. Pork is not suitable for kebabs as it needs much longer to cook.

HOTPOT RECIPE

Ingredients

500g (1 lb) beef steak diced
1 onion
2 cloves garlic
1 carrot
4 potatoes
soy sauce
1 beef stock cube or powder
salt and pepper
oil for frying
1 can of peas and corn (optional)



Method

Chop the onion and garlic and fry these in a little oil. Add the diced cubes of beef and cook until browned. Add salt and pepper, a little soy sauce and the powdered beef stock. Cover and cook for about 10 minutes while you peel and dice the potatoes and carrot. Add the diced vegetables to the pot, along with a tablespoon of salt and enough water to cover the vegetables. Cover and bring to the boil, then simmer for about 15 minutes until all the vegetables are cooked. If you like, add a can of peas and corn and cook for a few extra minutes. If the gravy needs thickening, mix a tablespoon of cornflour in half a cup of water, add this to the pot and stir while bringing to the boil. Cook for one minute, or until gravy thickens

DAMPER

Ingredients

self raising flour
baking powder
salt
1 egg
1 tablespoon cooking oil
milk

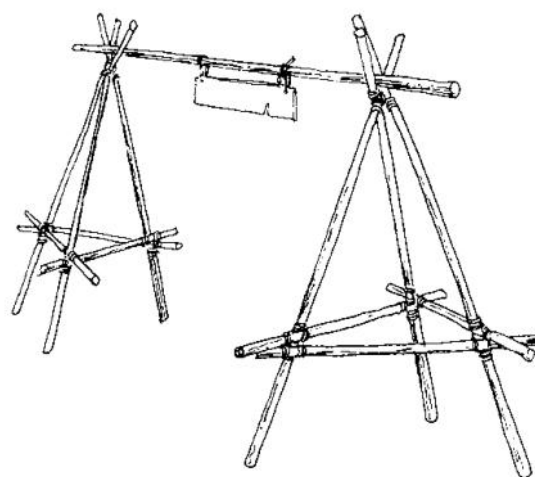
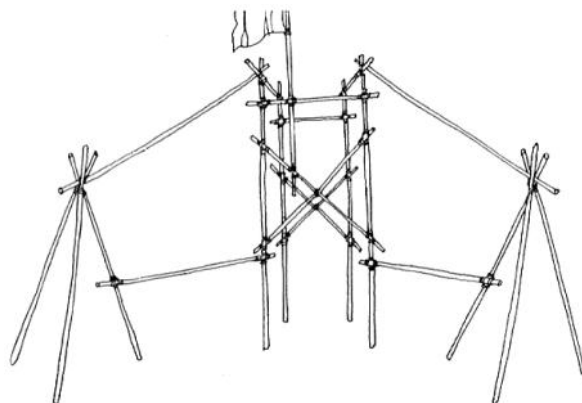

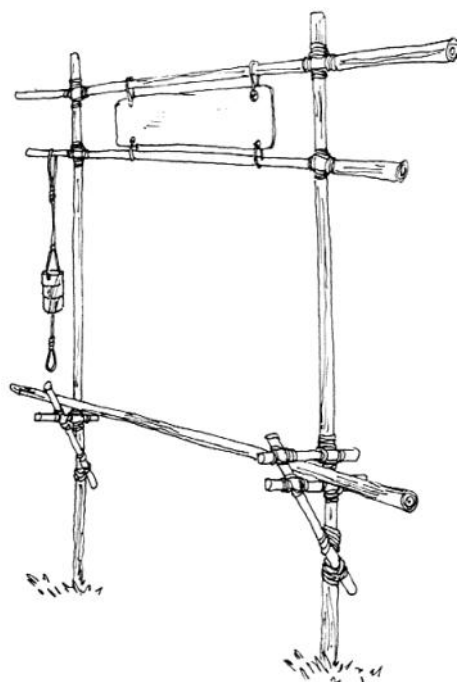
Method

Half fill the camp oven with the SR flour. Add 1 teaspoon of baking powder and a good pinch of salt. Mix these dry ingredients and make a well in the centre of the flour mixture. Add 1 egg, 1 tablespoon of oil and enough milk to mix. Mix well, adding more milk a little at a time as required. Mix until the dough is well mixed and a little sticky. Even out the mixture and brush the top with a little milk to help in browning.



Program Ideas

To be a Movement which delivers
a dynamic, exciting and vibrant
program



GATEWAY IDEAS

Gateways can be both a simple or a complex design, it is purely up to your imagination as to how you design your gateway. Gateways when erected properly and with knots secure, will withstand camps of longer periods.

THE RESOURCES FOR THIS MONTHS PROGRAM IDEAS PAGE COME FROM THE FOLLOWING WEBSITES

http://www.barking-dagenham-scouts.org.uk/survivalcamp/survival_camp_backwoods_cooking02.pdf

<http://ajm.pioneeringprojects.org/pioneering/PioneeringProjects.pdf>

<http://www.angelfire.com/ia3/camping/aluminumfoil.htm>

www.scouting.org.za/resources/backwoods/BackwoodsRecipes.pdf

THE CARDBOARD BOX OVEN

A cardboard box will make an oven -- and it works just as well as your oven at home! There are different ways to make a cardboard box oven.

- Cut off the flaps so that the box has four straight sides and bottom. The bottom of the box will be the top of the oven.
- Cover the box inside COMPLETELY with foil, placing the shiny side out.
- To use the oven, place the pan with food to be baked on a footed grill over the lit charcoal briquettes.
- The grill should be raised about ten inches above the charcoal. Set the cardboard oven over the food and charcoal.
- Prop up one end of the oven with a pebble to provide the air charcoal needs to burn or cut air vents along the lower edge of the oven.

FOIL COOKING

Tear off a piece of foil about twice as long as you want the completed food package to be. Lay the foil flat, place the food on top, and fold the foil in half so the food is between the folded pieces, near the fold.



Then, beginning at the place where the two end edges meet, make a fold of about 1/2 inch and firmly press this, sealing the seam. Then fold the seam over two more times, 1/2 inch at a time, and press to seal.

The two open ends are then sealed in the same manner, and the packet is ready for the cooking fire.

THE OFFICE OF THE CHIEF COMMISSIONER

POLICY UPDATE

TRAINING QUALIFICATIONS AND

WHAT I AM ENTITLED TO DO

POLICY

The purpose of this chart is to clearly define what Leaders, Adult Support Members, Fellowship Members, Adult Helpers and Rovers can do in Accordance with Policy & Rules and Queensland Branch Scouting Instructions. QBSI is currently under review and this chart will be included in the revised edition, however as this chart is taken from what is already written working within this Policy, it is effective immediately.

It is included in Encompass in an effort to ensure that Adult Members are aware of their responsibility to ensure that the service they give to the Movement is carried out within the policy thereby ensuring that the Associations Duty of care is honoured.

MAURICE J LAW, AM
CHIEF COMMISSIONER OF QUEENSLAND

Adult Support Members and Fellowship Members						
What can you do	Non Parent (child not in the same Formation)		Parent (child in the same Formation)		Cert of Membership / Appointment	Letter of Welcome
	No Blue Card	Current Blue Card	No Blue Card	Current Blue Card		
Adult Support Member / Fellowship Members						
Participate in planning	✓	✓	✓	✓	✓	
Sectional meetings, activities other than over night		S	S	S	✓	
Sleep Overs / Pack Holidays / Camps		S	S	S	✓	
Adult Helpers						
Participate in planning	✓	✓	✓	✓		✓
Sectional meetings, activities other than over night		S	S	S		✓
Sleep Overs / Pack Holidays / Camps		S	S	S		✓
Definitions						
Support - (works under supervision of a qualified Leader)				S		
Cannot participate						

Adult Leaders and Rovers											
	Non Parent (child not in the same Formation)			Parent (child in the same For- mation)			Adult Leadership				
What can you do	No Blue Card	Current Blue Card	Letter of Acknowl- edgment	No Blue Card	Current Blue Card	Letter of Authority	Cert of Mem- bership	Certificate of Adult Leader- ship	Certificate of Appointment	Special Notes	
Participate in planning	p	<input checked="" type="checkbox"/>	<input checked="" type="checkbox"/>	<input checked="" type="checkbox"/>	<input checked="" type="checkbox"/>	<input checked="" type="checkbox"/>	<input checked="" type="checkbox"/>	<input checked="" type="checkbox"/>	<input checked="" type="checkbox"/>		
Attend Training / Group Council / Dis- trict Training Meeting	Limited	<input checked="" type="checkbox"/>	<input checked="" type="checkbox"/>	<input checked="" type="checkbox"/>	<input checked="" type="checkbox"/>	<input checked="" type="checkbox"/>	<input checked="" type="checkbox"/>	<input checked="" type="checkbox"/>	<input checked="" type="checkbox"/>		
Joey Scout / Cub Scout Section											
Sectional meetings, activities other than over night		S	S	S	S	S	S	L	L		
Sleep Overs & Mob/Pack Holidays		S	S	S	S	S	S	S	L		
Scout Section											
Sectional meetings, activities other than overnight		S	S	S	S	S	S	L	L		
Camps/Overnight activities		S	S	S	S	S	S	S	L		
Pioneer and Explorer hikes		S	S	S	S	S	S	S	L	As per Journey Guidelines	
Adventurer Level Hikes		S	S	S	S	S	S	S	L	As per Journey Guidelines	
Venturer Scouts											
Sectional meetings, activities other than over night		S	S	S	S	S	S	L	L		
Camps/Overnight activities		S	S	S	S	S	S	S	L		
Hikes		S	S	S	S	S	S	S	L	As per Journey Guidelines	
Rovers											
Rover over the age 18 participate or run a activity for another youth Section		<input checked="" type="checkbox"/>			S		S	S	L		
Sectional meetings, activities other than over night		S	S	S	S	S	S	L	L		
Camps		S	S	S	S	S	S	S	L		
Leader of Adults											
Sign up a new Leader CC/RC/DC								L	L		
Sign up a new Leader others								S	L*	* only if duly authorised	
Approve C5 section overnight								S	L	As per C5 activity approval	
Approve C5 SOA								S	L	As per C5 activity approval	
Definitions											
Support - (works under supervision of a qualified Leader)		S		Lead - (be in charge of activity)			L	Cannot Participate			



REMINDER: Authorised Badge Secretary and Authorised Trading Cards- All forms were due 31st May 2011

Due 31 May 2011, please be advised that any orders for badges or attempts to charge to a Formation account without the above documentation after the due date has past will result in the order being rejected. Only Formations listed will be able to purchase Award Scheme Badges and/or will be eligible to charge items to the Formation Account (subject to credit restrictions). Please submit your paperwork as soon as possible to ensure continuity of supply.

Forms can be downloaded from the Branch website under the Forms section of the Members Only Area

Authorised Badge Secretary Appointments have been received by the following groups.		Authorised Trading Cards have been received by the following Groups.	
BANKSIA	JOHN OXLEY DISTRICT	BADDOW	KIRWAN
BARDON	MOGGILL	BANKSIA	NAMBOUR DISTRICT
BOWEN	NAMBOUR DISTRICT	BARDON	ROCHEDALE
BRAMBLE BAY DISTRICT	PRIESTDALE	BAUPLE	SILKWOOD
BUNDABERG	SHAILER PARK	BOWEN	SUNNYBANK
CAPRICORN REGION	TARINGA MILTON TOOWONG	BRAMBLE BAY DISTRICT	UNDERWOOD
CHATSWORTH DISTRICT	THE GAP	CAPRICORN REGION	WAVELL HEIGHTS
COOROY	UNDERWOOD	CENTENARY GYMPIE	WHITSUNDAY COAST
D'AGUILAR RANGE DISTRICT	WOODRIDGE	CHILDERS	WIDE BAY BURNETT REGION
EDGE HILL	WYNNUM	D'AGUILAR RANGE DISTRICT	WOOMBYE
GOLD COAST REGION		GOLD COAST REGION	WYNNUM
INDOOROOPIILY		KAWANA	

(Continued from page 7)

ELIGIBILITY TO ATTEND AS A LEADER OR OTHER ADULT

A leader must:

- Hold a Certificate of Adult Leadership
- Be recommended by their GL (or leader in charge)
- Be approved by their Contingent Leader in line with Branch policy
- Other Adults who:
- Are registered members of Scouts Australia (e.g. Office Holders, Fellowship)
- Be recommended by their line manager
- Be approved by their Contingent Leader in line with Branch policy



"We must change boys from a 'what can I get' to a 'what can I give' attitude."

Sir Robert Baden-Powell

P&H MINE PRO LENDS A HAND TO SCOUTING FAMILIES IN NEED.



The January floods and February's cyclone affected many families all over Queensland, including many scouting families. A mining company in Brisbane, P&H

Mine Pro, heard about the devastation caused and decided to see what they could do to help. P&H Mine Pro deals with the manufacturing and distribution of mining equipment and each year they try and make some worthy donations to organisations within the local community.

With the donation from P&H Mine Pro Scouts Queensland has decided to replace Scout Uniforms for the families that were affected by the Queensland disasters.

Do you know someone in a Scouting Family that was affected and still has no access to a uniform? If this is you, or you know someone, please nominate them for this assistance. To nominate yourself or a family please tell us in 150 words or less how you/they were affected during the Queensland Disasters and how a new uniform would help you out in Scouting. Please be sure to include your name, address and Scout Group with your nomination, and that of your nominee if applicable.

All nominations can be emailed to marketingmanager@scoutsqld.com.au or mailed to P&H Mine Pro 2011 Queensland Disaster support package, ATTN: Shaun Sandilands, P.O. Box 520, Toowong QLD 4066. Please note that nominations close on the 30th of June 2011.

SISEP EXCHANGE REPORT TO DENMARK

By Shelly Gibbs

Part 2 – New Year to Homecoming

The next day, Seb from South Australia arrived and we went to Odense, the home of H.C. Anderson. Odense was a very busy city compared to Fredericia. But it was also very pretty. Right in the heart of the town, was the old village where people still lived. The old village houses were very small and the doorways probably came up to my shoulders. The whole town was very cute!. Not two days later we were in the car on our way to Kolding train station where we would start Scout Scoop. Scout Scoop was really cold and really fun. This is where I made most of my friends while in Denmark. There was many challenges to get through on camp, although the camp language was English, I had to get used to the fact that their English is very different to ours. There was lots of miming out words and actions and trying to figure out exactly what was meant.

While on Scout Scoop, I learnt lots about the scouting traditions in numerous countries including Denmark, Austria and England. There was lots of fun and games and it was by far the best New Years celebration I had ever done! I completely recommend this camp to any Venturer Scout travelling overseas and I think that it should be made a compulsory part of the SISEP experience.

After camp, I would be lying if I did not say that I missed my bed, room and my host family, because I did; a lot! But not long after camp, Teis started back at school and I soon realised that in two weeks, I would be leaving Denmark. The thought of this made me both excited and hard, and I can say that for me, I was completely unsure of whether I wanted to go home, or I wanted to stay. The Olsen's were like my second family, and I didn't want to leave them.

The last two weeks went so quickly, there was so much that my host family wanted me to do, so it was very rushed. I went to Møn for Lene's cousin's 50th Birthday. I was glad that I got the opportunity to experience a milestone birthday whilst in the country. I learnt so much about the Danish customs that I don't think I would have learnt otherwise. There was so much singing and laughing and the food just never seemed to end! And there were even fireworks at the end to round off the evening. It was a really great night!

On the 10th of January, I got the chance to experience something completely different; Germany. Lene, Erik and I left bright and early that morning and travelled across Jutland to drop Lene off at work in Esbjerg. After dropping her off, Erik and I (along with my great map reading skills and even better Danish pronunciation) made our way through the southern part of Denmark towards the Denmark-Germany border. When we got into Germany, Erik and I went to a town called Flensburg and there we walked through the main street, bought a waffle from a cute German boy and talked about some of the history of Germany and Denmark. Something I noticed from my host father was that a lot of the Danes know a lot about their history and that of neighbouring countries.

After walking around Flensburg, Erik and I went back to a German store close to the border where Erik bought some soft drink cans and beer (it's cheaper to buy it in Germany than it is in Denmark) and I bought some kæmper skilpaader (chocolate turtles with rum and caramel cream inside) and a kilo bag of cocoa powder. After the shopping we drove back to Esbjerg to pick up Lene from work, then made the drive back across Jutland, to Fredericia. That night I was given strict instructions that the next morn-

ing, I was allowed to shower when I woke up, but then I had to go straight back to my room.

The reason I had to that is because the 11th of January is my birthday, and I was turning 17 :) I did as I was told, and once I had showered, I went back to my room, sat on my bed, and played games on my iPod (I wish it was more interesting than that, but it wasn't). About 30 minutes later, there was a knock at my door, and it opens to Lene, Teis and the workman who was doing the bathroom renovations, singing me happy birthday (only in Danish so I had NO idea what it meant). After that, Lene, Teis and I went to the breakfast table where there was a table cloth with the Danish flag all over it, a lovely array of bread rolls and spreads, and my presents. I sat down, and ate some food, and then I opened my presents.

I spent that day at home, relaxing and sitting by the fire. That was until mum and dad called and I sat there almost in tears because I missed them so much. Talking to them really did make my day; it's interesting just how much one phone call can mean. That afternoon, Patrick, Kim and Farfar came over for cake, coffee. They stayed and later that evening, we had dinner. I got choice for dinner that evening, and I only requested two items of food, sugar potatoes and rice pudding. These two items are by far my favourite of all the food items I tried in Denmark.

After my birthday, it was a matter of making sure I had bought everything that I wanted to buy, and saying my last goodbyes to everyone because that weekend, I was leaving for London. This last week, I went to Teis's school and gave my presentation to the class, they all listened and asked heaps of questions. And after the presentation, some girls asked me out shopping with them later that week. That Friday, I went out shopping with the girls in Teis's class; we walked around town and laughed. We were even walking past Fona (a store like JB HI-FI) when Mary and Frederik's twins were first shown to the country. I thought that this was a very special moment for me to capture, and it is something I will never forget.

That Sunday, we were up bright and early and in the car on our way to Copenhagen. There were a few things that I wanted to see again before I left, one being the Little Mermaid statue and Amalienborg Palace. We got to the airport about 12.30pm and I had my last meal in Denmark; a nutella sandwich and rice pudding. After that, we made our way into the terminal, checked in and just like that it was time to say goodbye. It was pointless for me to tell myself that I wouldn't cry, because I knew quite well that I couldn't leave the Olsen family, the family who had loved and cared for me, without crying, especially at the thought that I didn't know when I would be seeing them again. I could not have wished for a better family to spend my Denmark experience with, and I hope that they continue to host for many years to come and give other Australian Venturers the opportunity and love that I received from them.

When we arrived in London, we were glad to discover that it was considerably warmer than Denmark at that point in time. I was glad that I could happily walk around the city, without thermals on, and my jacket undone, taking in the nice cool breeze and absorbing the sunlight. Overall the SISEP Experience is one that I would gladly recommend to any future venturers wondering about whether or not the program is the right thing for them. I would more than gladly give up my summer holidays from school to undertake the same experiences again, and the many more that I didn't get the chance to do. This program is definitely great value for money, and it will definitely change you as a person for the better.



23rd Australian Jamboree 2013
ABN: 67 019 153 391

PO Box 463, TOOWONG DC QLD 4066
Phone/Fax: 07 3870 2291
Website: aj2013.scouts.com.au
Email: info@aj2013.scouts.com.au

Calling Volunteers for the AJ2013 SafeTrans Directorate

Do you have an interest in Safety, Security, Transport, Traffic Management or Risk Management?



The Safety & Transport Directorate (SafeTrans) for AJ2013 is calling for Expressions of Interest (EOI) from Scouting and non-Scouting personnel to consider joining the team. Queensland Volunteers are required now for key roles across all areas of the Directorate.

If you have an interest in making sure we provide a safe, secure and enjoyable event for the Scouts and Leaders participating then consider supplying an EOI today.

Lock in your AJ2013 experience and role early by possibly becoming a key member of the SafeTrans team. EOIs should be directed to SafeTrans Director Trevor O'Hara via email on safetrans@aj2013.scouts.com.au

Volunteers wanted for the AJ2013 Support Services Directorate

The Support Services Directorate is calling for Expressions of Interest from Scouting and non-Scouting personnel to lend their experience to assist with various positions for the upcoming Jamboree in Queensland.

The Support Services Directorate is responsible for the application process, human resources, international and varied administration roles before, during and after the Jamboree.

If you have an interest in assisting consider supplying an expression of interest today.

Send your interest to the Support Services Director via email: support@aj2013.scouts.com.au

www.aj2013.scouts.com.au



Wonargo Revue Programme Cover Competition 2011

This year we are thrilled to be celebrating the 40th year of Wonargo Revue. To help make this a memorable event, you are invited to design the cover of this year's programme. The winning entry will be awarded a **double Gold Class movie pass** and the honour of seeing his/her masterpiece used to commemorate our exciting year of theatre.

Terms and conditions:

- The competition is open to anyone.
- Wonargo colours are blue and gold but you are not limited to these. Below are samples of previous Wonargo logos. You may use one of these or come up with something entirely new
- The year "2011" must appear on the entry.
- Entries to be submitted as a soft copy in A5 size (either .doc, .jpg, .tif, or .pdf format). You may paint or draw and scan or use a computer generated image.
- Entries close 18th September, 2011
- The winner will be notified on the 25th September by email

Entries to be submitted by email to: shirleymartin@optusnet.com.au

All submissions remain the property of the Wonargo Revue Executive Committee. Judges decision will be final and no correspondence will be entered into.



Near North Coast and Country

SKILLORAMA

Saturday 3rd September 2011

11am – 3pm, Redcliffe Showgrounds



Theme: Space

Activity and Fun Day for Joey Scouts,
Cub Scouts, Brownies and Guides.

Also **BRING A FRIEND**

We encourage you to use the Bring a Friend system to fill your bus and recruit new members

PRE BOOKING IS ESSENTIAL TO ENSURE ADEQUATE MATERIALS



To assist in your planning for the day please remember:

- Local Dens are available for sleepovers
- Have everyone bring a District Badge for swapping at Badge Swap
- Food and Drinks available for very reasonable prices; including Hot Dogs, Hamburgers, Sausages on Bread, Hot Chips, Cold Drinks, Tea & Coffee, & more.
- Slip, Slop, Slap – Hats must be worn
- Registration can be picked up from Administration Tent from 9:30am onwards.

Enquiries: Irma Howell, 30 McGregor Street, CLAYFIELD QLD 4011, Mobile: 0400 575 335

John Mackinnon: john.mackinnon@defence.gov.au

REGISTRATION FORM

NAME OF GROUP: _____ LEADER: _____

POSTAL ADDRESS: _____

PHONE: _____ EMAIL: _____

PLEASE INDICATE NUMBERS:

JOEY SCOUTS _____

CUB SCOUTS _____


FRIENDS _____

GUIDES _____

SUB TOTAL _____ @ \$5.00 EACH = \$ _____

EXTRA BADGES _____ @ \$2.50 EACH = \$ _____

TOTAL (less \$0.50 per person if received prior to 27/8/10) \$ _____



Please pre-book for catering and badges.

Please make Cheques payable to 'Scouts Australia, Qld Branch'

And return with registration form to:

REGION COMMISSIONER, IRMA HOWELL, 30 McGregor Street, CLAYFIELD QLD 4011

I and _____ of my Leaders are prepared to be rostered on a skill for an hour. Yes/No

Preferred Times: 12pm-1pm 1pm-2pm 2pm-3pm



BE AFRAID.

24-25 JULY, 2011
BRISBANE QUEENSLAND

YOUTUBE.COM/USER/QUEENSLANDROVERS
FACEBOOK.COM/URBANCHALLENGE
QLDROVERS.ORG.AU

APRIL PHOTO COMPETITION WINNER

This Month's winner is Gabriel Dubler from St Johns Wood Scout Group.

It was taken whilst the Scouts were working on their Trade Badge.



MAWSON SCHOLARSHIP *in leadership*

The "Mawson Scholarship in Leadership" is a new national training program for Venturer Scouts aged 15 to 18 years.

The course will be conducted at Bay Park, Victoria from 11am Monday 3 October to 3pm Friday 7 October 2011.

30 participants will be selected to attend the course and will be divided into five patrols. Each participant should have completed the Venturer Scout Leadership Course (or similar) prior to attending the course. Participants should also hold a current leadership role or have recent leadership experience.



During the camp, participants will receive instruction on Teamwork and the Scout Method; Behaviour Management and Conflict Resolution; Effective Programming and Activity Planning; Communication and Effective Public Speaking; Decision Making and Problem Solving; Policy and Administration; Financial Management; and Media and Public Relations.



All participants will be issued with a certificate upon completion of the course. The reverse side of this certificate will document all sessions and skills covered by the training program.

Participants will be accommodated in dormitories at the venue and full catering will be supplied. The cost to participants is **\$100**. All remaining costs, including the cost of flights to Melbourne (where required) will be paid, pro-rata, by the individual Branches.

The selection of participants will be managed by each Branch. Each Branch will nominate a specific quota of candidates. The National Youth Program Team will then select additional applicants as required to fill any remaining vacancies on the recommendation of each Branch.

Applications close **30 June 2011**. Any questions about the program should be directed to youth.leadership@scouts.com.au



ROVERING'S GREATEST ADVENTURE 2011



The National Rover Council runs an annual competition aimed at encouraging Rovers to go and have "adventures". This adventure needn't necessarily be a journey or quest, adventure is anything that allows you to develop or challenge yourself.

The Rover section is fortunate in the fact that it can provide its members with the ability to go and have autonomous adventures that normally wouldn't be possible in younger sections.

This competition is designed to provide a group of Rovers, to think outside the box, to go participate in opportunities that wouldn't necessarily be done. It should also provide new opportunities, new experiences, self-development, and maybe even new friendships.

As such, it encourages Rovers to consider what would be an adventure to them, and to plan and implement such an activity.

The activity must have taken place between 1st December 2010 & 1st November 2011.

Directions:

- With a team of at least four Rovers, go on an adventure (any journey or adventurous activity as defined by entrant/s). This **CAN** be part of a BP Ramble.
- In participating in the adventure, media coverage needs to be obtained. This media coverage can be in any format eg. radio, newspaper, T.V, evidence is needed.

So what do I get?

The best entry deemed to be Rovers' Greatest Adventure for 2011 will be awarded a \$1,000 prize. As well as the opportunity to have your presentation place of the Rovers Australia You Tube Channel

Closing Date:

30th November, 2011. Winners will be notified following the 2012 NRC Meeting. (No late entries can be accepted)

How to Apply:

Simply send a report of the adventure should, whether written, video or power-point presentation, or some other format. This report should summarize the planning, implementation of the adventure, and follow-up process, and indicate participants. Copies of the media coverage obtained needs to also be included.

Send your entry to:

Shaun Sandilands, Vice Chairman, National Rover Council
nrcvicechair@scouts.com.au



Wonargo Revue is turning 40 and we are inviting you and your family to come help us celebrate with an afternoon tea reunion from **2.00pm - 4:30pm !!**
THEN....

DATE CLAIMER

DATE: Saturday 27th August 2011

WONARGO igNITES from 6:30pm with wine & cheese tasting and some special guest performers. So please book this event in your diary and don't miss out !!! **(please note this event is 18+ only)**



Junior Kokoda Challenge Sat 16th July



This year for the first time youth members who are primary school age can now be a part of the Kokoda Challenge.

The youth members will be participating in team activities relating to the history of the Kokoda Trail while embracing the Kokoda Spirit of Mateship, Courage, Endurance and Sacrifice.

The Junior Kokoda Challenge will be divided into 3 age groups.

- Joeys Scouts 6 & 7 yrs,
- Cub Scouts 8-10yrs
- Scouts 11 & 12yrs

(Kokoda Challenge offers other programs for youth members in secondary school, for more information visit <http://www.kokodachallenge.com/>)

Location Nerang Velodrome, Hope St Nerang

Time 10am - 3pm

Cost \$10 per youth member (registration as a team of 6 youth members). Each team must have a Team Official.

More information and registration form visit Gold Coast Region Scout's website <http://gcscouts.com.au/>

or

email Margaret Farrington magfar@optusnet.com.au

Activities include

- Obstacle course
- Back pack races
- 3 legged Race
- Stretcher Races
- Tug-o-war
- Tunnel Ball
- Team walk



International Pen Pals Requires a Venturer Unit

We require a Venturer Unit to link with a Ugandan Unit
Below are pictures of Samuel and his Unit.



Please contact Susan at penpals@qldhq.scouts.com.au for more information about the International Pen Pal Program and linking your Unit with Samuel's.



All courses **except Gliding** are held at
A.T.A.E. Hangar No. 1. Entrance
via the Royal Queensland Aero
Club, Beatty Road, Archerfield



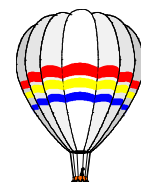
Scouts Australia, Queensland Branch - 2011 CALENDAR

Month	Joey Scout Mornings Saturday 9.00am - 12noon	Cub Scout Mornings Saturday 8.00am - 12noon Level 2	Cub Scout Days Sunday 8.00am - 3.00pm Level 1	Scout Course Days Saturday 8.00am - 6.00pm	Gliding
June	18	-	-	4	
July	30	16	17	23	As
August	20	27	28	13	Required
September	10	-	-	3	Contact
October	22	8 / 29	9 / 30	15	B.H.Q.
November	12	19	20	5 / 26	




All bookings to Branch Headquarters - Telephone (07-3721 5718 - 0409272268)
Or Email bookings@scoutqld.com.au

Bryan Brown is waiting for your call - Please do not disappoint him.
Spaces available in all sections. - Book now for the remainder of 2011.



WONARGO REVUE

2011 - 3 Cheers for 40 Years!



Attention Leaders
Get in now, and lock
the 40th Season of
Wonargo Revue into
your yearly program!

**Join us in
October 2011!**
Fri 21st – Sat 22nd
Wed 26th – Sat 29th
Inc. Matinee's on Saturdays

For further information
and Support Application
forms, visit our website
www.wonargo.com

Applications for Support
members close 18th Sept. 2011

Be Prepared...
for new adventure!

SCOUTS AUSTRALIA *World Scout Jamboree 2011*
Join In Jamboree Badge and Programs



You can learn more about the 22nd World Scout Jamboree
in Sweden
27 July - 7 August 2011

Join in Jamboree is a way for all members of
Scouts Australia to participate in a World Scout Jamboree.

Download sample programs and order
Join In Jamboree badges.

Thanks to the ACT Branch for the provision of the programs.

wsj2011.scouts.com.au

Simply Scouting
Simplement du Scoutisme

22nd World Scout Jamboree Sweden 2011
22^{ème} Jamboree Scout Mondial Suède 2011

SCOUTS IN ACTION

Photo Competition



- Take a photo between 1st January 2011 & 30th June 2011
- Each month between February and August 2011 a monthly winner will be announced in Encompass.
- Monthly winners will receive a \$25 Scout Supply Centre voucher.
- All Monthly winners go into the judging for the Major to be awarded in late August of a brand new Canon digital camera valued at over \$500.
- To be in the running for this great prize simply email your photos to marketingmanager@scoutsqld.com.au before 15th July 2011.

Photo entrants must be from Queensland and photos must be between specified dates.

BRISBANE GANG SHOW

60TH ANNIVERSARY



SCHONELL THEATRE 1-9 JULY 2011

BOOKINGS : 07 3871 0338 OR WWW.BRISBANE GANGSHOW.COM.AU

ADULTS - \$22, CONCESSION - \$20, CHILD - \$15

Brisbane Gang Show is proudly produced and funded by Scouts Queensland.

In 2011 Brisbane Gang Show celebrates their 60th consecutive season.

A Special Joey Scout and Cub Scout matinée is on Sun AM and Wed PM.

Special prices are only for Joey Scout & Cub Scout members for designated matinées.
All credit card transactions incur a 1.5 % surcharge. For more information on the Brisbane Gang Show or on Scouts Queensland visit www.scoutsqld.com.au or call 1800 0 SCOUT.

IT'S A WONDERFUL LIFE

