




QUEENSLAND

ENC



MPASS

ISSUE 46 OCTOBER 2012

Lachlan, on the Mobile Rock Climbing Wall at the recent Agoonoree Camp at Sanford in September 2012





# What you need to know

## DATES TO REMEMBER

### October

- 01 Charter/Recharter Month
- 13 Queensland Scout Centre Relaunch
- 19-20 JOTA/JOTI
- 19-20 Wonargo Revue
- 20-28 Childrens Week
- 20-21 Cunningham Capers
- 21 Waingunga Day

### November

- 2-4 Brisbane North Region Patrol Leader Adventure
- 3-4 Far North Region Seminar
- 3-4 Kennedy Region Seminar
- 10 Brisbane North Region Seminar
- 17 Wide Bay Burnett Region Seminar
- 17-18 Youth Activity Camp—Baden Powell Park
- 30 Darling Downs Region Scout Carols

### December

- 08 Branch Team End of Year Function
- 21 Queensland Scout Centre Christmas Closure Period.

### January

- 02-12 AJ2013—Maryborough, QLD
- 14 Queensland Scout Centre resumes operation
- 21 Scout Supply Centre resumes operation

### February

- 02 Gold Coast Region Seminar
- 07-10 National Rover Council
- 9-11 State sign on weekend
- 13 BP Lodge No. 505 Founders Night
- 15-17 Annual Training Team Conference
- 15-17 Adventurous Activity Instructor Workshop
- 22 Baden Powell Founders Night Dinner

## In this edition

- **Approved Uniform Badges—Page 8**
- **Memo from the Chief Commissioner Blue Cards for Scout Members with an Intellectual Disability—Page 9**
- **AJ2013 Update—Page 26-28**
- **Memo from the Chief Commissioner Blue Cards for Rover Scouts—Page 22**
- **2013 Environment Calender—Page 30**
- **Solar Eclipse—Page 31**
- **Scoutsafe Sam—Bunk Bed Safety—Page 33**



### Deadline for the next issue

The next deadline for submissions

## 2 November 2012

Submit your articles to  
[encompass@scoutsqld.com.au](mailto:encompass@scoutsqld.com.au)

### Queensland Scout Centre

**Business Address:**  
32 Dixon Street  
Auchenflower Qld 4066

**Office Hours:**  
Monday 8.30am-4.00pm  
Tuesday 8.30am-5.00pm  
Wednesday 8.30am-5.00pm  
Thursday 8.30am-5.00pm  
Friday 8.30am-5.00pm

**Postal Address:**  
PO Box 520  
Toowong Qld 4066

**Phone:**  
07 3870 7000

**Fax:**  
07 3870 4960

### Scout Supply Centre

**Business Address:**  
32 Dixon Street  
Auchenflower Qld 4066

**Office Hours:**  
Monday 9.00am - 4.00pm  
Tuesday to Friday 9.00am - 5.00pm  
Saturday 9.00 am - 3.00pm

**Postal Address:**  
PO Box 520  
Toowong Qld 4066

**Phone:**  
07 3721 5724

**Fax:**  
07 3870 4960

Except during School Holidays and closed Public Holidays



**CALLED TO HIGHER SERVICE**

Mr. Bill Howie



Eurekit is a website to collate and assemble activities and games into programs.

A user friendly tool to assist Leaders with their programming needs.

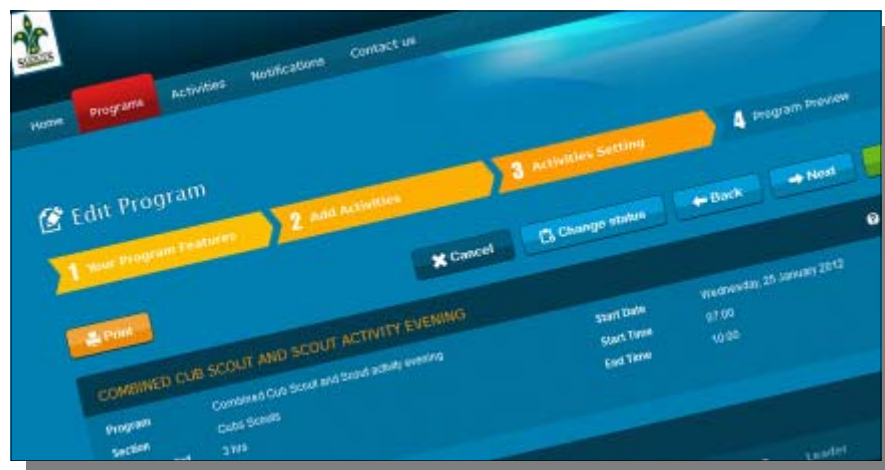


### What can I do with Eurekit?

- Create programs to use for Section nights or camps
- Use your own content or grab some from the every growing library
- Share your content with other users by submitting for publishing
- Receive custom notifications of new or amended content



- Export your program as a PDF
- Save your programs and activities to use at a later stage
- Try one of the programs already created



Whether you are an experienced Leader or new to Scouting, there is something you can find within Eurekit.

# eurekit.scoutsqld.com.au

Your username is your Membership number  
and the same password used to access the  
Branch website

Version 4

# News and events

## CENTRAL AND COASTAL REGION PUT THE OUT IN SCOUTING.

### Region Environmental Fun Day

The fun day was run on the 8<sup>th</sup> of September at Rowallan Park, some of the Rover Scouts constructed a low ropes course for the participants in the trees across from the activity shed. 40 Cub Scouts, Scouts and Joey Scouts all enjoyed the fruits of their labour. They also planted trees, walked the trails removed some very scratchy weeds listened to a river story and played with some very cold snow. Everyone enjoyed the day and hopefully learned a little about our environment.

### Region Scout Section News

15 Scouts with four Leaders and two parents took part in Operation Rainbow Bird Hike Camp on 15<sup>th</sup> and 16<sup>th</sup> September 2012. They all met up at the Blue Mountain road turn-off from the Peak Downs Highway. From there they hiked on foot 12 kilometres to a cattle property and a further 3 kilometres to a peaceful camping spot on the banks of Prospect Creek where they camped overnight.



On Sunday they began their bike hike at total of 43 kilometres to Koumala along the Bolingbroke Road. This camp gave the Scouts the experience of two forms of hiking, and carrying their own packs, both on foot and on their bikes. It was a challenge of endurance and fitness.

They enjoyed the experience and all had fun in doing so.

### Echidna (Initiative Camp)

Echidna was a great experience that the combined Banksia and Mackay City Central Venturer Scout Units really enjoyed. They started at a local strawberry farm in Cameron's Pocket. They had to collect 700 grams of strawberries and were only allowed to have one weigh-in, then they walked 3km to a Creek, where they could only cross using bamboo sticks and rope.

After that interesting experience they cooked lunch, without using any utensils. After lunch they hiked until we reached a spider web made of rope. This was a tricky task that took many trial tests, but they finally got it right and went on to their next task.

Eventually they reached their campsite, Boulder Creek, where they prepared dessert. This is why they had to pick



and carry the strawberries (without eating any) who knew that you could make strawberry cheesecake and ice cream in the middle of a campsite kilometres from a kitchen and no refrigerator. They then went down to the creek where they had to make a 44 gallon drum over flow with water, however it had thousands of holes in it. They only had some very small buckets, but it was an initiative course after all so they used their initiative and finally filled the drum.

The weekend featured lots of other tasks including making a fire a metre above the ground and, preparing and eating lunch one-handed.



### WHITSUNDAY GREAT WALK

Four Venturer Scouts along with Rover Scout helpers hiked the Whitsunday Great Walk. The hike from Brandy Creek to Airlie Beach is 30 kilometres.

### Central Queensland Rover Scouts Service Moot

Rover Scouts from Mackay Rover Crew, Fitzroy Rover Scout Crew and one from Fraser Coast Rover Scout Crew descended on Rowallan Park for the weekend of 28<sup>th</sup> Sept to 1<sup>st</sup> October.

Friday night was their meet and greet and Saturday morning 12 Rover Scout went to Kinchant Outdoor Education Centre to do a Service project. It was a hot day and it was great to see the positive way they banded together to get their jobs done.

The yellow safety lines had to be touched up with a little paint to make them more visible, a clothes line had to be constructed, the sand in the double volleyball courts had to be dug up and loosened, and some garden beds were also dug up.



The grounds person drove his little tractor with the scoop while rocks were picked up so it didn't take long to fill the scoop, as there were many willing hands to do the job.

Even though it was hot and the physical work that some had to perform in the middle of the day, work was completed earlier than they thought. I had the privilege to work alongside these young adults and saw how they could make fun of arduous tasks. The weekend was not all work they went to Kinchant Dam on Sunday for water activities.





## EMERGENCY SERVICES COMPLEX TOUR

After flagging the Emergency Services Complex as a cool place for a tour over a year ago, the day finally came when the Saints got to have their tour. By inviting the Scout Troop to join the Crew the cuteness factor paid off and Emergency Management Queensland were more than happy to accommodate our request. The Crew also invited The Gap and Oakleigh Rover Scouts to attend, and Nathan Swaffer from TMT. Lachlan Marnane from Oakleigh and Libby Strong from The Gap also attended. Everyone met at the Den to sort out car-pooling. Gabriel Dubler ASL sorted out all the Scouts C4s, etc. Matt then briefed everyone on behaviour and what to expect.



The convoy departed the Den at approximately 7:05pm and arrived at Kedron at around 7:30pm. The friendly security guard took the group (approximately 35 people in total) to meet the State Duty Supervisor for the evening who briefed the group on the way the tour would work.

The group was broken into three, with three simultaneous tours taking place:-

1. Ambcom Ambulance 000 call centre – tour conducted by Jaynae;
2. Firecom Fire & Rescue 000 call centre – tour conducted by Sue; and,
3. the State Disaster Management Centre – tour and activity conducted by Peter.

The tour lasted for longer than expected due to the many questions that the Rover Scouts had.



## THE LAW IS ON OUR SIDE

Steve Moore is one heck of scouty guy and recently received 'Woodbeads' for completing his advanced training. Shailer Park Group have become accustomed to his doing while nothing is seen until suddenly; it is done. Now he has



outdone himself. The Scout Hall now sports two fabulous marvels to the fundamentals of Scouting. Both the Current and the Old Scout Law shine in magnificence at the entrance of Shailer Park Scout Group Hall. The Law is on our side. Embossed in white on black with their orderliness and prominence, it's hard not to think of the proverbial stone tablets.

This was Steve's contribution that finalised his achievements to complete his Wood Badge qualification. An excellent endeavour for the benefit of Shailer Park and Scouting. Now when any section has a need to remind scouts of this famous part of the Scouting foundations and heritage, then close at hand, clear, and prominent, stands this monumental display.

Of course Steve did not sign his work, as always, he is a solid character with a quiet smile, a heap of scout knowledge, the odd quip, and the ability to duck any accolades shooting nearby. Which is why I had to get out my pen and camera and expose this wonderful feat. With the two versions of the Scout Law next to each other and I'll mention they're BIG. It's simple to see how much easier it is follow the current Law. Next each point grabs your attention asking to be considered. What a wonderful project.

Well done Steve.



\$2.50 + P&H  
if applicable

Available  
now from  
the Scout  
Supply  
Centre



# News and events

## ADVENTURE IN THE BAY

On Saturday 8th September a group of parents and children from Bardon Cub Scouts and Scouts competed as family groups in the 2012 Adventure in the Bay kayak orienteering competition run by Queensland Canoeing. The event starts and finishes at Jacobs Well and is a Rogaine (navigation) style activity on water. Teams consist of 3 or 4 people in 2 or more kayaks or canoes. Teams are given a map at 8am for a 9am departure and have to visit as many markers in the Jacobs Well and local waterway area as possible to gain maximum points and return to the finish line before 4pm. The group, divided into two teams and paddling all together was Mark Cavanagh, Liam Tobin, Judith Eason, Will Eason, Nieve Tobin, Finn Tobin, Lucy Menzies, Phoebe Menzies and Chris Menzies.



We had a very good time and considering our longest training paddle was 2 ½ hours, youths and adults handled the 7 hour event very well. In 2013 Bardon Cub Scouts and Scouts are planning to put a number of teams into the event. We challenge any or all Brisbane Region Cub Scouts and/ or Scouts to compete against us. The event will be held at Jacobs Well in September 2013. Details will be available closer to the event date at [www.qld.canoe.org.au](http://www.qld.canoe.org.au) or via email to [mark.thurgood@canoe.org.au](mailto:mark.thurgood@canoe.org.au). Bardon Cub Scouts/Scouts event coordinator is Chris Menzies at [sue.cameron3@optusnet.com.au](mailto:sue.cameron3@optusnet.com.au).



## TOOWOOMBA CARNIVAL OF FLOWERS

Toowoomba recently celebrated their Annual Event of Carnival of Flowers. The young people pictured on the Darling Downs Region Carnival of Flowers parade float are (back) Corrina Swinton Rangeville Scout, Grant Wood Darling Downs Rover Crew, Melissa Ferguson 2nd Toowoomba Venturer Scouts, Alysha O'Dwyer Drayton Cub Scout and Raffi Greenleaf Rangeville Joey Scout. The float had a walking group of about 150 youth and adults.



## AGOONOREE 2012

September 22 saw over 400 Scouts, Guides, Venturer Scouts, Rover Scout and Leaders converge on Baden Powell Park for the 32<sup>nd</sup> Agoonoree. Agoonoree is a camp run by Scouts Queensland that caters for Children with special needs. The week long camp occurs in the first week of the September school holidays each year. The Queensland Agoonoree was started back in 1980 after three Members of Scouts Queensland went the 1979 Nippon (Japan) Agoonoree. After coming back from the Nippon Agoonoree Peter Blatch, Geoff Doo and Andrew Dufficy went on to create the first



ever Agoonoree.

The theme of the 2012 Agoonoree was Ancient Greek Olympics activities included a giant maze, movie night, rave party disco, giant slide, gladiator training, abseiling, rock climbing, carnival day and many more. For Camp Chief Melita Goff the 2012 camp was her first year leading the camp. Melita says "the best part of Agoonoree is seeing the smiles on the faces of kids partaking in the activities. The camp is very rewarding not only for the special needs children but for all campers who attend the camp. I would encourage anyone who would like to be part of this very rewarding experience to apply to be a part of the 2013 camp. Young camp veterans Tammy Richards (15 years at camp) and Shaun Sandilands (14 years at camp) say "we come back to Agoonoree each and every year to see the patrol system in action whilst assisting each other. Agoonoree becomes like an addiction and once you come to the camp once it becomes an essential part of the calendar each year". Although the 2012 Agoonoree only finishing a couple of weeks ago, the Agoonoree Committee have already started to plan for the 2013 camp. Expressions of interest for the camp will be out in early March 2013 and will be notified through the Agoonoree Website – [www.agoonoree.scoutsqld.com.au](http://www.agoonoree.scoutsqld.com.au), the Agoonoree Facebook page – [www.facebook.com/agoonoree](http://www.facebook.com/agoonoree) and via encompass. Applications fill fast, so it's best to get in early to avoid disappointment.



See you at Agoonoree 2013!



## HELENSVALE CUB SCOUTS GO ADVENTURING

Well I can honestly say we have had the best weekend with the Cub Scouts! We had a busy and exciting adventure to Brownsea and are already planning our next trip there, to try some sailing and raft building. The weather was very kind and we had holiday sun the whole weekend!



After sorting out the logistics of train tickets, food, equipment and back up transport, we met at Coomera train station at 6:55am. The good news was that we were all present and correct, apart from 2 Cub Scouts and one Leader, who inadvertently decided that Helensvale was a far nicer station - luckily they had arrived in time to get on the train at Helensvale and save us some seats! (in fact I think Hawkeye took the opportunity to warn all the passengers that another 14 Cub Scouts were about to board!) So after a cheerful goodbye we all took our seats, and Hawkeye, Darzee, and I were incredibly surprised to find most of the Cub Scouts fishing books out of their day packs and even producing extras - the first 45 mins of the journey was VERY quiet!

Then we got the inevitable "Are we there Yet?", and we discussed the journey, where we were going and the token toilet breaks. Song Books were handed out and the 4 "crews" were given the task to choose a song for campfire and to practise it. The other passengers LOVED us! We had already told the guards we were changing trains at Roma street and then suddenly we were 2 stops away.

We disembarked without incident, and discovered that the next train was on the same platform in 10 mins - RELIEF! No changing platforms! After a few practise runs of the songs, the Cub Scouts were again asking "Are we there Yet?" so I dipped into my "Cub Scout Bag" and found some Noughts and Crosses, and Squares games. That was a huge success and they spent the rest of the journey challenging one another!

Meanwhile.....Wagtail, Nightingale, Kingfisher and Deb were making



their way up the motorway, and beat us to the den by a good hour! They spruced and cleaned - unpacked my car (thanks for driving it up Wagtail) - and prepared morning tea for our arrival. After a 10 min walk from the station to the den down a quiet road, we were there. A quick 5 min unpack, parade, fruit morning tea, change into swimmers and safety talk from Gecko and Keel, we were ready for the adventure on the water to start!

The Black Buccaneers, the White Captains, the Red Admirals and the Mud Skippers canoed down the mangroves to a deserted landing (bear in mind this is a very murky mangrove channel...muddy beach and cold water). We were set a task to find the TREASURE! The White Captains were first to discover the Loot and haul it back to the canoes. We continued our expedition down the channel to the jetty, landed and then hiked to a river crossing....Keel had us all fooled, we thought it was a fast running inlet and possible danger was lurking ahead - but no! It was only waist deep! We then took the mangrove boardwalk to Nudgee Beach, where we paid our share of the treasure for a hearty munch of sandwiches, fruit and biscuits. We returned to the now deeper river via the bird hide - no birds to be seen :- ( perhaps we weren't quiet enough today....

We made it safely across and boarded the craft again. We explored down a tiny mangrove channel - Jack, Leighton and I at the rear, with Fit Scott in his Kayak - him finding it increasingly amusing that we could not steer for toffee - hit every tree on both side of the bank, bugs dropping on us from the over hanging branches and claiming he was seeing a "funniest Home video" right before him! Thanks for your support Fit Scott! The last leg of the journey was a long and arduous one - however those of us who had an issue with travelling in a straight line and preferred the zigzag route home got a handy lift from the power boat. We were just too busy looking at all the huge blue jelly fish! Showers, a game of football and skipping and campfire (yes, those songs again), then dinner - and then toasting marshmallows on the campfire, with biscuits. A long and memorable day was finished by an 8pm bedtime (shhh...don't tell the Cub Scouts - they think it was 10 or 11pm) All asleep by 8:10pm, and all up by 5:30am.

Sunday saw us welcoming another glorious day, with a bright red sun on the horizon. Breakfast, followed by pack up and clean up - We were all very impressed with every Cub Scouts efforts at packing up their gear - no lost property, apart from 1 knife and fork, and one woggle (yes....a woggle). We were then invited over to the Volunteer Marine Rescue Centre. More sunscreen, cheese and crackers and then preparation for the BIG HIKE. 4 km to walk before lunch. Along the beach, over the rocks and crossing roads - They enjoyed the walk, and there was no mention of ice cream and lemonade as a bribe to keep walking - honest!

We reached our destination - the Sandgate RSL. Hawkeye briefed the Cub Scouts on the correct etiquette and dress code, and we had a great lunch, looked at some important medals, met a Digger who was a lovely bloke and very informative about the club and his experiences. So thanks to All the Cub Scouts who came, and we look forward to showing all those who couldn't make it next year what fun we had. Finally, to Gecko, Keel and the team for a wonderful Adventure at Brownsea - we will be back!

# Chief Commissioner of Queensland

 **Kirsty M Brown OAM**



Currently the Queensland Branch Scouting Instructions (QBSI) is being reviewed and updated and one of the key topics is UNIFORM.

As I have been moving around the various Scout activities I am quite concerned at the image that many youth members and Leaders are portraying. This is continually being raised with me by concerned adults and community members. The Youth and Leader Awards recently held at the Queensland Scout Centre and a few visits to Branch and Region functions highlighted this for me.

The wearing of the uniform is a symbol of belonging to a community that is bigger than the individual. Worn neatly, the uniform reflects a pride in the community to which we belong and is a mark of courtesy and respect to others with whom we come in contact. Worn shabbily, it diminishes the pride we have in our community and can be disrespectful to others. In uniform, each youth member or Leader is an ambassador for Scouting. It is expected that youth members, adults in scouting and parents will assist the image of Scouting in Queensland in ensuring that the uniform is worn correctly to the benefit and esteem of the whole community.

The uniform worn in Queensland is that approved Nationally and will be worn by all Scouts both in Queensland and when representing the Association outside Queensland and Australia.

## Youth Member

The core uniform is a dark blue shirt with the relevant youth section colour (see below) across the sleeves, yoke and collar; a blue webbing belt and a maroon scarf and woggle.

## Youth Member Shirt design

Youth members - dark blue Scout pattern incorporating the Scouts Australia logo with short sleeves and collar. The collar, yoke and outside of sleeves to be in relevant section colour as indicated below:

Joey Scouts - tan  
Cub Scouts - yellow  
Scouts - green  
Venturer Scouts - maroon  
Rover Scouts – red

*Note: Long sleeved navy t-shirts may be worn under the shirt to meet religious and or cultural requirements.*

## Adult Member Shirt design

The colour for the Adult Member is a Dark blue shirt.

*Note: Long sleeved navy t-shirts may be worn under the shirt to meet religious and or cultural requirements.*

## Belt - for both Youth and Adult Members

A dark blue webbing style belt (Sea Scouts may wear the white webbing belt) with a metal buckle incorporating Scouts Australia logo.

## Scarves

It is the Policy of the Queensland Branch that all youth members and Leaders wear the Queensland scarf which is maroon in colour. Scarves should be worn under the collar

## Dress below the waist - for both Youth and Adult Members

The style of clothing to be worn below the waist should be tailored slacks or skirt; however, the **colour requirement** is that these garments for all official occasions and functions should be **sandstone**. Navy blue, grey slacks, knee length shorts or skirts may be worn for Group meetings. Members should dress appropriately for the type of activity in which they are participating.

*Note: female youth members and female adult Leaders may wear long skirts if slacks are inappropriate to meet religious and or cultural requirements.*

## Headwear - for both Youth and Adult Members

The National policy states that "The wearing of headgear in all sections is optional at the discretion of the Branch Chief Commissioner. Wearing of headgear appropriate to a situation is expected safe and sensible practice". It is Queensland Policy, because of our climatic conditions, that a hat, preferably navy *Johnson style* hat with a broad brim, will be worn during daylight hours. Headress is not required for night time activities or parades. The Scout Supply Centre has a range of optional head dress.

*Note: female youth members and female adult Leaders may wear navy head scarves (under their hat or cap) to meet religious and or cultural requirements.*

## Shoes

Neat, practical footwear is to be worn. Individual choice of black or brown shoes; boots or joggers.

## APPROVED EVENT BADGES FOR UNIFORM

Name of Badge	Date Approved	Date to be removed
Scout Identification Badge		<b>1 September 2012</b>
2012 Cuboree	27 June 2012	<b>30 September 2012</b>
Diamond Jubilee Badge	1 June 2012	1 November 2012
Maroon Name Tapes		1 April 2014
Scouts in Action Week Badge	28 August 2012	30 November 2012



**ROVERING TO SUCCESS**  
**\$19.95 + P&H**  
**(If applicable)**



# Branch Commissioner Joey Scouts



David Cruse

bc.joeyscouts@qldhq.scouts.com.au



As the year is fast approaching the Christmas period, are you looking for that activity that will assist in finishing the year with fun, excitement and expectation? Have you and/or your Joey Scouts ever watched a solar eclipse, the awesome power of the universe in action? This event is something that could be incorporated into a special meeting.

Well if you haven't, the opportunity to experience this wonderful show is just around the corner. On Wednesday 14 November 2012 the shadow of the moon will pass over the earth; a solar eclipse. This will be a total eclipse in the Cairns Region and a partial eclipse for most other places. The path of totality (100%) blockage will occur in the Cairns to Port Douglas Region; however most of Eastern Australia will experience a partial eclipse. Brisbane will experience an 82% partial eclipse.

## So What Is A Solar Eclipse

A Solar Eclipse occurs when the moon goes in front of the sun and blocks most of the sun's light from the earth. During a total eclipse all you can see from earth is a ring of light around the moon which is part of the sun the moon did not cover. It is dangerous to look at a solar eclipse directly, even if you have sun glasses or smoked glass.



## Eclipse Glasses

A special order of eclipse glasses compliant with the new Queensland Government will be available for purchase through the Scout Supply Centre for \$2.00 each.

## Eclipse Badge

A special collectors badge will be available to commemorate the eclipse and can be purchased through the Scout Supply Centre for \$3.00 each.

More information can be found at the following websites:

[www.aaq.org.au](http://www.aaq.org.au) or

<http://eclipse.gsfc.nasa.gov/OH/OH2012.html#SE2012Nov13T>

## Queensland Scout Centre Reopening

I hope you saw my invitation in last month's Encompass to attend the Queensland Scout Centre Reopening occurring on Saturday 13 October 2012 from 10.00 am, and that you, your mob and parents have scheduled it into your plans to attend. There will be a rock climbing wall, circus activities, Scout cooking, water rocketry, environment activities, etc available for youth members to participate in – come and join us in this wonderful day of activities.

## Eurekit

Eurekit is a resource program developed by Scouts Queensland which will enable Leaders to access a huge database of activities and program elements to build their own programs. The database is still in its infancy, but will grow and become an excellent resource for mobs with 1 or more Leaders. The database can be accessed by going to <http://eurekit.scoutsqld.com.au> and using your membership number as your username and the same password used for the Branch website.

## THE OFFICE OF THE CHIEF COMMISSIONER MEMORANDUM BLUE CARDS FOR SCOUT MEMBERS WITH AN INTELLECTUAL DISABILITY

A query was raised at one of our Region Commissioners Conferences in relation to youth members with intellectual disabilities who are over 18 years of age. I was asked what we do about these Rover Scouts over 18 years of age who are in the Section but have a diagnosed intellectual disability as they cannot fulfil the requirements of the Blue Card application form.

I contacted the Commission for Children and Young People and Child Guardian asking whether a Rover Scout's guardian could apply for an exemption on their behalf and, if so, what evidence would be required? I have received the following response from the Commission for Children and Young People and Child Guardian in this regard.

The Commission accepts applications from individuals with intellectual disabilities; however they do ask that, where possible, the application form is signed by either a guardian of the individual or a person with power of attorney. If the applicant is physically unable to sign the application, they also would appreciate a notation to that effect on the application form, so that if and when the card is produced, they can make that clear in the area where the signature would normally appear.

Obviously, given the large number of applications they receive in any given week, it would be helpful to them if any such application was clearly identified (covering letter would suffice, copy of the power of attorney document etc.), so that they could progress it without generating a 'request for further information' letter. As you may appreciate, they sometimes challenge applications if they are not completed correctly, so as long as the application is marked accordingly, it should be progressed without interruption.

The above information will be included in the current update of the Queensland Branch Scouting Instructions (QBSI) and I have also requested that a template letter be created to go with any such application from the Queensland Scout Centre to the Commission for Children and Young People and Child Guardian.

# Branch Commissioner Cub Scouts



**Robyn Devine (Rikki)**

bc.cubscouts@qldhq.scouts.com.au



## Last term for 2012

AS we come to the last term of the year, it's time to reflect on the Cub Scout Program that has taken part during 2012! I know many Packs have been on outings, Pack holidays and sleepovers, rambles, District, Region and Branch activities. I have had a wealth of Grey Wolf Awards fly past me for approvals and Badge Secretaries are being kept busy with requests.

What a year what an experience! Now while the motivation and momentum is with you is the perfect time for planning 2013 and beyond!

## Pack Council

By gathering feedback from our Youth Members we can better shape our Programs, this is a great time to run Pack Council. When was your last one? Was it something special – did you go somewhere different? You certainly don't have to – Pack Councils can be run just about anywhere, the important thing is to allow the time for the Cub Scouts to provide you feedback.

Try not to do it in a rushed or last minute style, this is unfair to both you as a Leader and to your youth.

Use this time to gain a stronger knowledge of the older Cub Scouts within your Pack, give them the chance to spend time together too, maybe run a game together to break the ice. Don't underestimate the information and feedback you can gather from these young Leaders..

## Group Council

As the Pack Council is important in the running of the Pack – the Group Council will support your Leaders to allow for ease of linking and to assist with maintaining the youth within the Group. Take the time to invite the Joey Scout and Scout Sections to meetings. Do you need some support from the Venturer Scout Section to help run some Boomerang base work?

Will the Rover Scouts come and help with cooking to help those Cub Scout achieve their badges. Each Section has a service component don't be afraid to ask for help – it's a two way street and creates a 'win-win' for the Group in the long term.

## AJ2013

Don't forget the Future Scout Day application process will be available shortly via [www.aj2013.scouts.com.au](http://www.aj2013.scouts.com.au) please make sure you register if you wish to visit the 23<sup>rd</sup> Australian Jamboree in January 2013, as there will not be any opportunity to visit the site without a registration for either Future Scout Day or any of the three Open Days.

This is a great opportunity for your Cub Scouts to see what a major event a Jamboree is don't miss AJ2013 – are you ready to ***Dream It Live It!***

## Resources

### Eurek-It

Have you seen Scouts Qld's Eurek-It the software that collates

learning activities into searchable databases. The activities can be selected and assembled into programs, visit [www.scoutsqld.com.au](http://www.scoutsqld.com.au) or <https://www.facebook.com/Eurekit> a brilliant resource, still in its infancy, but the potential to support and reduce isolation of our Leaders is inspiring.

Volunteers are being sought to help enter data and also for Program ideas and activities – so anything you can do will support this great resource contact Ryan [om@scoutsqld.com.au](mailto:om@scoutsqld.com.au) if you can spare some time or have Programs, ideas or activities you want to share.

## Bring a Friend Programs.

Due to other Scouting, work and personal challenges the 'Bring a Friend' Programs will not go online via the Scouts Qld Cub Scout website until about November, these can be used at any time during the year and you may look at adding them into your 2013 program.

## Facebook Cub Scout Leaders in Qld page

This social media platform continues to provide a wealth of knowledge and sharing of resources and ideas of Cub Scout Leaders, have you seen it and are you a member.

## Branch Commissioners Challenge 2013

2013 will see the Cub Scout Branch Commissioners Challenge relaunched please keep an eye out for the details and see if your Pack will be able to rise to the challenges.

More on this in the New Year – it runs from May through to September 2013. There will be a camp blanket badge available as part of the program.

## Good Hunting

# NOTICE OF MEETING BRANCH COUNCIL

The half yearly meeting of the Branch Council will be held on:

***Thursday 25 October 2012  
at 7.00pm***

Venue: Queensland Scout Centre,  
32 Dixon Street, Auchenflower,  
RSVP essential by Monday 22 October 2012.

You can RSVP online at <http://rsvp.scoutsqld.com.au> or  
Telephone: (07) 3870 7000 or  
email [reception@scoutsqld.com.au](mailto:reception@scoutsqld.com.au)



# Branch Commissioner Scouts



**Steve Marshall (Wolf)**

bc.scouts@qldhq.scouts.com.au



## AJ2013

The Jamboree is now less than 90 days away and coming fast. Right about now it would be nice if each of those days were 48 hours long but I guess we'll all have to work with the standard 24 hour issue.

Jamboree Troops have all been formulated with Jamboree Troop Leaders (JTLs) and Assistant Jamboree Troop Leaders (AJTLs) appointed. On the weekend of the 8-9<sup>th</sup> of September most of the JTLs came together at BP Park for a training week. This was a very intensive weekend for the new JTLs and I'm sure there's more than one or two that have left with their heads spinning. You may find the odd one still stuck on a round about on the way home.



We were lucky enough to have Pieter van der Kamp (Chief Director) drop in and update us on all the latest preparations for the Jamboree as well as have Lachlan Whitta and Scott Orchard, who have been working in the activities directorate, give us a run down on the activities and the program schedule. One of the activities on the weekend was to throw a standard Troop issue of equipment at the group and have them put up a complete Troop site. For a while it was a bit like "How many electricians does it take to change a light bulb?". It was heartening to see it all go up in about an hour although it does mean that by 1pm on the 1<sup>st</sup> of January I will need to find something for you all to do.

By now I would expect that most Scouts and AJTLs have been contacted by their JTL to introduce themselves and begin the Troops preparations for the upcoming event. In the mean time it is vital that Scouts within your Troop are completing their badge work and nights under canvas. Hopefully they are very close to this now and the Scout Supply Centre is running low on Pioneer Badges.

For those Leaders that aren't in a Troop Leader role can I ask that you be patient in waiting to be notified of your role at the Jamboree? It is a lot of work to schedule all of the Leaders from all of the

states and countries attending. The team leaders for your role will be contacting you as soon as the scheduling is finalised by the JEC.

Coming up on the 13-14<sup>th</sup> October is our next big milestone which is the packing all of the Troop Pallecons and containers in preparation for shipment to Maryborough. This will be at the Q Store at BP Park and **we need help from as many people as we can** to accomplish this task. All the action will begin at 8:30 am on Saturday and keep going until it is done.

## Queensland Scout Centre Re-opening

On Saturday the 13<sup>th</sup> the Queensland Scout Centre will be the focus of a rally to re-open the centre after it was rebuilt from the flood damage sustained last year. There will be a range of activities available for youth members from all sections. Scouts will be having a damper cooking competition as well as offering the opportunity to make a damper twist. The rally will be commencing from 10am and will run through to 3pm. I look forward to seeing lots of green there. Refer to the details in this Encompass.



*"You can only get discipline in the mass by discipline in the individual." - Sir Robert Baden-Powell*

## URGENTLY NEEDED

Home Hospitality is URGENTLY NEEDED.

From 27<sup>th</sup> December – AJ2013  
for 4 Japanese Scouts and their Leader.  
These Scouts are from the Earthquake devastated region of Northern Japan.

Please contact Sandra Hemming  
Branch Adviser - International  
ba.internationalhost@qldhq.scouts.com.au



## Melamine Set (4 Piece)

Mug, , 7 Inch Bowl,, 8.5 Inch  
Deep Plate,, 10 Inch Plate, Mesh  
Carry Bag



\$17.95 each + P & H (if applicable)  
Available now!

# Branch Commissioner Venturer Scouts



Phil McNicol

bc.venturerscouts@qldhq.scouts.com.au



## Vocational Education and Training Certificates for Venturer Scouts

I wrote in last month's article about the Certificate II level qualifications that Venturer Scouts may receive for completing their Venturer Award. By way of an update I can report that seven Venturer Scouts were issued with these qualifications in September.

### BRAVSLAC

In early September a small but keen bunch of leaders interested in the Venturer Scout section attended a Branch VSL Activity Camp/Course at Landsborough. The 28 Leaders present tried their hand at a range of indoor and outdoor activities led by volunteers from with the pool of participants, plus three Venturer Scouts who bravely accepted an invitation to run a session and give their views about being a Venturer Scout. It was great to see some basic camping skills put into practice over the weekend. I have heard from some Leaders who attended that in addition to the valuable activities and discussions, a real benefit from the weekend was increasing their network of like-minded Leaders.

I encourage all Leaders, experienced and not so experienced, to get along to this sort of training when and if it comes up in your part of the state. Having said that, I am keen to run a similar event at an appropriate location in north Queensland if I can work out how to cover the travel costs. We encourage our Venturer Scouts to attend training. Letting your Venturer Scouts know that you also attend training is a way to lead by example.

### Queen's Scout Award Certificate Presentations

Also in early September, twenty-one past and present Venturer Scouts received their Queen's Scout Award certificates from the Governor and Chief Scout of Queensland. The ceremony took place at Government House and was viewed by many proud relatives and friends.

It was a really splendid occasion and I hope that many more Venturer Scouts get to experience it next year – by earning their Queen's Scout Award.

### Eurekit

Elsewhere in Encompass you should find information about Eurekit, the new web based activities database and program builder. The URL is <http://eurekit.scoutsqld.com.au> or it can be reached by following the link on the home page of the Branch web site. You access Eurekit by using your Scout membership number and Branch web site password. If you cannot log in, work with the friendly staff at Branch to find out your membership number and password.

All members of the Branch have access to Eurekit so after you have had a look yourself, encourage your Venturer Scouts to log in and start using it to develop exciting and balanced programs. At the moment there is a basic set of activities that are directly aimed at the Venturer Scout section but one of the great features of the system is the ability to add your own activities for incorporation into whatever program you are building up from the activities in the system. After you or your Venturer Scouts had added your favourite or most exciting activities, I encourage you to publish them to the Eurekit

community so everyone can share in your genius.

### Queensland Venture 2013

QV is on again in 2013. This time we are heading to north Queensland – Camp Barrabadeen on Lake Tinaroo, west of Cairns to be precise. The camp will start on 29 June and finish on 6 July. I expect the application form with costs and firm activity information will be available by mid-November, but don't wait till then to start planning to attend. Get it onto your unit programs for next year, along with fund raising activities so everyone in the unit can attend.

There is currently a badge design completion underway. There is also an advertisement elsewhere in this edition of Encompass. More information about the sorts of expeditions and activities we are planning will be direct e-mailed to Leaders shortly. Please pass it on to your unit and impress on your Venturer Scouts the need for them to make a commitment soon to attend.

### Dates (a partial list)

#### October

- 12-14 Venturer Scout Leadership course, Wirraglen Campsite, Highfields
- 13 Queensland Scout Centre re-opening and rally
- 13-14 Race Around the Lake, Narangba Den

#### November

- 3-4 Unit Management Course, Rockhampton
- 11 Unit Management Course, Aspley
- 30 Central and Coastal Region Venture starts
- 30 Noosa Venture starts

[See <http://z8.invisionfree.com/QueenslandVenturers> for details of these activities.]

Hi Venturer Scout Leaders and interested parties, Queensland Venture 2013 is going ahead in the June/July 2013 school holidays at Barrabadeen Campsite, Atherton Tablelands, North Queensland. Whilst we are finalising details of the camp i.e. expeditions, costs etc. We are currently seeking submission of badge designs from yourselves and your Venturer Scouts.



Please advise all Venturer Scouts of this competition and encourage them to participate, our aim is to have the badge approved as an event badge by the Chief Commissioner to be worn on the uniform and therefore, the Badge must **not** exceed 75mm wide and 75mm long. The badge does not have to be square as long as it fits within the required dimensions. Submissions could consider the location of the Venture for their design, but must include the Scout Emblem and the writing Queensland Venture 2013.

Closing date for submissions is 26 October 2012 and should be emailed to [ba.venturerscouts@qldhq.scouts.com.au](mailto:ba.venturerscouts@qldhq.scouts.com.au) Attention: QV2013 Badge. The successful submission will receive a \$100 Gift Voucher for Globe Trekker Adventure Gear.



# Branch Commissioner Rover Scouts



Gavin Brady

bc.rovers@qldhq.scouts.com.au



## ROVER SCOUT SECTION REVIEW – AGE RANGE

In July the Chief Commissioner updated the movement on recently adopted changes to the Rover Scout Section adopted by the NEC. In recent months we looked at the new definition of service in the Rover Scout Section and the new Purpose and Aim of the Rover Scout Section. In this and following month's articles we will discuss some of the other changes in more detail;

*The new Age Range of the Rover Scout Section (Recommendation 4) is "... from their eighteenth (18) to twenty-sixth (26) birthdays. Linking from Ventures may begin at seventeen and a half (17.5) years but they may not attend a Crew regularly or become a member of the Rover Section until their eighteenth (18) birthday*

Previously, Crews with members under the age of 18 needed to always ensure that parental consent forms (C4's) were signed by the Rover Scout parent of guardian prior to all specialist and adventurous activities and all activities held away from their normal meeting place (usually the Den). This requirement will still apply for any linking activities, but in all other situations the change in age range will be more suited to the often "spontaneous" nature of activities within the Rover Scout Section.

The changes also mean that there is by default an official 6 month linking time frame from 17.5 to 18. It is up to all Units and in particular Rover Crews to establish links between themselves to encourage and support linking. It should also be remembered that the Venturer Scout – Rover Scout link badge needs to be earned during this period; and can not be earned once you have left Venturer Scouts or turned 18.

## HARD YAKKA MOOT

19 October – 21 October

Maryborough Jamboree Site

***This is the Big One! We need all hands on deck; Be prepared to get muddy, work hard and party hard (responsibly)!***



QBRC will be held onsite on Saturday night as well. This is the first Central Queensland QBRC meeting since June 1992 when our BC was QBRC Chair! Please bring gloves, closed-in shoes (safety boots if you have them), gumboots, sunglasses, tentage and sleeping gear. If you have tools and don't mind Rover Scout using them, please feel free to bring them, too. Email [aj2013@qldrovers.org.au](mailto:aj2013@qldrovers.org.au) to let us know what you can bring. Showers and toilet facilities are available on site. Cost is \$20 including catering. Email [aj2013@qldrovers.org.au](mailto:aj2013@qldrovers.org.au) by 12 October, to make sure you are catered for.

## ROVER SCOUT AT AJ2013 – CHALLENGE IT!

Want to know what Qld Rover Scout have planned for Scouts at AJ2013 in the Challenge It activity?



Queensland Rover Scouts have been asked to run this massive, awesome onsite activity. If you want to find out more about what's planned, if you are keen to assist in the running one of Scouting's greatest activities, now is your chance to get involved. For more information, contact Matthew Ray at [aj2013@qldrovers.org.au](mailto:aj2013@qldrovers.org.au) or 0413 073 863.

We also looking for donations of any new/used timber, bolts, ropes, cargo nets, etc to assist with construction and theming of the activity.

## RECYCLING ROVER SCOUT STYLE! - WHERE DID THE TANKS AT QSC GO?

If you wondered where the tanks at QSC damaged by the floods have gone; they are now at Maryborough and will be repaired to be used as part of Challenge –it! We couldn't bear to just throw them out, so in true Scouting style we recycled them!



## REGION REPRESENTATIVES

Nominations are still open for 2012/2013 Rover Region Representatives. Rover Region Representatives are an important activities and communication link between Crews, Regions and QBRE. As region representative, you are a voice for Rovering in your region. Your duties include regularly communicating with crews in your region, attending QBRE meetings (where possible) and participation in two major rover conferences each year.

If you are interested in becoming a Rover Region Representative, the term commences on 1 September and nomination forms must be submitted to [chair@qldrovers.org.au](mailto:chair@qldrovers.org.au) or [bc.rovers@qldhq.scouts.com.au](mailto:bc.rovers@qldhq.scouts.com.au)

## FUTURE DATES

QSC Re-launch – 13 October

QBRC Meeting – 20 October – Maryborough

Hard Yakka Moot 19-21 October - Maryborough

Wonargo Review Rover Night – 26 October

QBRC Meeting – 18 November

Christmas Moot - 23-25 November – Aldershot Campsite Maryborough

(Continued on page 23)

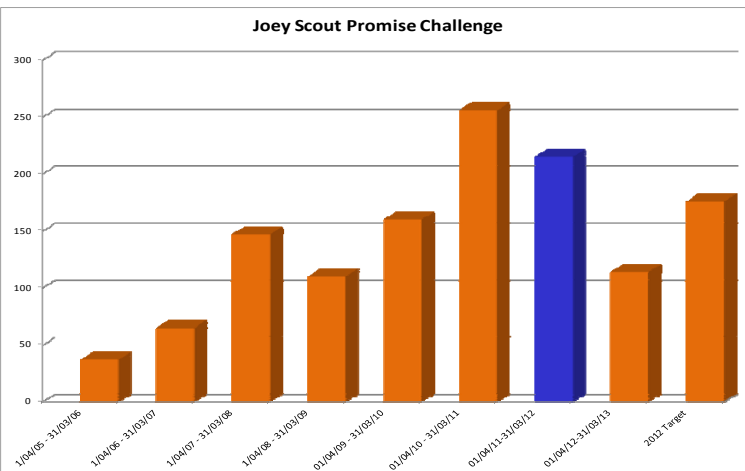
# Youth Awards



## JOEY SCOUT PROMISE CHALLENGE

Lily Wilson  
Hayden Bly  
Lillian Evett  
Jacob Lakatos  
Janika Lapworth  
Michael Heiser  
Taylor Drake  
Daniel Burns  
Amelia Pollett  
Estelle Pollett  
Keegan Castle  
Brady Schuh  
Jordan Fennell  
Ethan Deo  
Riley Porter  
Felix Lewis  
Cody Querrule  
Declan Tate  
Nicholas Di Bella  
Liam Paterson

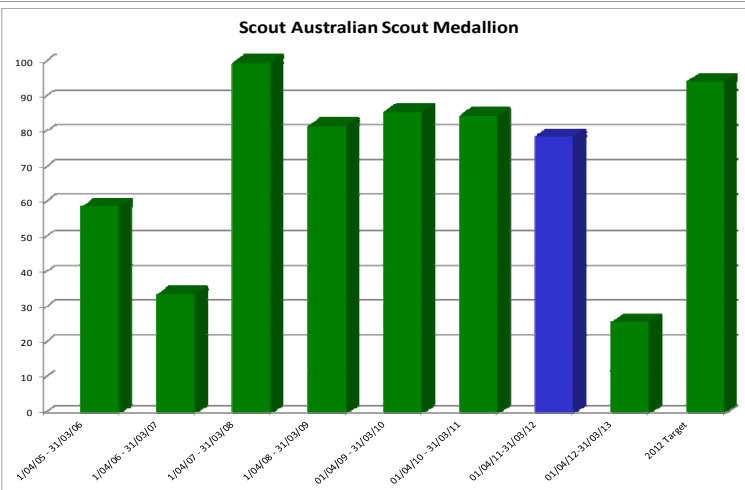
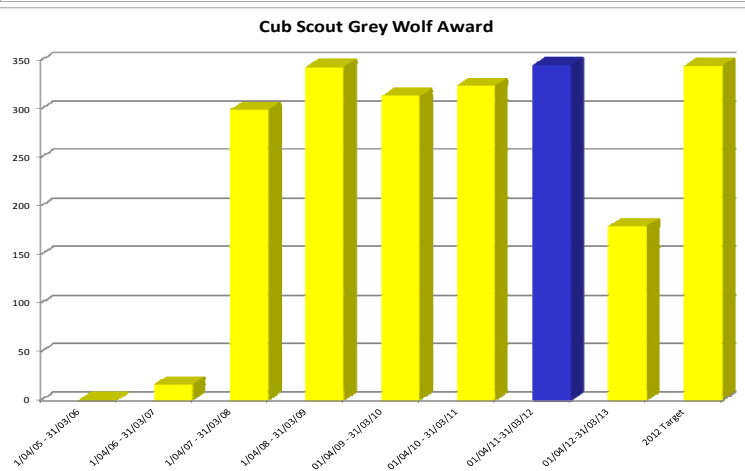
The Gap Scout Group  
Algester Scout Group  
Algester Scout Group  
Greenbank Scout Group  
Aspley Scout Group  
Belmont Scout Group  
Belmont Scout Group  
Belmont Scout Group  
Woombye Scout Group  
Woombye Scout Group  
Nerang Scout Group  
West Centenary Scout Group  
West Centenary Scout Group  
West Centenary Scout Group  
Victor Scout Group  
Victor Scout Group  
Victor Scout Group  
Cleveland Scout Group  
Ingham Scout Group  
Victoria Point Scout Group



## CUB SCOUT GREY WOLF AWARD

Amy Pickering  
Benjamin Hutton  
Jarvis Pyne  
Andrew Worthington  
Joshua Newling  
Jackson Anthon  
Hannah Skews  
Sarah Gardner  
James Paterson  
William Kilgour  
Tess Currin-Ross  
Seth McAlister  
Hailey Graham  
Darcy Cant  
Cory Wilce  
Daniel Beresford  
Ewan Daniels  
Ewan Lister  
Flynn Brien

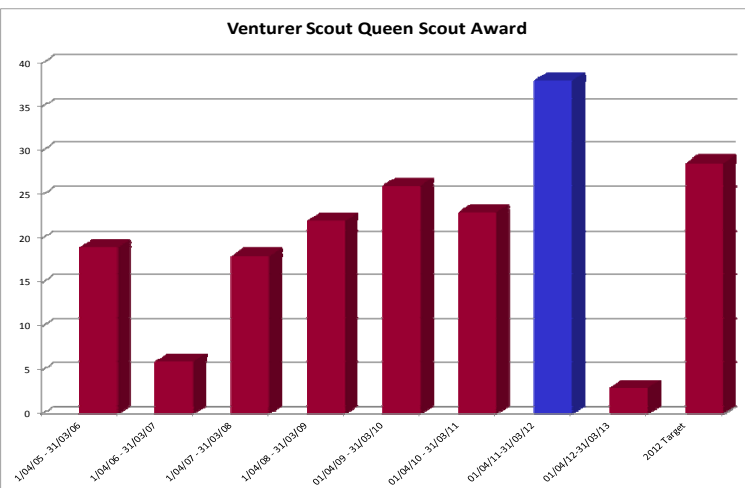
Ashmore Scout Group  
Sandgate Scout Group  
Sandgate Scout Group  
Morningside Scout Group  
Wahminda Park Scout Group  
Mount Bruce Scout Group  
Malanda Scout Group  
Cleveland Scout Group  
Rochedale Scout Group  
Rochedale Scout Group  
Clifton Hill Scout Group  
Clifton Hill Scout Group  
Malanda Scout Group  
Malanda Scout Group  
Malanda Scout Group  
Albany Creek Scout Group  
Drayton Scout Group  
Burleigh Heads Scout Group  
Taringa Milton Toowong Scout Group



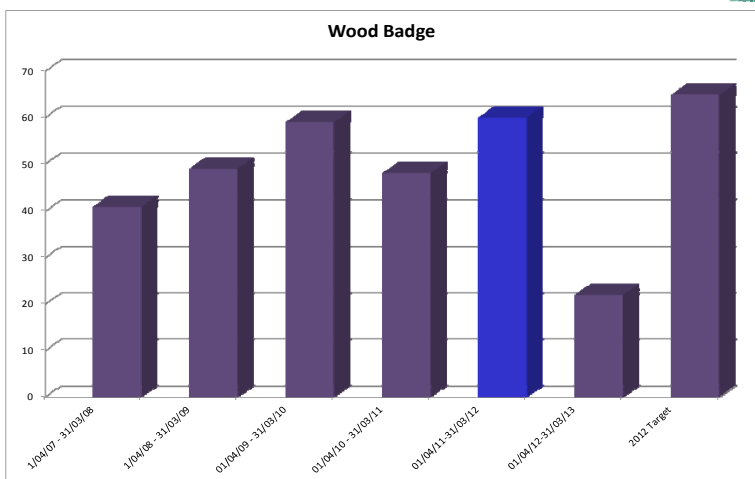
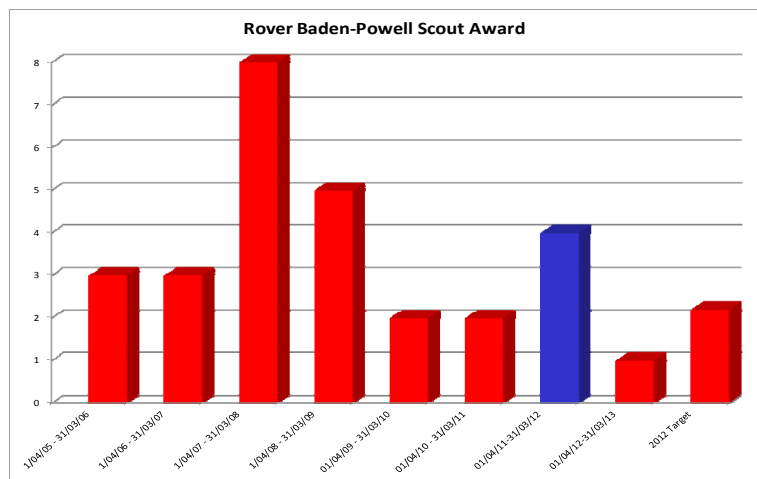
## AUSTRALIAN SCOUT MEDALLION

Mitchell Armsden  
Christian McCaffrey  
Clint Caldicott  
Daniel Parnell

Karana Scout Group  
Warripari Scout Group  
Milmerran Scout Group  
Karana Scout Group







## LONG TIME SCOUT ACHIEVES GOLD

This Scout deserves the Scout Medallion and not just for the award scheme achievements. Cordelia's been attending scouts since before she became a Joey Scout, coming to events with one her Leader parents. First to arrive and last to leave and sometimes not by choice, she has been an official scout since 2003.



Her camping record is so long, it ran out of room in the Scout Section Target book, helping her Mum on Cub Scout camps, organising Patrol Camps, attending any camp offered, missing only occasional camps to be in important sports finals or music galas.

Shailer Park Group has helped some excellent scouts like Chris and Jess to achieve their Scout Medallion recently, and it's auspicious that Cordelia is following such good company. Cordelia's Parents recognise the Patrol system is alive and well at Shailer Park Scout Section, ensuring that Cordelia has experienced the meaning of scouting, as BP intended.



A good working Patrol System looks unbelievably like it should be easy to manage, but requires healthy discipline and good application by experienced Leaders to build it up in a troop, and to be maintained.



Cordelia felt lucky to be with such good scouts and benefit under the eyes of good Leaders like 'Sheepdog' and 'Hawkeye'. It's tough to get the top awards in any section; requiring dedication, listening, learning, skills, opportunity and participation.

## MOUNT COTTON SCOUT GROUP ASM

On Friday 7<sup>th</sup> September Mt Cotton Scout Group came together to celebrate the success of its latest Australian Scout Medallion Recipient. For Emily Ring the journey to Scout Medallion had a number of hurdles to be overcome, not least of which was knee surgery right about the time of her hike. Emily persevered in true Scouting spirit, and was delighted to receive her award at a special group campfire and celebration evening (with a delicious celebratory cake for good measure).

Now a Venturer Scout, Emily is continuing her scouting with many of her hike team (pictured) joining her in Venturer Scouts in the near future. Emily's dedication to scouting is evident, and she has achieved the highest award in all sections to date (Joey Scout Promise Challenge, Cub Scout Grey Wolf and now Australian Scout Medallion). Mt Cotton Scout Group congratulates Emily on her hard work and success, and looks forward to her Queen Scout presentation!



## PLEASE NOTE:

The following forms are required to be submitted for the Youth Award badges to be processed and issued:

- D9—Joey Scout Promise Challenge Application
- D8—Request for the Grey Wolf Award
- D7— Australian Scout Medallion Nomination Form
- D1—Queens Scout Award Recommendation
- D10—Nomination for the Baden Powell Scout Award

All forms are available in the Members Only Area of the

# General Manager



Ian Lightbody

gm@scoutsqld.com.au



## Eurekit

Congratulations go to Ryan Sodziak, our Operations Manager, and the Creatop Team. After three years of work, Eurekit is now available for our Leaders. (It may soon be available to Scout Patrol Leaders, Venturer Scouts and Rover Scouts too – watch this space.) Ryan began the project to create software to let Leaders build section programs as his Wood Badge project three years ago. It has come a long way in that time. The Eurekit launch was held on Friday 28 September at the Queensland Scout Centre.

The on-line software allows Leaders to build section programs and camp programs with ease. The database behind the program currently holds over 1100 program elements for all sections and is building quickly. Leaders can log-on using their regular Scout username and password. Users have the ability to contribute ideas to the database for others. Eurekit has already attracted a lot of interest from Leaders across the country and we hope that it may be adopted as the National library for Scouting program material.



Our organisation will direct benefit but we plan to commercialise the product to reduce the cost to Scouting. A number of other organisations have already expressed interest in using Eurekit with their own library of program elements. The software has application to educational and training organisations throughout the world – anyone who needs to build courses or programs. If you have a contact with any organisation who may be interested in purchasing the product, please let us know. We hope you enjoy the resource made for you.

Incidentally, the name “Eurekit” came about from a number of concepts: “EUREKA, I’ve found IT” might be the famous quote from Archimedes; however, in a similar way, we hope you are excited about finding special program idea too. The Eureka Stockade has an Australiana theme and “IT”, links with the information technology that makes this a high-tech version of cut-and-paste.

## Scout Supply Centre (Scout Shop) On-line

We are excited that the Scout Shop is going on-line. This will assist members to purchase over-the-counter items with minimal fuss through the website. By the time Encompass reaches you, the system should be in place. The on-line shop will also allow people to pre-order and purchase Jamboree souvenirs. A word of advice, it would be wise to order your AJ2013 Jamboree souvenirs early. Based on the performance at other Jamborees, we are keen to have just enough stock with nothing left over. As a result, we are working on conservative stock levels for the Jamboree with intention of running out. Don’t miss out, you can order your Jamboree items and have them delivered/collected before the event.

## Local Councils

On Wednesday 3 October we thanked the Brisbane City Council for the support that they have given Scouts. The Council gave a great deal of assistance to the Scout Groups affected by the 2011 Flooding and, more recently, seven Scout buildings have received refurbishments as part of the Councils on-going support for community organisations. There are plans to provide more

assistance in the future. The Brisbane Scout Groups are grateful for the assistance given and the on-going support given by the Council. Discussions are underway with a number of councils to review our lease arrangements, address any matters of concern and discuss ways in which Scouts can work with councils on a number of projects. The trial to run holiday programs with the Brisbane City Council and the Logan City Council was very successful. Based on the lessons learned, we would like to develop similar programs with other councils around the state. They offer a very good opportunity to support the needs of the community, raise funds for Scout Groups and help to promote our organisation. Win, win, win!

## Promotions

To assist with the recruitment of new members and build on the attention that Scouts will receive from the Jamboree, the idea of a Sign-On Weekend has been raised. The intention is to support any Scout Groups, Districts and Regions who wish to take part in a mass promotional weekend on 9-10 February 2013. This gives formations the opportunity to organise Open Days and Sign-On events, supported by a state-wide promotions.

As part of the promotion, we are planning to have a “Fly the Flag” campaign during the month of February, including Founder’s Day (the annual celebration of our BP’s birthday on 22 February). We will try to fly Scout flags as much as possible across the state.

## School Holiday Programs

Over the recent September school holiday, Scouts Queensland joined forces with Brisbane City Council and Logan City Council to run events for children during their break from school. As a part of Brisbane City Council’s “Chill Out Program” and Logan City Council’s “Krank”, children were able to come along and learn some great skills and even more importantly, to have a good time! A big congratulations needs to be said to our Project Officer Vicki Knopke and Facilities Manager Chris Morley, who ran the events over three big days successfully. We had quite an excellent turn out with the children coming along to our workshops and being able to learn map and compass skills, knots for construction and have the opportunity to build and fly their very own water rockets. The workshops were held at both the Queensland Scout Centre and Scout Dens around Logan. All in all, I believe it was a great experience for everyone that participated, especially the parents who got some much needed relaxation time in their hectic school holiday schedule.

## Outdoor-tober!

Scouts attended the Outdoor-tober Launch on Tuesday 27 September at Kangaroo Point Cliffs. Outdoor-tober is a month long celebration of the outdoors and the aim is to promote and increase participation in outdoor recreation. As our Movement is heavily involved outdoors, it was a prime opportunity to go along to the launch to support the initiative and also set up some demonstrations to show what endless possibilities and experience Scouting can provide to people of all ages. Remember to “Get Outdoors this October” and head to their website to find local activities in your area that could make for a great day activity with your section. For more information go to <http://outdoortober.com/>

We were proud to boast that we put the “OUT in Scouting”; see you in the Great Outdoors!



# Administration matters

## UPDATED FORMS

The following forms have been updated on the Scouts Queensland Website in the Members Only Area. To download these forms you need Adobe Acrobat Reader.

Download free from <http://www.adobe.com>

Form	Description	Issue	Date
F22	Charter/Recharter of a Formation	8	09/12

## PROPERTY RETURNS

Thank you to all the formations (Groups, Districts, Regions, Fellowships, Campsites, Activity Centres, etc) who sent in their Property Returns on time. It is essential that this information is submitted. Unfortunately, there are many formations who are late.

Please send them in quickly and if you need assistance or a replacement form, please contact the Property Officer, Mark Brannigan, at the Queensland Scout Centre (3870 7000).

## BRANCH ACCOUNTS

We are working on ways to improve the statements and invoices produced at the Queensland Scout Centre.

More detail will be provided on the statements and we are sending reminders, if payments are not received on time. It is important to point out that when payments are made, it is necessary to indicate which invoices they cover.

This can be done by ticking the relevant boxes on the statement when sending it in. We plan to send this data electronically in the near future to reduce mailing costs and reduce the turnaround time. Electronic payments are not far off either. It is important to note that **all accounts with the Branch are 30 day terms**.

Please do the right thing and pay your bills on time. If there are problems, please contact us to discuss the matter. If necessary, we can arrange for a debt repayment plan. Suspension of the Group is a likely outcome if no action is taken.

## KNOW YOUR PROPERTY

Is your Scout property freehold or leasehold? If it is leasehold, do you know what the lease agreement says? It is important to know when leases are due for renewal and what the terms of the lease allow and what is not allowed. Similarly, if your lease allows the property to be hired by other Groups (not all leases do), are the Scout Hire Agreements in place? It is important that a copy of the Property Hire Agreement (Form F19) be sent to Branch Headquarters with a copy of the organisation's public liability insurance. Please ensure that your Scout property is well-maintained. Regular safety and building inspections, and a maintenance schedule, are essential. Checking for electrical safety, termite problems and hazards need to be an ongoing process. We will be providing further information on these matters in the near future.

## ADVERTISING RATES FOR ENCOMPASS



**\$120 full page  
per issue**

**\$60 half page  
per issue**

Space is available for your business to advertise within Encompass each month. Advertising is for commercial organisations only. Scout Groups and activities will continue not be charged for submission of content.

Please note terms and conditions do apply. For more details download the advertising guidelines from the Branch website at <http://www.scoutsqld.com.au>

## ADVERTISING

Groups will receive an insert from Sunstate Coaches with Encompass this month. The business made a contribution to Scouting to offset the cost of postage, this in turn assists Scouting. Sunstate Coach Charters has a very good reputation in providing good quality services at a reasonable price; I know this from experience, having used them before and being very happy with their services. Please consider asking this business for a quote if you are considering the need to charter a coach in the future. Their telephone number is 3260 1666.

If you know of any other businesses who would like to take out an advert in Encompass, please contact the Queensland Scout Centre. Full page ads are \$120 and half page ads are \$60.

Ian Lightbody, GM

# Training calendar

*Dates are subject to change  
throughout the year*

Course #	Venue	Start Date	End Date	Closing date
<b>Cub Scout Skills 1 (e -Learning Practical Weekend)</b>				
5101226	Baden-Powell Park	3-Nov-12 (Sat)	4-Nov-12 (Sun)	12-Oct-12 (Fri)
<b>Canoeing (Flat and Undemanding Water) Level 1</b>				
1051212	Karingal Campsite	3-Nov-12 (Sat)	4-Nov-12 (Sun)	12-Oct-12 (Fri)
<b>Cub Scout Skills Training 2 &amp; 3 (e-Learning Practical Weekend)</b>				
5111226	Rocky Creek Campsite	3-Nov-12 (Sat)	4-Nov-12 (Sun)	12-Oct-12 (Fri)
5111227	Baden-Powell Park	24-Nov-12 (Sat)	25-Nov-12 (Sun)	2-Nov-12 (Fri)
<b>First Aid - Apply First Aid Fast Track</b>				
7101209	Moreton Region Scout Centre	3-Nov-12 (Sat)	3-Nov-12 (Sat)	12-Oct-12 (Fri)
<b>First Aid - Apply First Aid Plus</b>				
7001202	Queensland Scout Centre	3-Nov-12 (Sat)	4-Nov-12 (Sun)	12-Oct-12 (Fri)
<b>First Aid - CPR Fast Track</b>				
7301206	Queensland Scout Centre	6-Nov-12 (Tue)	6-Nov-12 (Tue)	19-Oct-12 (Fri)
7301216	Moreton Region Scout Centre	17-Nov-12 (Sat)	17-Nov-12 (Sat)	26-Oct-12 (Fri)
<b>Joey Scout Skills Training 2 &amp; 3 (e-Learning Practical Weekend)</b>				
5011225	Rocky Creek Campsite	3-Nov-12 (Sat)	4-Nov-12 (Sun)	12-Oct-12 (Fri)
5011226	Baden-Powell Park	24-Nov-12 (Sat)	25-Nov-12 (Sun)	2-Nov-12 (Fri)
<b>Kayaking (Flat and Undemanding Water ) Level 1</b>				
1071208	Karingal Campsite	3-Nov-12 (Sat)	4-Nov-12 (Sun)	12-Oct-12 (Fri)
1071209	Brownsea Water Activity Centre	23-Nov-12 (Fri)	25-Nov-12 (Sun)	2-Nov-12 (Fri)
<b>Kayaking (Flat and Undemanding Water) Level 2</b>				
1081206	Murrenbong Campsite - Kurwongbah	2-Nov-12 (Fri)	4-Nov-12 (Sun)	12-Oct-12 (Fri)
<b>Leader of Adults Skills Training 2 &amp; 3 (e-Learning Practical Weekend)</b>				
5511224	Rocky Creek Campsite	3-Nov-12 (Sat)	4-Nov-12 (Sun)	12-Oct-12 (Fri)
5511225	Baden-Powell Park	24-Nov-12 (Sat)	25-Nov-12 (Sun)	2-Nov-12 (Fri)
<b>Leadership Training 3 &amp; Joey Scout Skills 1 (e-learning Practical Weekend)</b>				
5001226	Baden-Powell Park	3-Nov-12 (Sat)	4-Nov-12 (Sun)	12-Oct-12 (Fri)
<b>Leadership Training 3 &amp; Leader of Adults Skills 1 (e-Learning Practical Weekend)</b>				
5501225	Baden-Powell Park	3-Nov-12 (Sat)	4-Nov-12 (Sun)	12-Oct-12 (Fri)
<b>Leadership Training 3 &amp; Scout Skills 1 (e-Learning Practical Weekend)</b>				
5201217	Baden-Powell Park	3-Nov-12 (Sat)	4-Nov-12 (Sun)	12-Oct-12 (Fri)
<b>Leadership Training 3 &amp; Venturer Scout Skills 1 (e-learning Practical Weekend)</b>				
5301219	Baden-Powell Park	3-Nov-12 (Sat)	4-Nov-12 (Sun)	12-Oct-12 (Fri)
<b>Module 1 Train the Trainer (2012)</b>				
2801205	Queensland Scout Centre	10-Nov-12 (Sat)	10-Nov-12 (Sat)	19-Oct-12 (Fri)
<b>Module 2 Train the Trainer (2012)</b>				
2811205	Queensland Scout Centre	11-Nov-12 (Sun)	11-Nov-12 (Sun)	19-Oct-12 (Fri)
<b>Scout Skills Training 2 (e-Learning Practical Weekend)</b>				
5211226	Baden-Powell Park	24-Nov-12 (Sat)	25-Nov-12 (Sun)	2-Nov-12 (Fri)
<b>Scout Skills Training 3 (e-learning Practical Weekend)</b>				
5221220	Baden-Powell Park	1-Dec-12 (Sat)	2-Dec-12 (Sun)	9-Nov-12 (Fri)
<b>SISO - Common Core Part B2</b>				
7431202	Far North Region	8-Dec-12 (Sat)	9-Dec-12 (Sun)	16-Nov-12 (Fri)
<b>SISO- Level 1 Common Units</b>				
6851207	Brownsea Water Activity Centre	23-Nov-12 (Fri)	25-Nov-12 (Sun)	2-Nov-12 (Fri)
<b>Venturer Scout Skills Training 2 ( e-Learning Practical Weekend)</b>				
5311223	Baden-Powell Park	24-Nov-12 (Sat)	25-Nov-12 (Sun)	2-Nov-12 (Fri)
<b>Venturer Scout Skills Training 3 (e-Learning Practical Weekend)</b>				
5321217	Baden-Powell Park	1-Dec-12 (Sat)	2-Dec-12 (Sun)	9-Nov-12 (Fri)
<b>Venturer Unit Management</b>				
3421213	Warripari	4-Nov-12 (Sun)	4-Nov-12 (Sun)	12-Oct-12 (Fri)
3421214	Aspley	11-Nov-12 (Sun)	11-Nov-12 (Sun)	19-Oct-12 (Fri)
<b>Wood Badge Training 1</b>				
9501213	Baden-Powell Park	7-Dec-12 (Fri)	9-Dec-12 (Sun)	16-Nov-12 (Fri)



# Deputy Chief Commissioner Special Duties



Iain Furby

dcc.specialduties@scoutsqld.com.au



A water bearer had two large pots, one hung on each end of a pole which he carried across his neck. One of the pots had a crack in it, and while the other pot was perfect and always delivered a full portion of water. At the end of the long walk from the stream to the master's house, the cracked pot always arrived only half full.

For two years this went on daily, with the bearer delivering only one and a half pots full of water to his master's house. Of course, the perfect pot was proud of its accomplishments, fulfilled in the design for which it was made. But the poor cracked pot was ashamed of its own imperfection, and miserable that it was unable to accomplish what it had been made to do.

After two years of enduring this bitter shame, the pot spoke to the water bearer one day by the stream. "I am ashamed of myself and I apologize to you." "Why?" asked the bearer. "What are you ashamed of?" "I have been able, for these past two years, to deliver only half my load because this crack in my side causes water to leak out all the way back to your master's house. Because of my flaws, you have to do all of this work, and you don't get full value from your efforts," the pot said.

The water bearer felt sorry for the old cracked pot, and in his compassion he said, "As we return to the master's house, I want you to notice the beautiful flowers along the path." Indeed, as they

went up the hill, the old cracked pot took notice of the sun warming the beautiful wild flowers on the side of the path, and was cheered somewhat.

But at the end of the trail, it still felt the old shame because it had leaked out half its load, and so again the pot apologized to the bearer for its failure. The bearer said to the pot, "Did you not notice that there were flowers only on your side of the path, and not on the other pot's side? That's because I have always known about your flaw, and I took advantage of it. I planted flower seeds on your side of the path, and every day while we've walked back from the stream, you've watered them.

For two years I have been able to pick these beautiful flowers to decorate my master's table. Without you being just the way you are, he would not have this beauty to grace his house." Each of us has flaws. We're all cracked pots. But if we will allow Him, the Lord will use our flaws to grace His Father's table. In God's great economy, nothing goes to waste. Don't be afraid of your flaws. Acknowledge them, and you, too, can bring something beautiful to the Father.

I hope this will give you all something to reflect upon in your role in Scouting.

## Branch Commissioner Environmental Education



Judy Seymour

### Environment Dates

1<sup>st</sup> October - World Habitat Day

4<sup>th</sup> October - World Animal Day

21<sup>st</sup>-27<sup>th</sup> October - National Water Week

Youth Programmes—World Scout Environment Badge, Waterwise, Joey Scout Adventure Challenge.

Calendar Dates: - Limited dates left this year due to previous bookings.

		Location
Joey Scouts	10 <sup>th</sup> November at Rocky Creek	Landsborough
Cub Scouts	3 <sup>rd</sup> November at Erapah	Victoria Point
Scouts	17 <sup>th</sup> November at Erapah 24 <sup>th</sup> November at Rocky Creek	Victoria Point Landsborough
Venturer Scouts	On request after exams at Erapah	Victoria Point
Rovers	13-14 <sup>th</sup> October at Erapah	Victoria Point

**Bookings: Fiona Clark (07) 3721 5737.**  
**activity.bookings@scoutsqld.com.au**  
**BRANCH COMMISSIONER ENVIRONMENTAL**  
**EDUCATION, JUDY SEYMOUR**  
**PH: 3203 4193**

# Branch Commissioner International



**Paul Rollason**

bc.international@qldhq.scouts.com.au



Scouting is a worldwide Movement with over 30 million Scouts in 160 countries. International Scouting is aimed at creating an understanding of other cultures as well as promoting peace and tolerance through our common understanding of the Scouting Aims and Principles.



Join the Australian Contingent and Ventures from around the world in the adventure capital of the world - New Zealand

#### KEY DATES

Venture South: January 5-14, 2013

Australian Contingent Pre-Tour: December 28, 2012 to January 4, 2013

#### Contact:

**Gary Steinhardt, Contingent Leader**

**Tel: 0418 545 325**

**Email: [gary.nzv20132013@scouts.com.au](mailto:gary.nzv20132013@scouts.com.au)**

**Phillip Britt, Deputy Contingent Leader**

**Tel: 0418 528 521**

**Email: [phil.nzv2013@scouts.com.au](mailto:phil.nzv2013@scouts.com.au)**

Register your interest to attend Venture South with the Australian Contingent and receive your FREE Venture South ambassador badge. **Register Here!** <http://www.nzv2013.com/signup.php>



*"When you join a Patrol you become part of a worldwide brotherhood in which every member has promised to keep the Scout Law. Because of this it doesn't matter if they speak different languages, are of different colours or hold different religious beliefs. When you meet Scouts at large gatherings, remember that they are your brothers and show by your actions that you regard them as friends."*

**- Lord Robert Baden-Powell, Founder of Scouting**

#### Pen Pals Required

We have **25 Mobs, 8 Packs, 13 Troops, 3 units,**

**1 Crew and 3 Groups** wanting links with Australian Scouts. For more details contact **International Pen-Pal Program –Susan Rogers Qld Coordinator** at [penpals@qldhq.scouts.com.au](mailto:penpals@qldhq.scouts.com.au)



At Moot Canada 2013, participants will be the makers of their own programming. Months ahead of their arrival in Canada, each participant will create his

own Moot experience by making a series of choices individually or with their international patrol. By offering each participant the opportunity to build their own programming, Moot Canada 2013 wishes to establish new grounds for future international scouting events.

Canada, Country of Blue Gold

Canada has one of the biggest fresh water reserves in the world. The theme of water, its preservation and accessibility will be at the heart of activities during Moot Canada 2013.

The 2-3-1-3-2 formula

The Participant's Experience: Choose your Path

#### Find your Path

**The Urban Challenge: an inspiring service opportunity**

**The Awacamenj Mino base camp**

**Patrol Life: an International Experience**

At their arrival at Moot Canada 2013, participants will finally meet members of the patrol with whom they've worked on the web over the last few months. Together, they'll share the Moot Canada 2013 experience: activities, meetings, camping, cooking, travel, services.

#### International Service Team

Contact Contingent Leader **Pete Favelle** [sp38trains@hotmail.com](mailto:sp38trains@hotmail.com) for more information.

#### Kakani International Training Centre (KITC) Short Term Staff Exchange Program

**Kakani International Training Center** is about 25 km from Kathmandu, North West, at an altitude of 2000 meters above sea level. The one and a half hour journey from Kathmandu provides a beautiful panoramic view on hills. Once in Kakani, you will enjoy the magnificent view on the Himalayan ranges. More than a relaxing place, KITC also offers many educational programs. On internship, KITC accepts programme for Rovers/Rangers/Scouters. If Scouts want to join the internship programme through the Asia-Pacific Regional Office, Nepal Scouts' KITC will provide food and accommodation during their stay on a short-term basis but allowance or pocket money will not be provided. Travel expenses must also be borne by themselves. All application forms must be recommended by their respective National Scout Organizations.

For further details, please check their website <http://www.kakani.org/main.php>

#### About Stavanger 2013

##### Where: Stavanger

Stavanger is located in an area called North-Jæren, in the county of Rogaland. The city is the 4th largest in Norway, and you can come here either by bus, plane, boat, train, car or even bike if you dare. Rogaland is called the food county of Norway, and with good reason. We have good access to a variety of food and short distances will give the scouts fresh, healthy and exclusive raw materials in world class. Mmmm!

##### When: 6th to 13th of July 2013

**What:** National Scout Jamboree for Norwegian Guide and Scout Associations with guests

**Price: 265 €**

**For whom:** Norwegian and International scouts as from 11 years, both girls and boys

**Register:** Registration will not open until late 2012. Before then, we only register members to staff. In addition, we also register and





(Continued from page 20)

follow up International guests that wish to participate. Foreign groups can register via International Contact Solveig Hellström. (solveig@stavanger2013.no).

### **BOY SCOUTS OF AMERICA (BSA) 2013**



#### **Limited Spaces Available!!**

Get ready! The 2013 National Scout Jamboree is coming and it aint your fathers jamboree. We're talking seriously high adventure, people! Whitewater

rafting, zip-lining, rappelling, mountasin biking, hiking, and more at the Summit Bechtel Reserve in the wilds of West Virginia. Scouts Australia will be sending a contingent of Scouts and Venturer Scouts to the 18th Boy Scouts of America National Scout Jamboree in July 2013. Scouts and Venturer Scouts (boys only) who will be between the ages of 12 and 18 are invited to attend. For more information click the link below to find out about BSA 2013. All youth members are encouraged to read about the activities that will be on offer as part of this experience. <http://www.international.scouts.com.au/main.asp?iMenuID=22134551>

### **SISEP - Scout International Student Exchange Program**

The search still continues for interested Venturer Scouts to participate in the Scout International Exchange Program for 2013/14. Anyone who is currently a Venturer Scout and does not turn 18 until after January 2014 will be eligible to participate in the 2013/14 experience. The earlier you apply, the more time you will have to raise/save the money to attend. All the Venturer Scouts who have participated agree that it is the best time and experience and well worth the effort. I already have a couple of potential starters for the 2013/14 group and welcome more enquiries during the year, so don't delay – **Applications for 2013/14 close 31<sup>st</sup> March 2013**. Early expression of interest for next year or later, will help towards future planning of the program both here and overseas. It will also give you a lot more time to save money for the experience of a lifetime. We are also looking at expanding the list of Countries to attend and this can help.



Hope to hear from you soon.

Scott Edwards—Youth Program Support Branch Advisor (International) – SISEP Coordinator - Qld (Scout International Student Exchange Program) [sisep@qldhq.scouts.com.au](mailto:sisep@qldhq.scouts.com.au)



#### **Host Families and Host Corp Team**

We are always on the lookout for host families and people to be a part of the Host Corp Team.

This may be anywhere from hosting a visiting International Scout or Leader for a few hours, to show them local Australian Scouting, to 1-2 days whilst they are here on holidays, and up to several weeks if they are on exchange. Most of our requests are for 3-4 hours to meet local scouts or at least meet them at the airport. Being a host is a wonderful and fulfilling experience. **Host Families are required for Scouts attending AJ2013. We need host families for the following: 4 Japanese scouts (male) and 1 Leader, 1 UK Leader. Due to age and language, it is preferable for the Scouts to be hosted in pairs.**

For more information about being a host contact

**Sandra Hemming, Branch Advisor-International, Qld Coordinator, Host Families and Host Corp Team**

[ba.internationalhost@qldhq.scouts.com.au](mailto:ba.internationalhost@qldhq.scouts.com.au)

**See the exciting events we have in the Asia-Pacific Region.**

***\*January 2013—New Zealand Venture, AJ2013***

***\*April 2013—New Zealand Moot***

***\*July 2013—APR Jamboree, Japan, 27 July- 8 August***

***Nat. Scout Jamboree Norway 6-13<sup>th</sup> July***

***World Scout Moot, Canada, 8-18<sup>th</sup> Aug***

***\*2014—NZ Moot, New Zealand***

***\*2016—New Zealand Venture, New Zealand***

**World Wide**

***\*2013 - 30<sup>th</sup> APR Scout Jamboree, Sri Lanka***

***\*2014—NZ Moot, New Zealand, World Scout Forum, 7-11Jul, Slovenia, World Scout Conference, 14-18 Jul, Slovenia***

***\*2015—23<sup>rd</sup> World Scout Jamboree, Jul-Aug, Japan***

***ANZAC Centenary Celebrations, Turkey***

***2017—\*15<sup>th</sup> World Scout Moot, Iceland***

***2019—\*24<sup>th</sup> World Scout jamboree, North America***

#### **In Closing**

***Being part of a world-wide brother and sisterhood is really exciting. You don't have to leave Australia to feel part of it. You can participate in international Scouting right here at home! There are plenty of options, and here are just a few ideas:***

***SISEP (Scout International Student Exchange Program) –Scott Edwards SISEP Coordinator QLD [sisep@qldhq.scouts.com.au](mailto:sisep@qldhq.scouts.com.au)***

***Host families and Host Corp Team-***

***Sandra Hemming, Qld Coordinator***

***[ba.internationalhost@qldhq.scouts.com.au](mailto:ba.internationalhost@qldhq.scouts.com.au)***

***JOTA & JOTI – Albert Shelley- Qld Coordinator [jota@qldhq.scouts.com.au](mailto:jota@qldhq.scouts.com.au)***

***International Pen-Pal Program –Susan Rogers Qld Coordinator [penpals@qldhq.scouts.com.au](mailto:penpals@qldhq.scouts.com.au)***

***Hands Across The Water Program (Joey Scouts) [penpals@qldhq.scouts.com.au](mailto:penpals@qldhq.scouts.com.au)***

***If you would like to know more about what is happening internationally in Scouting or would like to participate in an overseas event, visit Scouts Australia's Website at [www.international.scouts.com.au](http://www.international.scouts.com.au) and it will open up many more links for you to explore?***

***If you have International stories and pictures to share, or require further International information please contact Paul Rollason, BC International, via Branch or E-Mail***

***[bc.international@qldhq.scouts.com.au](mailto:bc.international@qldhq.scouts.com.au) or visit the Queensland website at [www.scoutsqld.com.au](http://www.scoutsqld.com.au) and click on "Events" and then "International".***

## **EXPRESSIONS OF INTEREST**

Hospitality is required for several hours on January 1<sup>st</sup> for the New Caledonian AJ2013 Contingent.

Please contact Sandra Hemming  
Branch Adviser- International

[ba.internationalhost@qldhq.scouts.com.au](mailto:ba.internationalhost@qldhq.scouts.com.au)  
for more information.

# Deputy Chief Commissioner Youth Program



Peter Blatch

dcc.youthprogram@scoutsqld.com.au



## Bullying and our Scout Program

As Leaders of young people, it is important we do all that we can to build in each young person skills to build their resilience and their capacity to problem-solve. We do this through the activities we select (or in the older sections, guide youth members to select) in preparing the weekly program and in the longer term challenges they select as part of their participation in the award scheme.

It is important these activities are relevant and meaningful and address any issues which are important for our community today. Just as marching was an integral part of building nationalism in 1907 when Scouting started, environmental issues and technology have also made their impact in the Scout program.

It is important Scouting continues to address other relevant issues for our young people today. One significant issue that affects all young people in Australia is personal safety and dealing effectively with bullying.

Bullying has the potential to have a serious impact on every young person. If a young person is in a situation where bullying occurs - even if they are not the victim or the perpetrator - they will be part of what's going on, which can be very distressing and make them feel anxious. By witnessing someone else's bullying, they have the power and the obligation to put a stop to the bullying by telling an adult or intervening themselves.

Bullying impacts how people feel about themselves. People who are being bullied will often feel alone and isolated and withdraw from activities such as Scouting. They imagine that there is nothing they can do to change the situation.

It is important to work with a person who considers they are being bullied. Assure them that there is something that can be done to stop it. The best place to start is to talk who are trusted – friends, family, mates and of course through Scouting.

It is important that we recognise what bullying is. Bullying is the deliberate action by one person seeking to use his/her power to intimidate another with words, actions or behaviour. Bullying isn't a one-off incident – it's not a mate who is having a bad day or in a bad mood one day, calling you names and then apologising later. It's when this inappropriate behaviour becomes a more regular, ongoing occurrence.

*There are many things that Leaders can do to try to prevent bullying in Scouting. Some of these are:*

1. Be a role model. Remember Scouts are watching us. Scouts may model us when we gossip, ridicule, or use physical, verbal, or passive aggression to solve problems.
2. If we witness any form of bullying- stop it immediately. Bullying relationships are often reinforced by a lack of action by authority figures and or bystanders.
3. If you suspect bullying may be occurring, talk to those you think involved immediately. Ensure there is a responsible adult presence involved in activities (even if in the background) while still continuing for them to look to be led by youth.
4. Have open discussions with the youth members about bullying and other such issues, so these can be discussed openly as part of normal scout program activities.
5. Take any complaints seriously and investigate quickly and fairly.
6. Talk to all youth involved- especially the onlookers- help them recognize what they could do if it happens again, emphasizing that they should go for help if they do not feel safe intervening directly. If they tried to help, let them know you admire their efforts, even if they were not completely successful. Where relevant to the section, use the Troop, Patrol, Unit Council and then discuss with all members.
6. Build some specific personal safety activities into the section weekly program so that discussions can occur on a regular basis with youth members.

There are a number of valuable resources available on the web that can assist Leaders in exploring this important issue further. Sample programs are also available on the CD programs circulated earlier and also available on the Branch website. I wish you every success as we continue to ensure our youth programs meet the needs of young people in Scouting.

## THE OFFICE OF THE CHIEF COMMISSIONER MEMORANDUM BLUE CARDS FOR ROVER SCOUTS

As many of you are aware Queensland Branch is currently reviewing and updating every section of the Queensland Branch Scout Instructions (QBSI). At the recent Region Commissioners Conference, a discussion was held regarding the Rover Scout Section and Blue Cards. It was very clear that a number of those present had a different understanding of the policy regarding Blue Cards and the Rover Scout Section.

To ensure the Branch meets the State Legislation requirements, the policy within Queensland Branch is reconfirmed as follows - **it is highly desirable that every Rover Scout applies for and holds a current Blue Card.** There are some Rover Scouts that are unable to hold a Blue Card for various legal reasons, in these circumstances these young adults may continue with their Rover Scout membership but under no circumstances may they work with young people under the age of 18 years of age.



(Continued from page 13)

Stay tuned to Facebook for updates on other AJ2013 working bee dates

### ROVER RED AND WHITE POLO SHIRTS

The famous RED and WHITE Rover polo shirts are back in stock after losses during the January floods. Orders for shirts can be sent to [merchandise@qldrovers.org.au](mailto:merchandise@qldrovers.org.au)

### MOUNT KILIMANJARO EXPEDITION

Expressions of Interest are being called for interested Rover Scout (two from each State/Territory) to join an expedition to Mount Kilimanjaro, Tanzania in February 2013. In addition to the ascent on Kilimanjaro, the trip would include a humanitarian project for approximately 4 days and a visit to BP's grave in Kenya hopefully to coincide with Founders Day. For more information send enquiries to [mail@craiggray.com.au](mailto:mail@craiggray.com.au)

## INVITATION TO PUBLIC FORUM REGARDING ATTENDANCE AT ANZAC DAY COMMEMORATIONS, GALLIPOLI, 2015

On 25 April, Australia and New Zealand will commemorate the centenary of the ANZAC landings on the Gallipoli Peninsula in Turkey. The Governments of Australia, New Zealand and Turkey have been working at length on arrangements for the centenary commemorations. Key to our considerations was the limited capacity for attendance at the Dawn Service of around 10,000 places and a public ballot for allocation of attendance passes. A ballot is seen as the most fair and equitable process to allocate attendance passes to an occasion of such significance.

To inform the Government on how the ballot process could work, we want to hear the views of as many Australians as possible. Below is a list of public forums to be held in Queensland. I would be pleased if you were able to attend and also notify your members of the forum taking place at the location nearest to them.

You can register your attendance via the Gallipoli 2015 website. [www.gallipoli2015.dva.gov.au](http://www.gallipoli2015.dva.gov.au) If you or our members are unable to attend the public forum but wish to participate in the consultation

Date	Location	Venue	Address
Monday 22/10/2012	Longreach	Longreach RSL	34 Duck Street, Longreach
Tuesday 23/10/2012	Mount Isa	Buffalo Club	Cnr, Grace & Simpson Street, Mt Isa
Wednesday 24/10/2012	Townsville	Townsville Yacht Club	1 Plume Street. Townsville
Thursday 25/10/2012	Rockhampton	Rockhampton Leagues Club	Cnr, Cambridge & George St, Rockhampton

process, a discussion paper and survey have been included on the Gallipoli 2015 website. The closing date for survey responses is 30 November 2012.

### SOUTHPORT SCOUT DEN

Fancy a weekend stay at Qld Rover Scout Southport Den? The Den is set up with basic kitchen, toilet and shower facilities and could be just the thing for your next weekend away?

### HAVE YOU OR YOUR CREW JOINED THE QLD ROVER WEBSITE

If you have not joined the Queensland Rover Website, it's easy to join, just log onto the Qld Rover Website and follow the simple instructions. If you have any problems logging on or aren't receiving emails, contact [communications@qldrovers.org.au](mailto:communications@qldrovers.org.au)

### QBRC CONTACTS

Chairman Patrick Tiley [chair@qldrovers.org.au](mailto:chair@qldrovers.org.au)

Deputy Chairman Libby Smith

[deputy@qldrovers.org.au](mailto:deputy@qldrovers.org.au)

BC Rovers [bc.rovers@qldhq.scouts.com.au](mailto:bc.rovers@qldhq.scouts.com.au) 0419 704 729

Rover Website [www.qldrovers.org.au](http://www.qldrovers.org.au)

## HARD YAKKA MOOT

*Or Jamboree Service Moot... Or AJ2013 QBRC CQ JERC M... Or whatever.*



**THIS IS THE BIG ONE! WE NEED ALL HANDS ON DECK!**

QBRC will be held onsite Saturday night as well. This is the FIRST Central Queensland QBRC meeting in years.

***Be prepared to get muddy, work hard, and party hard (responsibly)!***

#### WHEN:

Departing: 7:00pm, Friday 19 October 2012

Returning 3:00pm, Sunday 21 October 2012

#### WHERE:

Maryborough Showgrounds & Equestrian Park, Bruce Highway, MARYBOROUGH WEST, Q.

#### WHAT TO BRING:

Please bring gloves, closed-in shoes (preferably safety boots), gumboots, sunglasses, tentage and sleeping gear. If you have tools and don't mind Rovers using them, please feel free to bring them too. Email [aj2013@qldrovers.org.au](mailto:aj2013@qldrovers.org.au) if you can bring equipment, with what you can bring. Showers and toilet facilities are available.

#### WHAT WILL IT COST:

Price is TBA (will be announced on Facebook following confirmation by QBRC) but will include meals and accommodation. We will be sleeping in tents. Email [aj2013@qldrovers.org.au](mailto:aj2013@qldrovers.org.au) to confirm you are attending. If you do not email us by Friday 12 October 2012, there will not be food provided for you.



# Program Ideas

## SHISH KABOB COOKING

**Duration** 40 mins

**Category** Expeditions, Campcraft and Scoutcraft

### Description

Get the fire going and have yourself some delicious shish kabobs!

### Method

Prepare a green stick by removing the bark; this stick will be your skewer. Sharpen one end to a point, but leave the other end thicker. Pine, willow or gum are good woods to use. Don't use, elm or laurel; these are poisonous.

Thread your food ingredients as desired onto the thin end of the stick and hold over glowing coals. Rotate until the food is cooked.

If you're unable to find green sticks, use metal or wooden skewers instead. With these, it's usually preferable to place the skewers on a grill as they are often too short to hold.

### SAFETY:

- Follow knife safety practices while whittling.
- Use oven mitts when cooking.
- Follow fire safety rules.



**Growth areas**  
Social

### Equipment

Discuss the menu / food requirements at Troop Council and get PLs to bring along the ingredients for their Patrol, stick and knife, fire.

## SONG: A PIZZA HUT (WITH ACTIONS)

**Duration** 5 mins

**Category** Songs

**Sub Category** Just for Fun

### Description

The well-known 'Pizza Hut Song' with actions!

### Method

Tune: Ram Sam Sam)

A pizza hut, a pizza hut (*arms form circle in front, then peaked roof over head, repeat*)

Kentucky fried chicken (*hands under arms and waggle elbow wings*)

And a pizza hut. (As above)  
(REPEAT these lines)

McDonalds, McDonalds (*hands low in front, bring up wide and around —2 arches*)

Kentucky fried chicken and a pizza hut (*as above*).

### Equipment

Nil



## 2 MINUTE NOODLE EAT-A-THON

**Duration** 1 hr

**Category** Food and Cooking

### Description

Try to eat as many two-minute noodles as you can and beat the other teams!

### Method

Select:

- \* one person per every two teams to keep count of consumption
- \* one or two people to cook and serve noodles

Fairest way is to serve noodles in same size bowls for everyone (disposable plastic bowls are a good idea)

Split participants into teams for the Eat-a-thon ~ 3 to 4 to a team

### Options:

1. Single participants eat until they are no longer able to; when there is only one left, that person empty bowls are tallied, per team; the team with the most empty bowls is declared the winner
2. Relay with larger teams ~ team members take turns at eating their bowls of noodles

On completion, all spilt noodles are scooped up and tallied per bowl. This is then subtracted from the total

Hint: Don't have the noodles too hot and add some liquid or they go stiff and are hard to eat. Have a few additional/quick games at the ready, in case time allows.

\*Approach your local supermarket (eg. Woolworths, Coles) for a discount and negotiate a deal to return unused packets of noodles or look at purchasing cheaper Chinese noodles and stock powder for flavouring \*



**Growth areas** Physical & Social

### Equipment

Noodles (and seasoning); bowls; forks/spoons; plastic to be put on floor under chairs (or tables, if using); plastic chairs for bowls to sit on; large pots to cook noodles in; stove; water; ladle; tables (if using)

All program ideas this month  
have come from Eurekit  
[eurekit.scoutsqld.com.au](http://eurekit.scoutsqld.com.au)



## APRICOT CHICKEN CASSEROLE

**Duration** 1 hr

**Category** Food and Cooking

### Description

Cook up a delicious Apricot Chicken Casserole

### Method

Apricot Chicken Casserole

2 cups Apricot Nectar

2 pkts French onion soup

10 Chicken legs

- Place legs in greased casserole dish.
- Pour nectar over legs and sprinkle soup over them.
- Place in oven and cook at 350oC for 45 minutes.

Recipe may be halved if too much.

### Equipment

2 cups Apricot Nectar; 2 pkts French onion soup; 10 Chicken legs; casserole dish



## BIRD FEEDERS

**Duration** 15 mins

**Category** Animals and the Environment

### Description

Care for the birds this winter by making them their very own 'bird supermarket!'

### Method

**Explanation:**


As buildings take over more and more bush and tree areas, birds have less area for gathering food and nesting materials. In the winter Joey Scouts can set up "supermarkets" with items birds might be able to use for nest building. They may also like to set up bird "cafeteria" trays with food scraps, seeds, bread, fat trimmings from meats and water.

### Method:

Make a frame for mesh by placing twigs at edges and securing corners with rubber bands. Cut the mesh onion bags down a side and across base to open out flat. Using yarn threaded through a bobby pin wind around the stick and through mesh and each side. Make a hanging loop by tying yarn to the top corners of the frame (with round turn and two half hitches if your Joey Scout knows how). Find items e.g. wood shavings, hair, fur, dried leaves, string pieces, grasses, fluff from cleaner etc. and weave into mesh. Hang outside.

### Equipment

Mesh onion bags, straight twigs, ball of yarn in short lengths, bobby pins, four rubber bands for each.



## ASSEMBLING A CARDBOARD BOX OVEN

**Duration:** 15 mins

**Category** Expeditions, Campcraft and Scoutcraft

### Description

Assemble your cardboard box oven ready to make some delicious food!

### Method

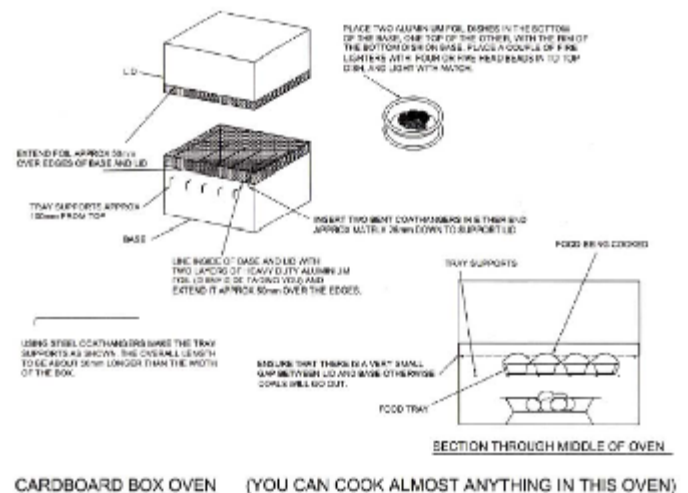
Each Patrol assembles their Card Box oven as per the diagram below. There are a number of designs around to choose. They all work very well and anything that can be cooked in a conventional oven can be cooked in this style of oven.

Make sure there is a good supply of hot heat beads ready to use and hot replacement beads ready during the cooking activity. Discuss safety issues when working around fires and ovens.

The above version of the Cardboard Box Oven is from the CD, WASP Reloaded 2005, available from the Scout Supply Centre.

This oven can be used more than once if it is looked after. So plan another cooking night with the oven next month or take it on the next camp. Maybe the Troop or a Patrol could impress the Group Committee by cooking the supper in Cardboard Box Ovens at the Group AGM.

FOLLOW WITH THE ACTIVITY "Cooking In Cardboard Box Oven."



### Equipment

One oven per patrol: cardboard boxes, aluminium foil, wire coat hangers, pliers, aluminium foil dishes, matches, BBQ heat beads.



23rd Australian Jamboree 2013

ABN: 67 019 153 391

PO Box 463, TOOWONG DC QLD 4066

Phone/Fax: 07 3870 2291

Website: [aj2013.scouts.com.au](http://aj2013.scouts.com.au)

Email: [info@aj2013.scouts.com.au](mailto:info@aj2013.scouts.com.au)

### WORKING BEE 27, 28 October

As you can see from the pictures we have been busy on site, nearly half the sewerage and water supply has been installed, add this to the power that has been installed and the work the Rovers have put. This Month the Rovers are gathering in force to complete their Activity Challenge It



We now need you to assist on site to help clean up the Troop sites and various other tasks throughout the Jamboree sites. If you live nearby and you have a trailer could you please bring along, for the rest bring gloves, rakes and shovels. For Jamboree Troop Leaders it is an opportunity to clean you site, bring along some of you Troop. Camping will be free if you want to come for the weekend, just bring your food etc.



### TRADESMEN WANTED

There has been a lot of work done and will continue to be done prior to 1<sup>st</sup> December. From that point we will be installing the transportable buildings throughout the site. We need plumbers, electricians, carpenters, tradesmen assistants (they can be anyone) from December 1 to Christmas to complete these works. If you can spare a day or a week please let us know.

Note :- As this is a construction site during December Youth members will not be permitted on site.

### LOGISTICS ASSISTANCE REQUIRED

From the 27<sup>th</sup> December and up to the Troops arriving we will require the assistance of personnel to assist in getting supplies ready for the Troops. Unfortunately the Leaders assigned to Logistics won't arrive until their Contingent does and therefore we need you.

### GEAR BROUGHT ON SITE BY THE JAMBOREE TROOP LEADERS

1. It will be permitted that a JTL be permitted to bring onto their site additional gear to be used at the Jamboree, this can be carried out between the 17<sup>th</sup> and 24<sup>th</sup> December.
2. The trailer can either be located on the Troop site (if there is sufficient space) or kept in the Long Term Park after unloading contents on site.
3. Removal of the Trailer from the Troop site will not be permitted until a time designated on the 14<sup>th</sup> January. If the trailer is located in Long Term Parking access to bring the trailer onto the Troop site will not be permitted until the 14<sup>th</sup> January. Safetrans will have the right to inspect vehicles upon leaving the site.  
Long Term Parking Permits for parking of trailers must be applied for online, through the Jamboree website <http://aj2013.scouts.com.au>

1. Safety & Security personnel at Gate A (from the Bruce Highway) will require the driver and all passengers to provide a form of identification
2. Conditions of Entry to the Jamboree site must be adhered to and are available for review on the Jamboree website. The carrying of prohibited items may result in termination of parking privileges.
3. Only AUTHORISED Personnel, Equipment and Vehicles may access the Jamboree site at Gate A
4. It is expected that when placing the gear on the Troop site will only take a maximum of 90 minutes.

The Jamboree Executive Committee and the Maryborough Showground and Equestrian Centre personnel will not be responsible for any equipment left on the site

For any of the above could you please contact me by Email to [chief.director@aj2013.scouts.com.au](mailto:chief.director@aj2013.scouts.com.au)



Enjoy your Scouting  
Pieter Van Der Kamp (Smokey)  
Chief Director AJ2013





23rd Australian Jamboree 2013  
ABN: 67 019 153 391

PO Box 463, TOOWONG DC QLD 4066  
Phone/Fax: 07 3870 2291  
Website: [aj2013.scouts.com.au](http://aj2013.scouts.com.au)  
Email: [info@aj2013.scouts.com.au](mailto:info@aj2013.scouts.com.au)

## QUEENSLAND ROVERS ARE READY TO CHALLENGE IT! AT AJ2013

Work is well under way on the *Challenge It!* Onsite Activity Base for the 23<sup>rd</sup> Australia Jamboree, to be held in Maryborough in January 2013.

*Challenge It!* is the focus of Queensland Rover Scouts contribution to the Jamboree. While many Queensland Rover Scouts have roles right across the Jamboree, this onsite base will be where over 8,000 Scouts will get to come face-to-face with the muddiest, toughest, longest and most nerve-wrecking challenges at AJ2013.

The activity will consist of a commando style mud obstacle course—known commonly at Australian Jamborees as “Challenge Valley”—and tournament style patrol challenges in “The Cauldron.”

In keeping with the Rover Section’s knighthood theme Scouts should be prepared to encounter many medieval challenges and characters, and mythical creatures.

A dedicated team has been hard at work in Brisbane planning the base, with Rover Scouts from across the state pitching in to help build the course at the Maryborough Showground Complex.

Not only is *Challenge It!* an opportunity for Rover Scouts to provide Service to the Jamboree, it is proving to be an invaluable training exercise for those involved. Several of the team members are using the exercise as their Projects for their Baden-Powell Scout Awards.

A Jamboree Service Moot is planned for 19-21 October 2012 in Maryborough to boost the construction efforts. It will coincide with a regional meeting of the Queensland Branch Rover Council, so all Queensland Rovers are encouraged to attend the Moot where they will be guaranteed a good time. For more information, or to find out how you can help out at AJ2013 please contact Matthew Ray ([aj2013@qldrovers.org.au](mailto:aj2013@qldrovers.org.au)).



## AJ2013 HELP WANTED

Tim Gibbings, AJ2013 Logistics Director, is keen to hear from anyone that is interested and able to support the 23<sup>rd</sup> Australian Scout Jamboree. He is looking for

- **Warehouse Manager**  
Do you enjoy the challenge of coordinating the distribution of equipment and catering items? Then Tim wants to talk to you now!
- **Office and Procurement Officer**  
Do you have a keen sense of detail, tracking down special deals, enjoy making sure the little things all add up? This job is made for you!

This is your chance to support the team, meet new friends and make a difference in the lives of our Youth Members  
Contact [tim.logistics@aj2013.scouts.com.au](mailto:tim.logistics@aj2013.scouts.com.au)

## LATEST FROM AJ2013

Are you ready to Dream It! Live It! – your AJ2013 team certainly are! After starting work on this event over three years ago, the Jamboree Executive Committee (JEC) are now in the final straight as the weeks creep closer to 2 January 2013. Keep an eye on the website as there are now almost daily updates as information comes from a variety of our volunteers in the key areas.

By now, most of the Contingents have had Bulletins or Newsletters out with the information that you require to get to AJ2013 safely and probably packing lists to help you enjoy your time there. Make sure you read everything and get your parents to read it to (especially if you are a Scout) as these have been provided to support you in your amazing experience.

It is a brilliant and can be the greatest time of your life at a Jamboree, but it is also a long time to be away from the comforts of your home and neighbourhood. You will become tired, hot, grubby and sometimes even feel a little homesick. This will pass if you keep yourself active, talk to your Troop buddies, allow yourself to push past this discomfort and you will have learned even more about yourself.

You should be proud of going to AJ2013 – your Leaders, parents and fellow Scouting personnel all believe you are ready to Dream It! Live It! and the JEC believe they have some great activities and entertainment to help you have the best time of your life! Have you thought about the logistics that go into an activity like this?

- There are 114,000 eggs being sent to the site, you can enjoy a lovely breakfast but be aware you will be toasting some of the 22,500 loaves of bread

(Continued on page 28)



(Continued from page 27)

- Wash that down with a portion of the 48,900 litres of fruit juice
- Don't have to fret about being peckish with approximately 340,000 snack bars being sent and another 340,000 juice poppers as well
- Come dinnertime, to refuel the participants for the night's events, they have on option 1,400 kilograms of spiral pasta or even 6,510 plus kilograms of baked beans
- That's a lot of gas – 9,000 kilograms in 1,000 gas bottles to be precise!
- As the night winds down and everyone returns to their campsites, why not mix up a batch of hot Milo using some of the 700 tins available
- There are 550 x 73 litre eskies with another 550 x 70 litre plastic food crates – plenty of room to store all this food!
- To keep it chilled in the expected warm weather, why not take advantage of the 16,000 plus bags of ice that will be used

So when you take this all into perspective you can see how bulky an event like AJ2013 is – lots of people, lots of food and lots of fun.

#### Dream It Live It.

**THERE ARE SIX CAMPING GROUNDS WITH NAMES REFLECTING THE THEME OF THE JAMBOREE. NUMBERS AND NAMES HAVE BEEN ALLOCATED TO EACH CAMPING GROUND.**

<u>Camping Ground</u>	<u>Section</u>	<u>Colour</u>	<u>Mascot</u>
The Highlands	Scouts	Red	Cassowary
The Billabong	Scouts	Green	Crocodile
The Desert	Scouts	Yellow	Bilby
The Outback	Scouts	Brown	Kangaroo
The Island	Venturer Scouts	Blue	Dolphin
The Retreat	Leaders	Orange	Koala

Work is well under way on the Challenge It! Onsite Activity Base for the 23<sup>rd</sup> Australia Jamboree, to be held in Maryborough in January 2013.

A Jamboree Service Moot is planned for 19-21 October 2012 in Maryborough to boost the construction efforts. It will coincide with a regional meeting of the Queensland Branch Rover Council, so all Queensland Rovers are encouraged to attend the Moot where they will be guaranteed a good time. For more information, or to find out how you can help out at AJ2013 please contact Matthew Ray (aj2013@qldrovers.org.au).

Here's a couple of message from the Program Team:

#### Explore It!

Hello All,

With the Jamboree in Maryborough only a matter of months away, I

am looking for key people to assist with making the Maryborough City Tour something special for Scouts, which is no mean feat, it needs a group of willing people to bring this activity to life.

The Activity is called **Explore It!** or Wally Hunt, which is a major wide game centred around Maryborough heritage area and a couple of local fast food outlets and involves undertaking a number of short bases in the search for the elusive Wally. Being an offsite activity there is an opportunity to stay offsite at Aldershot or for Rovers at Federation Park (Maryborough Soccer Ground) for a very reasonable cost.

Position available include (but not limited too):

- Wally
- Wendy
- Wizard
- Odlaw
- Percussionist
- Admin
- Base Leaders

If you are keen on experiencing the delights of tropical Maryborough, meet people, wear a cool Shirt and give Scouts the opportunity to have a great Jamboree experience you can contact me any time (almost anytime).

**John Laing – EXPLORE IT! Team Leader**

**0409 612 058—johnlaing90@hotmail.com—(Sorry no Twitter)**

#### Climb It!

I'm the zone manager for the onsite activity called **Climb It!** The zone will rotate approximately 90 patrols every 3 hours through 4 activities:

- An abseiling tower 18m high with 24 abseilers at once
- A 9m high climbing tower with 29 climbers at once
- A 6 wire flying fox - 52m longs
- A 10 station milk crate stacking challenge

We need 50 qualified staff, and a further 50 odd nonqualified staff to run the zone. We need to reach out to the Branches outside of Queensland and find people to work on the zone, the procedure once we identify people is we send a request via the AJ2013 HR staff, to Contingents requesting that they release the people to our zone and then with a positive answer we add them to our HR list.

The qualifications required are level 1 and up abseilers, rock climbing, and caving teams, very happy to accept qualifications from outside of Scouting i.e. cert 4 outdoor rec, and people from outside of scouting with the skills required, i.e. outdoor education teachers/Leaders

**My contact details are Trevor Lansdown 0414 549 146  
trevor@pyro-tection.com**


Be sure to keep checking the AJ2013 Website as daily updates are being made. Also check us out on Facebook for opportunities to chat and ask questions. See you in a few weeks.

Dream It! Live It! - [www.aj2013.scouts.com.au](http://www.aj2013.scouts.com.au)





## JUST ARRIVED! DIRECT FROM THE WORLD SCOUT SHOP



The 175 Best Camp Games is a useful handbook for Joey Scout, Cub Scout and Scout leaders with easy to follow instructions and illustrations. The games are aimed for 4 to 16 year olds, plus tips on keeping play fun and fair for all. Included are indoor and outdoor games for both small and large groups. The book is split into 5 chapters to help you identify the type of game you wish to run as a leader: Break the Ice, Take it Easy, Get Moving, Run them Ragged and Wet and Wild

**\$24.95 each**

A collection of over 100 games that are simple to teach, and require minimal equipment (or none at all). Most can be played indoors or out, and are easily adapted to different age groups. Some require physical agility and others test mental capacity.

**\$9.95 each**



The Really Useful Knot Book contains the world's 60 most useful knots in one handy book suitable for general purposes, sailing, camping, climbing and fishing.

This book has clear step-by-step illustrations for easy learning and quick reference.

A useful manual for beginners and a quick reference for more experienced tiers, it includes expert advice on choosing the correct materials, whether rope or twine for the job.

**\$14.95 each**

This Scouting for Boys softback 1908 edition book, published in 2005, is the foundation of Scouting written and illustrated by the Founder. It gives an insight into Scouting as it was perceived in 1908

**\$34.95 each**



Mac King's Campfire Magic features 50 easy to learn absolutely amazing magic tricks (including card tricks). It is aimed at any youngster aged 9 to 12 years. (Entertainer Badge?) The book focuses on tricks that can be performed with rope, backpacks, hats, bandanas, knives, coins, twigs and anything else that might be found around a campfire. Mac King is one of the most famous entertainers on the Las Vegas scene, where he performs to sell-out crowds four days a week.

**Product Specification:** Specification: 160 pages, 254x178mm, Illustrations: 4 colour

**\$18.50 each**

This book is a compilation of 107 practical recipes and cooking methods and ideas for backwoods cooking. It has everything from starters, main course, snacks, vegetable dishes, desserts, miscellaneous dishes and cooking methods. All you will need to cook outdoors. There is also a list of useful measures that would need to use when preparing the meals.

**\$11.95 each**



## 2013 ENVIRONMENT CALENDAR

Month	Joey Scouts	Cub Scouts	Scouts	Venturer Scouts	Leaders/Rover Scouts
February	16			9-10	
March	*23	2 WW	#9		
April		20	*20		
May	4	*11		25-26	17-19
June	22	15	1		
July	*20	*13, 27 WW			
August	10, 31	3, 24	17		
September		14	7-8 Weedbust	7-8 Weedbust	Rover/OP Guides -21-22
October		*12, 19WW	26		
November	*9	2	16 *23	On request after exams	

**Leader courses, course content and general information:** Branch Commissioner Environmental Education – Judy SEYMOUR 3203 4193. **Youth program information:** Branch Adviser – Jean HOWELL 3820 7707 (after 6 pm). **Bookings:** Queensland Scouts Centre 3870 7000.

Costs: Joey Scouts, Cub Scouts, Scouts \$12, accompanying leaders \$4, Weedbust Weekend (includes handouts and catering) – Scouts, Venturers \$45, accompanying Leaders \$30, Venturer Scout Weekend (includes handouts) \$30, accompanying Leaders \$15, Rover Weekend (includes handouts and catering) – \$45.  
\* – Rocky Creek Campsite,

### Landborough # – Wirraglen, Darling Downs WW – Waterwise

*Dates to remember – Include these in your program planning!*

03 Mar Clean-Up Australia Day

01-08 Sep Weedbuster Week

05 Jun World Environment Day

08 Sep National Bilby Day

28 Jul National Tree Day

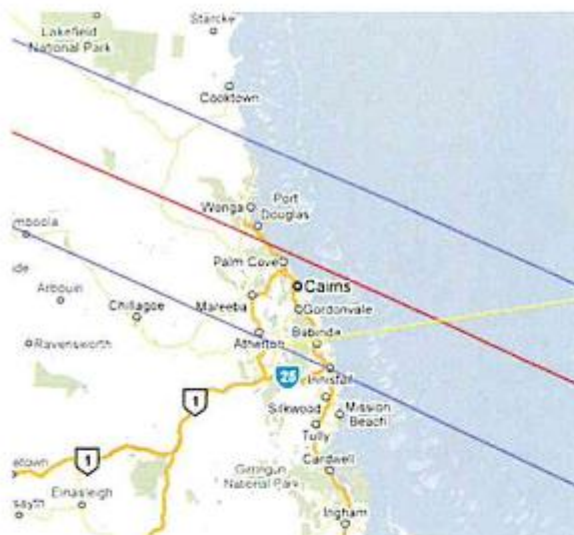
27 Sep Save the Koala Day

<b>JOEY SCOUTS</b>	Day program: Saturdays - <b>Environment Challenge</b> or <b>Adventure Challenge</b> badge programs are available through a seek and find, care and share day, which includes bushwalk, pond dipping, craft, story, games, and sensory activities. If staying for the weekend, see accommodation cost below.
<b>CUB SCOUTS</b>	Day program: Saturdays - <b>World Scout Environment Badge</b> The program covers most of the requirements for the WSEB, leaving a project and some service involvement to be done in the home area. <b>Waterwise Badge</b> can be completed in one day. If staying for the weekend, see accommodation cost below.
<b>SCOUTS</b>	Day program: Saturdays - <b>World Scout Environment Badge</b> – Completion of this badge entitles the Scout to wear the Adventurer Level Environment Target Badge. If staying for the weekend, see accommodation cost below.
<b>WEEDBUST '13</b>	Weekend program: Saturday and Sunday - Scouts and Venturer Scouts are invited to participate on a Weedbusting activity. Learn to identify weed species, how they spread, how to control them. Revegetation included in the project. Work done will be credited to your award requirements.
<b>VENTURER SCOUTS</b>	Weekend program: Saturday and Sunday - <b>World Scout Environment Badge</b> There are now two courses available: Bushland and Marine. Each course is designed to give Venturer Scouts a basic knowledge necessary to take a leading role in the organizing and carrying out of a practical environmental project. A record of the project should be kept so as to complete the tape when giving the presentation to the unit.
<b>ROVER SCOUTS</b>	<b>World Scout Environment Badge</b> at Baden-Powell Scout Award level may be organized at <i>Eprapah</i> or other suitable location after prior consultation. There are plenty of service projects available for crews and individuals.
<b>LEADERS</b>	<b>Environmental Training Weekend</b> (Includes catering) Environmental Training Weekends (Friday evening – Sunday afternoon) are designed to introduce Leaders from ALL sections to environmental information and a wide range of activities. All sessions include practical activities and printed notes and other materials. Skills acquired will assist Leaders to include environmental activities in their programs. Plenty of hands-on activities and handouts, heaps of FUN. Also welcome are Badge Examiners. Cost: \$100 (includes catering and materials).
<b>Scout Environment Week</b>	This is a National initiative. Choose any week in Spring to celebrate this. You will need to achieve something special in that week. There are many events in September – October from which to make a choice. Send us a report of your effort and receive a participation certificate for your Group. A souvenir blanket badge is also available.
<b>Tiwest Nightstalk</b>	This is a nocturnal survey of all fauna, birds, animals, fish, reptiles, insects – a further development of the original nightstalk. Please note also any feral animals – foxes, rabbits etc. See our website for your spotters log: <a href="http://www.perthzoo.wa.gov.au/nightstalk">www.perthzoo.wa.gov.au/nightstalk</a>

Courses are based at *Eprapah*, the Charles S Snow Environment Centre, Colburn Avenue, Victoria Point. However, some courses are held at Rocky Creek Campsite, Landsborough and at other locations as indicated. (Costs include all course materials). Other dates and locations are possible by arrangement with the Environmental Team. A non-refundable deposit is required shortly after booking. Course costs are correct at the time of printing but may be subject to change without notice. Day programs as stated, or weekend accommodation is available at *Eprapah* in the Bunkhouse for \$15 per person/weekend (no extra charge Friday night if available). Camping is available at \$10 per person/weekend. **Bookings:** Queensland Scouts Centre 3870 7000.



# 2012 Solar Eclipse – Wednesday 14 November 2012



▲ Path of the eclipse

Is your Scout Groups organising something special for the Solar Eclipse on the early morning of Wednesday 14 November? This is a rare astronomical event. Those in Far North Region will have the opportunity to experience a Total Solar Eclipse (weather permitting) as the Moon's shadow passes over the Atherton Tablelands, Cairns and Port Douglas. However, most of the state will experience a partial eclipse; for instance, Brisbane experiences an 82% eclipse, where most of the Sun will be covered by the Moon. **Perhaps you could organise a special eclipse breakfast to celebrate the occasion.**

The eclipse will start at about 6:30am and lasts for **up to 2 minutes** but the time and length of the eclipse depends on your location (and weather permitting). An information sheet on the eclipse is available on the Astronomical Association of Queensland website [www.aaq.org.au](http://www.aaq.org.au) and NASA websites (e.g.

<http://eclipse.gsfc.nasa.gov/OH/OH2012.html#SE2012Nov13T>).

Please note that the eclipse is Wednesday 14 November in Australia, not the 13th (this is the GMT date reference).

## ECLIPSE SHADES – \$2 each [Now available]

If your section or Group does have an eclipse activity, please ensure that **nobody looks directly at the Sun unless they have approved safety glasses**. The safety aspects of the eclipse can be found on the Astronomical Association of Queensland website ([www.aaq.org.au](http://www.aaq.org.au)). Scouts Queensland is selling approved Eclipse Shades that comply with the new Queensland Government guidelines (perhaps the only ones on the market that do!). They allow users to look directly at the Sun safely for short periods of time. They are being sold for \$2.00 each. RRP is \$4.50 (up to \$12.50 on Ebay). This is a great fundraiser for Groups who get in quickly; we have a very limited supply.

The Eclipse Shades depict a diver's view of a total solar eclipse from underwater on the Great Barrier Reef. They are absolutely safe for direct solar viewing of solar eclipses, sun spots and other solar phenomenon. The eclipse glasses meet the 2012 Transmission Requirements of EN 1836:2005 & AS/NZS 1338.1:1992 for Eclipse filters (Queensland Directive). Lenses are made of exclusive scratch resistant optical density 5, "Black Polymer" material. Eclipse Shades filter out 100% of harmful ultra-violet, 100% of harmful infrared, and 99.999% of intense visible light. These premium filters create a sharper ORANGE coloured image of the sun. The backside is printed with safety information.



## Eclipse Badge

A special collectors badge will be available to commemorate the eclipse. Badges will be available shortly at a cost of \$3 each, plus postage. Please contact the Scout Supply Centre on 3721 5743 to place an order (or online from October).






## Camp Barrabadeen – Eclipse Accommodation

The Far North Region Scout campsite, Camp Barrabadeen at Lake Tinaroo on the Atherton Tablelands, is in the path of totality and would be an ideal location for interested people to secure accommodation at a reasonable price. There are dormitory accommodation and camping sites available at Camp Barrabadeen for the date of the Solar Eclipse on 14 November, plus a few days either side. The camp provides dormitory accommodation for around 40 people with a full kitchen, hot showers and septic toilets. Disabled facilities are also available. The camp sites are located in a bush setting, with enviro toilets and hot showers.

The campsite committee want to offer this accommodation to Scouting people, family and friends – full details of the camp are on Scouts Qld website, under Camp Barrabadeen. For more information contact the caretaker on 4091 4387 or [barrabadeen@farnorth.scoutsqld.com](mailto:barrabadeen@farnorth.scoutsqld.com)





<b>Joey Scout Mornings</b> 9.00am to 12noon	Joey Scout morning courses are available to all Joey Scouts. These courses give the Joey Scouts the experience of seeing an airfield in operation. The morning includes games; craft work, inspecting aircraft and other fun activities. Joey Scouts are not permitted to fly. <b>Cost: \$16.00 per Joey Scout (Maximum Numbers -- 25)</b>	
<b>Cub Scout Level 1</b> 8.00am to 3.00pm	Cub Scout Level 1 courses are available to all Cub Scouts. One Leader per 6 Cub Scouts is required to help with base operations. The Course includes: Flight in a light aircraft, kite and glider making as well as other fun activities. Activities on the day qualify Cub Scouts for the Flight Level 1 Badge. <b>Cost: \$61.00 per Cub Scout (Maximum Numbers -- 45)</b>	
<b>Cub Scout Level 2</b> 8.00am to 12noon	These courses are available to those interested in the Flight Level 2 Badge. One Leader per 6 Cub Scouts is required to help with base operations. The course includes a flight in a light aircraft, making a powered model aeroplane / aircraft identification. Activities on the day qualify Cub Scouts for the Flight Level 2 Badge. - <b>Cost: \$59.00 per Cub Scout (Maximum Numbers -- 30)</b>	
<b>Scout Course Day</b> 8.00am to 5pm	The aim of this course is for each Scout to achieve the Air Activities Target Badge of their choice. This is accomplished by pre-course assignment followed by an INTENSIVE DAY Course. The cost includes a flight in a light aircraft, making a model glider, aircraft Identification. The programme is comprehensive and covers all Target Badge requirements. One Leader per Troop is required to help with base supervision. - <b>Cost \$64.00 per Scout (Maximum Numbers -- 40)</b>	
<b>Gliding</b> (Soar above Warwick)	Gliding is available for Venturers, Rovers and Leaders who will be able to experience soaring as the pilot of a two-seat glider with an instructor. A pre-course instructional evening must be attended. The gliding is conducted in association with Soaring Clubs affiliated with the Gliding Federation of Australia. <b>Cost is \$110.00 for the day including your flight plus \$5.00 overnight accommodation at the Gliding Club. This is a self-catering course. (Maximum Numbers -- 10)</b>	
<b>Simulators</b> at Hendra	Available for Scouts ( <b>Must have attended a Scout Course</b> ) Rovers / Leaders & Parents who can experience the thrill of flying a - <b>Boeing 737-800</b> or a <b>F/A 18 Simulator</b> Take offs, landings, climbs, and turns under trained supervision. <b>Boeing - Cost \$200.00 per hour. Share the cost by attending in a group of 4.</b> <b>F/A-18 -Cost \$18.00 per 10 minutes. (Nominate number of segments required) or share with friends.</b> <b><u>More information on the Air Activity Website.</u></b>	



23rd Australian Jamboree 2013  
ABN: 67 019 153 391

PO Box 463, TOOWONG DC QLD 4066  
Phone/Fax: 07 3870 2291  
Website: [aj2013.scouts.com.au](http://aj2013.scouts.com.au)  
Email: [info@aj2013.scouts.com.au](mailto:info@aj2013.scouts.com.au)

## BATTLE OF THE BANDS COMPETITION

ARE YOU IN A BAND?

Would you like to win \$2,000?

Well, AJ 2013 is looking for you to compete in the AJ2013 Battle of the Bands Competition.

On Saturday night the 5<sup>th</sup> January 2013 there will be a Band Competition in the Main Arena of the Jamboree site. You will have the opportunity to perform in front of 1,000's of Scouts. Apart from being an awesome gig, you will have the chance take home the **\$2,000 Cash first prize** or the \$500 second prize.

Your Band will have to have one member of Scouting – Hey, that's you!

For more info: please email [shaun@qldrovers.org.au](mailto:shaun@qldrovers.org.au)

But don't delay. Entry closes very soon. Get your band together and start rocking out.

## SCOUTSAFE SAM

### Scout Campsites and double deck bunks

Following a number of significant incidents involving young people and multi level bunk beds, Legislation has been introduced to ensure that all new, manufactured, multi level bunks comply or existing bunks are to be modified. Legislation states that we have until **21 October 2013** to comply with the change in Legislation

The following is taken from the Office of Fair Trading brochure.

#### 7 easy steps

1. Only children over nine years of age should use bunk beds.
2. Consider using single beds as a safer alternative to bunk beds.
3. Don't allow children to play on bunk beds.
4. Allow at least two metres of clearance between ceiling fans and bunk beds.
5. Ensure the ladder is firmly fixed to the bunk bed.
6. Ensure there are no gaps of between 95mm and 230mm that could trap your child's head.
7. On the top bunk, make sure that the top of the guardrail is at least 160mm above the top of the mattress to prevent children rolling out.

For more information on product safety, visit; [www.fairtrading.qld.gov.au](http://www.fairtrading.qld.gov.au) or [www.productsafety.gov.au](http://www.productsafety.gov.au)

- At least 2m of clearance between ceiling fan and bunk bed.
- No gaps of between 95mm and 230mm.
- No protrusions of more than 5mm.
- Top of guardrail must be at least 160mm above the top of the mattress.
- Securely attached safety ladder.



## VOLUNTEERS RECOGNITION AWARDS

### Westpac Community Treasurers' Awards

The Westpac Community Treasurers' Awards have been established to show appreciation of the immense contribution community treasurers make to their community Groups.

Your nomination should outline how your nominee:

- **Ensures good financial management** Explain how your organisation benefits from your treasurer's efforts at ensuring: (a) The organisation's books are well kept; (b) Precautionary procedures are in place to guard against all forms of misappropriation, misuse, theft or embezzlement; and (c) any foreseeable risks are insured against
- **Ensures good financial governance** Explain how your treasurer undertakes the responsibilities of: (a) Keeping the board/committee/membership up to speed on financial issues; (b) Drawing up the organisation's budget plan; and (c) Consulting widely in drawing up next year's budget

**Ensures good financial outcomes** Explain how your treasurer has: (a) Developed fundraising strategies within the group; (b) Broadened the fundraising base; and (c) Developed and implemented innovative fundraising ideas.

You will also be given the opportunity to provide additional information about why you think your nominee deserves a Westpac Community Treasurers' Award. The entry period is from August 2 to October 26, 2012. All entries must be received by midnight on October 26. To complete the entry form online or for further information please visit [http://www.ourcommunity.com.au/financial/financial\\_article.jsp?articleId=3568#peter](http://www.ourcommunity.com.au/financial/financial_article.jsp?articleId=3568#peter)

### 2012 Members of Parliament National Volunteer Awards

The 2012 Members of Parliament National Volunteer Awards is an opportunity to recognise the contribution of local volunteers to communities all over Australia. Members of Parliament around the

nation are invited to take part by presenting awards in up to ten categories to volunteers in their electorates. Each MP is encouraged to organise and promote an Award ceremony to thank local volunteers for their outstanding contribution and to recognise innovative and inspiring approaches to volunteering. Ideally, Award ceremonies will be held on or around International Volunteer Day, 5 December 2012.

### Nominating a Volunteer

The Awards make it possible for all Australians to recognise someone who has given something back to their community and made a difference to other peoples' lives.

There are Award categories:

- MP's Volunteer of the Year
- Junior Volunteer Award (17 and under)
- Young Volunteer Award (18-25)
- Senior Volunteer Award (65 and over)

### Eligibility

When deciding to nominate someone for an Award, consider whether the person:

- is widely recognised as a significant contributor to the community through their volunteering efforts;
- contributes time and effort and sets an example for other volunteers to follow and aspire to;
- provides guidance to other volunteers and where appropriate encourages others to volunteer; and volunteers selflessly and without seeking personal gain.

To read the guidelines and fill out the nomination form please goes to <http://www.notforprofit.gov.au/news/2012-members-parliament-national-volunteer-awards>





**\*JOIN THE GANG IN 2013\***

**Brisbane Gang Show**

**Cast and Crew Applications NOW OPEN!!**

Applications with this month's Group mail or they can be downloaded from [www.brisbanegangshow.com.au](http://www.brisbanegangshow.com.au).

Join Australia's longest running Gang Show!

# VOLUNTEER CARETAKER MANAGER WANTED

**CAMP BARRABADEEN, TINAROO  
SCOUT ASSOCIATION OF AUSTRALIA (QLD BRANCH)**

## CALLING FOR EXPRESSIONS OF INTEREST

A voluntary position has become available for a fit & active single person or couple to manage Camp Barrabadeen, Tinaroo.

## REQUIREMENTS

- High level of customer service
- High level of oral and written communication skills
- Competent computer skills
- Honesty, integrity, flexible and reliable
- Ability to undertake minor maintenance
- Scouting experience, holder of Blue Card, First Aid Certificate

- Two bedroom cottage with power, phone & internet provided
- Camp manager is expected to live on site and be available from 7.30am to 6pm approximately
- Long term preferred



Email [rikkis@bigpond.com](mailto:rikkis@bigpond.com) expressing your interest and requesting a questionnaire for completion and assessment. Visit our Website for a look at the camp facilities etc. [www.farnorth.scoutsqld.com.au](http://www.farnorth.scoutsqld.com.au)



Camp Barrabadeen is located on the shores of Lake Tinaroo providing a true bush camping experience for today's youth



## NECESSARY PERSONAL QUALITIES AND BEHAVIOURS

*Behaviours and attitudes which meet the criteria set by Scout Association of Australia (Queensland Branch) which is a not for profit, volunteer organization run by volunteers. Scouting's mission is to contribute to the education of young people through a value system to help build a better world where people are self-fulfilled and play a constructive role in society*





**19th Australian Rover Moot**

**WAM**

**Western Australia 2013-2014**

**wam2014.com.au**

Queensland Contingent Information  
www.facebook.com/wamqid

Limestone  
Rover  
Moot  
2014



**2nd and 3rd November**  
St Paul's Church Hall  
124 Brisbane Street,  
Ipswich QLD 4305

Adult \$15  
Concession \$10  
Ph: 04998 64 24 7  
Or  
Email:  
admin@limestonerevue.com.au

**FUN FOR ALL !!**

**LimestoneRevue.com.au**

## BRANCH YOUTH ACTIVITIES CAMP

**FINAL CAMP FOR 2012! Held at BP Park on 17-18 NOVEMBER 2012.**

Activities include: water slide, abseiling & rock climbing, agility base, section-based challenges, bush cooking for Scouts and above, a back-to-basics with BP base, plus much much more.



Queensland Branch  
**Escape to Scouting**

For more information, contact BC Youth Activities: Kerry Tully [kerrytully@myacn.net.au](mailto:kerrytully@myacn.net.au) 0401535544



# CAMP COOROORA



*Sunshine Coast Hinterland  
Between Cooroy & Tewantin  
On Lake Macdonald*

*35 Bunks Available  
Well Equipped  
Kitchen  
Hot Showers & Toilets  
Dining Area  
Campfire  
Bush Chapel  
Ample Camping Space  
Canoes for Hire*

**BOOKINGS ESSENTIAL:**

5425285 [kooka118@bigpond.net.au](mailto:kooka118@bigpond.net.au)

[www.campcooroora.com.au](http://www.campcooroora.com.au)

**WOOMBYE SCOUT GROUP**  
Invites Members from all Scout Groups

TO JOIN IN THE CELEBRATIONS  
AT THE  
WOOMBYE SCOUT DEN  
BACK WOOMBYE ROAD, WOOMBYE  
(OPPOSITE THE RAILWAY STATION)

**90 YEARS** since the 1<sup>st</sup> Woombye Group  
commenced on 9<sup>th</sup> October, 1922

**60 YEARS** since the Official Opening  
of the Woombye Scout Den on  
29<sup>th</sup> November, 1952

TO BE HELD ON

**SUNDAY, 18<sup>TH</sup> NOVEMBER, 2012**  
**FROM 9.00AM TO 2.00PM**  
**OPENING PARADE AT 10.00AM**



Scouting Displays and activities  
Historical Photographs and Memorabilia  
Food and drink stalls will be operating on the day

Enquiries to Marion Haselden 54421756  
Email [whaselden@bigpond.com](mailto:whaselden@bigpond.com)

# QUEENSLAND VENTURE 2013



**Barrabadeen  
Scout Campsite  
Atherton Tablelands**

**29 June - 6 July 2013**

## Potential Expeditions Include

Rock climbing / abseiling, Cape York quads, Caving in  
Chillagoe, Raging Thunder rafting, Sea Kayaking, Hiking on  
Hinchinbrook Island, Tour of Port Douglas, Fishing Tour,  
Plus heaps more!

## Potential Offsite Activities Include

Abseiling Bushrangers, Canoeing, Bike Riding, Go Carts,  
Zoo visit, High ropes at Camp Tinaroo and plenty more.

## Potential Onsite Activities Include


Low ropes, Abseiling, Raft building, Canoeing, Rogaining  
and Sailing.

**KEEP AN EYE OUT FOR MORE INFORMATION !**

*41st Season*

# WONARGO REVUE

LIVE VARIETY MUSICAL THEATRE



**BOOKINGS OPEN NOW!**

**19-20 & 24-27 OCTOBER 2012**

**WWW.WONARGO.COM 07 3865 5934**