



Majestic Park Joey Scouts build ice cream cone sandcastles

IN THIS EDITION DATES TO REMEMBER

Queensland Outdoor Recreation Awards	5
Chief Commissioner Award	7
AV2015	16
Youth Activity Camp	22
Scout Wiki	23
Policy and Rules Update	25
Branch Staff Organisational Structure	30
Expression of Interest—Production Director—Brisbane Gang Show	31
Risk Management	32

November

09-10	Cunningham Capers
11	Remembrance Day
16-17	Youth Activity Camp
29	Darling Downs Region Scout Carols

December

06-08	Noosa Venture
20	Branch Support Office Closes for Christmas Break

January

02	Branch Support Office resumes after Christmas Break
11-13	National Rover Council

February

08-09	State Sign on Weekend
12	BP Lodge No.505 Founders Night
14-16	BRAVSLAC
21	Baden Powell Founders Night Dinner
22	Darling Downs Region Founders Day Service
22	Founders Day

March

02	Clean Up Australia Day
07	Branch youth Forum
10	Commonwealth Day

FACT SHEET

New fact sheets are being developed to assist all Leaders. These will be made available on the website through an icon named FACT SHEETS. The fact sheets are now available and are a great resource for all groups. Use the content wisely.

Kirsty M Brown OAM, Chief Commissioner

REPORT CHILD PROTECTION CONCERNS AND ABUSE!

All suspicions, concerns or allegations about criminal matters or child protection matters should be reported directly to the Executive Manager on **07 3870 7000**. Once we receive a notification, the Association will make an immediate report to the relevant authorities.

If an individual has made a report to the relevant authority, they should also report the matter to the Executive Manager. The Association will then make direct contact with the relevant authority about the matter.

Reporting to the Association enables the Association to work directly with the authorities in managing the matter. It enables the Association to take immediate action under its policies, in consultation with the authorities.

Deadline for the next issue

29 November 2013

Submit your articles to
encompass@Scoutsqld.com.au

Branch Support Office

Business Address: 32 Dixon Street Auchenflower Qld 4066	Office Hours: Monday 8.30am-4.00pm Tuesday 8.30am-5.00pm Wednesday 8.30am-5.00pm Thursday 8.30am-5.00pm Friday 8.30am-5.00pm
Postal Address: PO Box 520 Toowong Qld 4066	
Phone: 07 3870 7000	
Fax: 07 3870 4960	

Scout Supply Centre

Business Address: 32 Dixon Street Auchenflower Qld 4066	Monday 9.00am - 4.00pm Tuesday to Friday 9.00am - 5.00pm Saturday 9.00 am - 1.00pm Closed on Saturday during School Holidays and all Public Holidays
Postal Address: PO Box 520 Toowong Qld 4066	
Phone: 07 3721 5724	
Fax: 07 3870 4960	

News and events



YOUTH ACTIVITES JOTA/JOTI CAMP

The recent Youth Activities camp held on the Jota/Joti Weekend saw the above participants spelling out the weekend. For further article on this weekend, see page 22 of this edition.

BAUPLE SCOUTS IN ACTION

As part of "Scouts in Action" this year members of our Group attended the local Rural Fire Brigade Open Day in uniform which they found very educational.

They made Marshmallow Cones and Cup Cakes as prizes for the Bauple School Tombola. They also made dog biscuits which they donated to the Maryborough Animal Refuge.

While at the Animal Refuge they helped wash dogs, walk dogs, groom cats, and don rubber gloves to collect doggy doo from the four exercise yards. The Manager of the refuge was very appreciative of their efforts.



GLENNIE HEIGHTS SCOUT GROUP CAMP OUT

Glennie Heights Scout Group recently held an environment camp out at Conn's Plains.

The camp was an experience for all and they took a moment to reflect on the day and set up for games and activities.



News and events

Water Activities Forum - Noosa Heads

Rising at 4am on Saturday to be met by rumblings and flashy bits in the sky was not a good outlook for the weekend. Having pressed on, collecting up gear in the spitting rain, I made it to Noosa around 8am or so only to find the Lawrie clan occupying prime real estate and a small collection of vacant tents as all were down the bar for a play in the surf. Karl had only just beaten me into Noosa and was complaining bitterly about the torrential rain on his part of Southside.

While not a large crowd, a couple of new faces and some other apologies, eleven finally made it over the weekend. Ian "Hooksie" Cole had brought a trailer loaded with a few of his many personal craft for people to try, together with the new single and double "Scamper" canoes from our friends at Rosco. Down on the river the new boats were tested sitting, standing, kneeling and in any other position that could be thought of with the general consensus of "good boat" being due to their low profile in the water and the tumblehome hull. As the afternoon continued with other "testing", Karl took possession of Hooksie's Southern Raider. The boat was a good fit but disappointment set in when he had to give it back. Tamar Ham, a guide (of the girl variety from the darkside) made a special trip from Brisbane to the Gold Coast to pick up her Tahe Marine as she was keen to test her rescue skills using her own craft. With a little persuasion from Hooksie, this session progressed to learning the basics of the Greenland Roll.

"Finesse not Muscle" was the message of the day in all strokes with the group playing Kayak polo cum whatever into the late afternoon.

Chris Price had a distinct advantage in manoeuvrability having hijacked the Liquid Logic river runner. The evening progressed from beer o'clock to the bowls club for what is a good quality, reasonably priced feed, to be followed with expedition experiences and slide show of Adventure Outlet's recent paddle trip to the Solomon Islands.

Sunday at Badgers Wood started as usual with a 5.00am scramble to get the boats on the river and heading downstream to the heads. Syd "Captain Stealth" Mainland was the pace maker, easily pulling away from the main group, followed by Ian, then the rest of the tribe. A local fisherman commented that the lead guy was pulling away and for us to hurry up, which was a small slight on our paddling skills. Those who know Syd would understand.

On the sand spit at the heads, Syd stepped through the safety aspect of playing in the Heads on an outgoing tide. All participants then proceeded to move into the wave zone dependent upon their individual comfort levels. This is a vital aspect of being a paddler, firstly work within your own known parameters and provided you have sufficient fail safes in place (deep water re-entry techniques) you can stretch your skills past your comfort zone. The group then re-entered the river system and began paddling back to the beach adjacent to Badgers Wood. Along the way we picked up another paddler Ken from Maryborough who joined us for the day. After pulling the boats up we headed back to camp for breakfast, regroup and back to the beach.

Back on the water for some deep water rescue practice, we proceeded across the river from the beach, Syd explained a simulated group recovery that would see all members capsize and get back in the boats using various techniques. This was a good exercise for some participants to practice an unassisted rescue then assist others to get back in their boats. Naturally a group capsize is probably far from reality, however if real conditions are tough, wherever you are, you may well have more than one paddler in the water.

All participants eventually got back into their boats, some having another go using alternate techniques. Rescue practice helps build self-confidence and ultimately makes you a safer paddler for you and your paddle mates. The consensus was that having a significant variety of "bomb proof" rescues was essential. Back onto the beach and back to camp for loading and lunch. Many thanks to Ian and Syd, for leading the on water weekend sessions and imparting more of their knowledge. Special thanks to Ian for arranging to borrow the Rosco craft and providing a variety of his personal craft for trial by participants.

A great weekend had by all, so make sure you note your calendar and come along next year **27 & 28 September, (venue TBA)** the "skills share" is brilliant and we all learn something every year.



“EVERYWHERE WE GO, PEOPLE WANT TO KNOW.....”

Who we are, and where we come from. And so we tell them, we are the Lone Scouts, the mighty mighty Lone Scouts.”

We are Scoutreach Lones and we come from all over the place. We have youth members and leaders living overseas and all over Queensland. In the past we have had youth members travelling around Australia with their families, living on boats, at boarding school and everywhere in between.

Scoutreach Lones is a group that operates via correspondence, phone, email and the internet. This means we can offer the Scouting program for scouts that live in areas where there is no Scout Group, or there may be a Scout Group but not the section. Due to school and study, youth members may not be able to attend their local group but would like to stay in Scouting. With Scoutreach Lones, they can.

Scoutreach Lones Scouts rely on their families and communities to help support their programs and badge work. Just like any other Scout Group, we operate all five sections and have trained leaders for all sections.

We have an annual group family camp where all members and their families can get together and have a week of fun filled Scouting activities. We also encourage our members to attend any other Scouting activities they can.


We have members who have attended Triple S, Jamborees, Ventures, as well as Moots at National and International levels. We also encourage our members to join in with other groups for activities if they can.

If you are interested in Scoutreach Lones and think we could help you stay in Scouting, please contact us and we will endeavour to answer any questions you may have.

Gary Hansen

Group Leader, Scoutreach Lones

Email: garyhansen1@optusnet.com.au (Words written by Jordan Woodyatt).



Pictured above: Poster drawn by Scoutreach Lones Cub Scout, Macey, (aged 8) for her Boomerang badge work.



QUEENSLAND OUTDOOR RECREATION AWARDS

Scouts Queensland recently attended the Queensland Outdoor Recreation Awards evening as finalists in a number of Categories including:

- The Queensland Government Award for Outstanding Achievement (Individual)
- The FSR Skills Alliance Excellence in Outdoor Instruction and Education Award
- The Brisbane City Council Outdoor Event Award

Rover Scout Nathan Swaffer was a finalist in the Queensland Government Award for Outstanding Achievement (Individual) Category for his professionalism and a high level of conduct within the outdoor community

Scouts Australia Institute of Training, member Phil Harrison was a finalist in The FSR Skills Alliance Excellence in Outdoor Instruction and Education Award Category for his ability to demonstrate significant achievements in the delivery of outdoor recreation through quality education/instruction

The 23rd Australian Scout Jamboree, Scouts Australia QLD Branch was a finalist in The Brisbane City Council Outdoor Event Award Category for an Outdoor Event which recognizes the achievements of an individual/ organisation/ committee that has undertaken the development and management of a 'significant' outdoor recreation event in Queensland

Chief Commissioner Kirsty Brown. OAM was present to accept the winning of The Brisbane City Council Outdoor Event Award on behalf of the 23rd Australian Scout Jamboree.



CAMP COOROORA TAKES UP THE CHALLENGE

During The months of August and September, Camp Cooroora Scout Camp was host to a number of students from the Noosa District High School. The students were taking part in a programme to assist them in learning new practical skills in the building and construction industries.

Camp Cooroora Scout Fellowship Chairman Mr. Brian Lund said "We were contacted by Ms. Lanie Hope from the Department of Education and Employment and asked if we could come up with some projects at the campsite that the students could participate in and suit the programme. One of our suggested projects was that they may be able to sand down the dining table and servery's, plus paint the inside walls of the kitchen." The construction program which lasts one afternoon for 6 weeks, included one week being briefed on health and safety aspects of the industry, a practical afternoon at Noosaville Bunnings store learning the practical use of some hand tools and three weeks on the job. The last week comprising of a celebration BBQ and presentation of certificates. As it turned out, the students had time to paint the outside of the kitchen and the outside walls of the bunk rooms.



SCOUTS UNITE FOR CAMP ON FRASER

Members of Sarina Scout Group joined members of Bauple Scout Group for a camp on Fraser Island during the September Holidays. Sarina had 4 Scouts 2 Cubs & 1 Joey, plus 2 wannbe Joeys. Bauple had 6 Scouts, 1 Cub & 1 Joey. There were 2 Leaders from each Group plus some parents.

Bauple Group arrived at Dilli Village, Fraser Island on Tuesday 1st October in time for lunch, then set up camp before enjoying time in the Dilli swimming hole, until time to prepare the evening meal. Sarina Group had vehicle problems and a lot of road works hold-ups so didn't arrive til Wednesday morning. Bauple group prepared lunches and played volley ball that morning. As soon as Sarina arrived it was off up the beach to inspect the Maheno Wreck, then on to the Pinnacles to view the coloured sands and have lunch. After lunch it was back to Eli Creek where they had a good time walking up and riding the creek back down to the beach. Our one boogie board was in much demand. We made it nicely back to camp before the high tide, and duty group prepared the evening meal. This was followed by a sing-a-long with Bauple Leader "Rann" playing the guitar.



Thursday it was again prepare lunches to take. The Scouts and some older cubs left to go to Central Station where they hiked to Basin Lake and back. Some were quite amazed at the huge trees and the fact that it was all growing in sand. Also how high the ridges were and how deep the valleys. Meanwhile the younger ones enjoyed a dip in the swimming hole before going to Central Station to explore the river walk and have lunch. Then it was back into the 4WD's to head to Lake McKenzie for afternoon tea and a swim. We returned to Dilli via the inland road which showed them some different types of trees and foliage, but the road from Lake McKenzie back to the other road was very soft and a couple of vehicles needed a bit of a tow. The secret to not getting stuck was to keep the speed up. The youth members all seemed to enjoy the 4W Driving though a bit bumpy. On return to camp some played volley ball while others prepared the meal.

Friday morning it was pack up ready to return home, and a bit of sadness on the part of those who had made good friends. I know some intend to keep in touch via facebook.



I HAVE "GONE HOME".

David O'Connell

October 2013

Noel Brown

October 2013

If you would like us to add your loved one to the "Gone Home" column, please forward their details to the editor by emailing encompass@scoutsqld.com.au

Chief Commissioner of Queensland



Kirsty M Brown OAM



This month I am preparing this article in advance before I head to Lisbon, Portugal for the planning meeting for 1st World Scout Education Congress, organised by the World Organization of the Scout Movement (WOSM).

1ST WORLD SCOUT EDUCATION CONGRESS

The 1st World Scout Education Congress, organised by the World Organisation of the Scout Movement (WOSM), will take place from 22-24 November 2013 in Hong Kong. The theme of the Congress is "Scouting: Education for Life".

It is anticipated that delegates will include Chief Commissioners, International Commissioners, Youth Program Commissioners, National Adult Resources Commissioners and key decision makers of National Scout Organisations (NSOs).

The Congress will bring people together to share, discuss and debate the experiences and expertise in Youth Program and Adult Resources from over 200 countries and territories where Scouting exists. The event will also invite inputs from experts in the theory of education and from representatives of other youth organisations offering educational programs, to give their perspectives.

Project Commissioner Paul Parkinson and myself are lucky enough to have been invited by the World Scout Committee to facilitate many of the sessions at the Congress. Hopefully some great ideas and input will be brought back home in November. DCC Peter Blatch will also be in attendance as are some 15 other Australians.

LONGREACH SCOUT GROUP

The Longreach Scout Group is celebrating its 100 years this year. I visited Longreach for the major celebrations, the opening of their Centenary path, the Venturer Scout building, the new museum, the march through the town streets, BBQs, camp oven dinners, activities, Scout's Own, Award presentations to name just a few events over the two and a half days.

GL John Palmer and his team of helpers, community, parents,

leaders, youth members, and families are to be congratulated on the fantastic weekend we all had. We are proud of the young people and their exemplary behaviour, wearing their uniforms proudly. So many Leaders, past members and friends came from all over Queensland, interstate and overseas, what an excuse for a party. Well done Longreach!

BUNK BEDS

As previously advised, from 21 October 2013 regulations require that bunk beds shall comply with the manufacture, installation and usage. The Fair Trading (Safety Standards) Regulation was introduced in 2011. This regulation will ensure bunk beds on Scout properties meet the mandatory safety standards or risk a \$200,000 fine. The standards cover safety aspects such as guardrails, ladders, gaps and protrusions on the bunk beds.

Currently the following campsites DO NOT COMPLY and as from 21 October 2013 the top bunk must not be used or accessed by any adult or child until the new standard is met.

- Allawah campsite
- Aldershot campsite
- Baden Powell Park
- Barrabadeen campsite
- Brownsea Water Activities Centre
- Eprapah campsite
- Murrenbong campsite
- Noosa - Badgers Wood Centre
- Rocky Creek campsite (one building)
- Seeonee Park campsite
- Southport den (QBRC)
- Wirraglen campsite
- Wyper Park campsite

This will mean that the top bunks in these sites will need to be removed, including the base, ladder, rails and the mattress to ensure no one can access the area until such time as the new standards are met.

CHIEF COMMISSIONER AWARDED

Chief Commissioner Mrs. Kirsty Brown OAM was recently awarded the Certificate of Green Jade Great Wall Award in Taiwan from His Excellency President H.E Ma of Taiwan, Republic of China where she attended the Asia Pacific Region Scout Committee. Kirsty received this award for her service to World Scouting and in particular the Republic of China (Taiwan) Scouting. BRAVO Kirsty.



Branch Commissioner Joey Scouts



David Cruse

bc.joeyscouts@qldhq.scouts.com.au



Results from our- QUEENSLAND JOEY SCOUTS SURVEY 2013

WOULD YOU ATTEND A 'LEADERS RETREAT'?

A **BIG** thank you goes to all those Leaders who took the time to complete this survey. Your efforts will provide us with an insight into the needs of the Joey Scout Leaders in attending a 'Hopalong' or 'Leaders Retreat'. While the response numbers were limited, it does provide us with a snapshot to move forward.

Leading into this report let us refresh our memories on what Hopalong was all about and the objectives we wished to achieve.

What is Hopalong

'Hopalong' was a weekend that ran every two years that was developed and run specifically for Joey Scout Leaders, commencing Friday night and finishing Sunday afternoon. The program contained information sessions, workshops, discussions, activities, games, etc.; in its infancy the program was well attended and as time passed this attendance was maintained. Towards the middle of 2005 interest in the program had waned to such a degree it was hard to attract sufficient numbers to run and therefore ceased to exist.

What is the objective of this survey

To resurrect this program but not under its old name of 'Hopalong' but under a new name 'Leaders Retreat'. For this program to be a success, and supportive to existing and new Joey Scout Leaders, I have to understand what you want, require, need, to run your Joey Scout Mobs, and what format you would like the program to run under.

Question 1: NAMES, MOBS, and YEARS OF SERVICE

MOBS

FINDING

Responses were received mainly from the South East corner with a few from Northern Queensland.

YEARS OF SERVICE

FINDING

The average service years of respondents were 6.433 years.

Question 2 - ACTIVITIES YOU HAVE BEEN RESPONSIBLE FOR, DEVELOPED AND RUN

Summary

Responses included: Assisting with group and scout courses, participation in various challenge badges, assisting in Promos eg Bunning's, canoeing, campfires, Clean Up Australia Day activities, District Bike Bungle, district sleepovers, excursions, Founders' Day Joey activities, group camps, hikes for JOTT, jamboree fundraising, Joey discos, Joey Scout Jaunt, Joey Scout meetings, Mob camps, multiple fundraisers, nature walks, Night Hawk, outings, Pine Rivers Show PR, programs, region sleepovers, RSPCA visits, sausage sizzles, scout outings, Science Centre, sectional activities, Skilorama, Tin Rattles, Tree planting and other service activities, weekly programs.

Question 3- Do you like the name 'Leaders Retreat' or would you prefer it to remain as 'Hopalong'? Do you have another name you would like to suggest?

Summary

31.25% support Leaders Retreat, 43.75% support Hopalong, 18.75% were not worried what the activity was named, and 6.25% did not answer.

Question 4 - Would you prefer to attend a one day (Saturday or Sunday) or two day course commencing Friday night and finishing Sunday afternoon?

One day (Saturday or Sunday)	Yes	No (please circle)
Two day commencing Friday night and finishing Sunday afternoon?	Yes	No (please circle)

Summary

12.5% supported Saturday, 18.75% support Sunday, 12.5% support either day, 25% support Saturday and Sundays, 6.25% maybe a couple of times a year, 6.25% supported both options, 6.25% supported Friday through to Sunday and 12.5% supported Overnight.

Question 5 - What possible challenges would you encounter which would limit your ability to attend, if any – please list?

Summary

Responses included: work rosters, family commitments, venue location, time as a factor, easier if it was a one day session, driving after work, family issues, travelling times, husband commitments, children commitments, weekend commitments, babysitting, group commitments, works full time needs time on weekends to do other things.

Question 6 - Do you believe a team travelling around to present this activity would be beneficial to you?

Yes	No (please circle)
-----	--------------------

Summary

46.66% supported a team travelling around the state, 26.66% did not support a team travelling around the state, 6.66% were unsure if it would be beneficial, 6.66% felt issues could be dealt with locally and 13.33% did not answer.

Question 7 - Would you attend a day workshop or weekend in one or all of the listed locations?

BP Park Samford	Yes	No (please circle)
Sunshine Coast	Yes	No (please circle)
Toowoomba	Yes	No (please circle)
Canungra Gold Coast	Yes	No (please circle)

Summary

30.30% of respondents would attend a workshop at BP Park, 24.24% of respondents would attend a workshop at Sunshine Coast, 18.18% of respondents would attend a workshop at Toowoomba, 21.21% of respondents would attend a workshop at Canungra Gold Coast, 3.07% did not support any identified locations and 3% did not answer.

Question 8 - Which term would best suit you to be able to attend?

Term 1	Term 2	Term 3	Term 4 (please circle)
--------	--------	--------	------------------------

Summary

30% supported Term 1, 30% supported Term 2, 20% supported Term 3, 10% supported Term 4 and 10% did not answer.

(Continued on page 9)

(Continued from page 8)

Question 9 - Do you have any specific topics/activities/subjects you would like addressed – please list?

Summary

Responses included: Badges available with activities run in southern Qld (or Australia) available to us if we run activity similar, information for new age parents, techno age, online, areas incorporating the Promise and Law into the program, upholding the scouting way within Joeys, information for Leaders with little experience working with this age group, information on changes to ceremonies, policy changes, program ideas, activities/resources in the community, organising Assessors to sign off training, information on Camp Cooking, Promise and Law, FUN, Behaviour Management with 'Special Needs' families, Adventurous Activity guidelines, Special needs, Campfire Yarns- how too.

Question 10 - Would you be prepared to develop and run a session?

Yes No (please circle)

Summary

40% would develop and present a session, 40% would not develop and present a session, 13.34% were unsure if they could develop and present a session and 6.66% did not answer.

Question 11 - What can we do to support you in your role as a Joey Scout Leader?

Summary

Responses included: Be available to answer questions email/verbal, offer advice & new ideas, add an extra day to my week, provide more badges, look at Beavers badges in UK, develop the section further, ask Leaders to submit programs for sharing, information on camp cooking and Promise and Law, support groups in general, support the ARC, having a training session like you are trying to arrange, ways to recruit new members.

Any other comments?

Summary

Responses included: have a fly the flag month, have a campfire month as an annual event, interaction with Joeys interstate – similar to Hands Across the Water, provide blanket badge ideas, would prefer to see more activities with other groups happen either on a region or district level, Joey Jaunt is a wonderful day and one our Mob wouldn't miss, attend Skillorama annually, unaware of many other activities that are around to be part of, our Joey Scout Mob had a Sleepover at Underwater World last year which was awesome, we do out and about a lot as a Mob and are quite adventurous, love to be able to get together with some Leaders and have just open discussions around how we run the Mobs, look at what works really well, programs that have been really successful, things that have not worked so well, I don't know if this requires more than an afternoon and I realise that this should be what a DTM is for however we don't have the Group attendance at these for this practice to be successful, Joey Jaunt is a great opportunity for ideas.

OUTCOME

There is a lot of information to sort and work through. The results of this survey is currently being discussed at our Joey Scouts Activities and Development Committee meetings and will be used as a resource document to further develop our strategy in planning our activity which will be known as 'Hopalong'. Again, I cannot express my thanks enough to all those Leaders that took the time to complete this survey; your efforts will benefit all Joey Scout Leaders. Further updates will be provided through Encompass.

MAJESTIC PARK JOEY SCOUTS PREPARE FOR BEACH

The Majestic Park Joey Scouts are off to Camp Kallaroo! Part of getting ready for our Mob Holiday was to have a 'beach night' at our den.



How do you have a beach night without a beach? Easy! You wear board shorts and play with beach balls and decorate ice-cream cones as sand castles! A great night was had by all! We can't wait to get to the real beach



Queensland Branch
Scout Supply Centre

2013 Christmas Badge

\$2.50 each

Available from the Scout Supply Centre





Birthday Party Invitation

From the Beaudesert Scouts

65th BIRTHDAY

Where: Beaudesert Scout Group Den
Cnr Eaglesfield & Hart Streets
Beaudesert

When: Saturday 30th November 2013

Time: 10am – 2pm

MONSTER DISCO

COME AS YOUR FAVOURITE MONSTER 10.30A – 11.30A

Fun for all the family

Entry and activities are all free There will be food & drinks on sale

ENTRANCE THROUGH HART STREET

Branch Commissioner Cub Scouts



Tim Gibbings (Kaa)

bc.cubscouts@qldhq.scouts.com.au



"Look well, Oh wolves, Look well"

The Scout Law

In the October Issue of Encompass, I started my first Article as Branch Commissioner (Cub Scouts) by reaffirming my Scout Promise. All uniformed Leaders and many others in Scouting have made that same promise, but how often do you review and think about that Promise and the 'Law' you promised 'To live by..'?

Many of you will say: 'Regularly, as we are always teaching, discussing, reinforcing it with the Cub Scouts in our Pack Program, etc.' However, Cub Scouts promise 'To live by the **Cub Scout Law**', where as Adults, Youth Helpers and Youth Members of the older Sections (Scouts, Venturer Scouts) all promise 'To live by the **Scout Law**'. I have witnessed many Cub Scout Leaders who, on reaffirming their Promise on various occasions, have promised, without intent J, 'To live by the **Cub Scout Law**' and many are not fully aware of, or have forgotten, what the Scout Law is; the Scout Law is 'longer' than the Cub Scout Law and has 10 elements.

So, like we do with our Cub Scouts, when was the last time you reviewed the Scout Law that you promised to live by and considered how well you reinforce it by the example you set and the way you live your life? The Scout Law is readily available in your Cub Scout Leaders' Handbook (Page 9 in my edition) awaiting your review.

The Jungle Books and Jungle Law

Last month I wrote that I was passionate about the ongoing relevance of the Jungle Books to Cub Scouting and provided some warning of my intent to 'push' the theme and suggested references. I am very keen to read/hear your interpretations and views as to how and why the Jungle Book Stories are still relevant to the current generation of Cub Scouts (almost 100 years after Cub Scouts began). Are there parallels in the Stories about current social issues such as bullies, respect of individual and cultural differences, education, the need for rules in society, gangs, loyalty, etc? Please, either post your comments/views on the '**Cub Scout Leaders in Queensland**' Facebook page (I'll hopefully start the discussion by posting the above) or send them to me via email bc.cubscouts@qldhq.scouts.com.au (I may then post to Facebook, without names, if appropriate).

I believe, many of the 'Jungle Laws' are also relevant to today's Cub Scouts and are often a good example to help them understand an issue. This month's Jungle Law is:

"When Pack meets with Pack in the Jungle, and neither will go from the trail,

Lie down till the leaders have spoken – it may be fair words shall prevail."

What's your interpretation of this Law and its application to today's Cub Scouts? Please, as above, you are encouraged to post your comments or email them to me.

It probably shocks many, who know me, to see me 'encouraging' the use of a Social Media; well what can I say?..... 'Old (not so old) wolves and new tricks, etc' J.


Notices:

Cuboree 2014 - Time of Legends: Applications and Initial Payments should now be in (due 1 Nov 13); if not, please advise Cuboree **Camp Director** via email - cuboreecampdirector@scoutsqld.com.au and action without delay. Also, please note the change in title from 'Camp Chief' to 'Camp Director'; this change aligns with similar positions for other major Scouting activities; the duties and responsibility remain unchanged.


Branch Commissioner Cub Scouts' Challenge: The Branch Commissioner's Challenge finishes on 30 November, so get your records together and send them in. Details of where to send them are in the Cub Scout Section online at <http://scoutsqld.com.au>. I'm looking forward to reviewing the submissions.

I look forward to reading your Jungle Book and Jungle Law comments over the next month; keep up the great effort.

Good Hunting All



Ticks



Ticks are widespread in our Scout campsites. Tick bites generally cause minimal discomfort.

Humans can experience allergic reactions, paralysis and tick-borne diseases.

The key treatment of a tick bite is prompt and complete removal of the tick.

- Use fine tipped tweezers and grasp the tick as close to the skin as possible.
- Gently pull the tick straight out with steady pressure.
- Paralysis can result if the tick remains undiscovered on the body.

Symptoms include general unsteadiness, tiredness, visual difficulties and weakness of the arms, legs or parts of the face.

If symptoms of tick a bite are present, seek medical attention immediately.

Preventative measures to avoid tick bites: Use insect repellent containing diethyltoluamide (DEET) or picaridin before going into tick infested areas

Branch Commissioner Scouts



Steve Marshall (Wolf)

bc.scouts@qldhq.scouts.com.au



Bring a friend month

October was bring a friend month and hopefully you found it was successful. Bringing a friend is a form of peer-peer recruiting which can be a very powerful recruiting tool. Is there anyone more that we listen to than a friend that is just brimming with excitement about all of the great things they are doing. We just can't wait to get on board and be part of the fun. Following are a few tips that will help to make it a success for your Troop. You don't need to wait for an official month, you can do this anytime.

- Send out invitations that let the friend and their parents know what is going to happen and what they need to do to be part of it. For example the need to wear closed shoes, parents will need to fill out a non-Member Indemnity. There's nothing worse than being anxious about something before you are even there.
- Make the friend and their parents feel welcome at the Group.
- Give the friend some warning about some of the strange things they are about to be exposed to such as a parade and being led by a PL. Imagine what it's like standing on a parade wondering "Do I salute?" "What's alert, I thought they were extinct?" "Do I put my left foot in or my left foot out or should I just shake it all about?"
- First time parents may not be keen to leave their children in a stranger's hands. Why not invite them to stay, have a coffee and chat with other parents or leaders. If you have enough Leaders or the Group Leader is available then give the parents a presentation on Scouting while their kids are off having fun. This will stop some of the hovering.
- Have a welcome pack to provide details about the Group and Scouting in general. This will allow them to read it at their leisure and possibly answer many questions they didn't think to ask.
- Sell Scouting to the friend and their parents but don't over sell. If you can't deliver what you are selling then you won't hold the interest of a new comer long
- Make sure your program will give the potential new Scout a good exposure to the Scout Section. Make sure it is balanced and not artificially enhanced for that week only to make it more attractive. If it's not attractive then maybe a little work needs to be done before inviting friends.
- At the end of the night make sure parents have all the information they need to make an informed decision. They need to feel that there is value in what we do and understand it is not a child minding service.
- Make sure that the potential new Scout has a reason to come back. Some activity you have planned, a new skill to be learned, a community outing, a new game.
- If you don't hear back from the friend or parents then don't just leave it there. Make a follow up call or send a thank you note for coming along.

Don't be afraid of recruiting more Scouts. I know a lot of you will be thinking that you have enough already or that you don't have enough Leaders. Just remember that for every new Scout you get there are two parents who are potential Leaders, helpers, badge examiners, committee members or fundraisers. If your Troop is full then maybe it's time to give some serious thought to starting a second Troop. Set some goals and be ambitious. I'd like to throw a challenge out to the Scout Section and that is that by July next year the Scout Section is the largest. Currently we run a close second behind the Cub Scouts. I will update the gap in each encompass to see how we are going.

Just briefly I'd like to touch on another form of peer to peer recruiting and that is the parents in your Group. Why not ask the Parents in your Group to bring along a friend and their children or just bring along their friend to have a look at leadership or committee involvement. Give it some thought

Facebook

The Scout Section has embraced social media with two Facebook groups established. One is for Scout Section (or other interested) Leaders and is aptly titled "**Qld Scout Leaders**" (Not to be confused with another Group, Scout Section Leaders in Queensland). I guess there's no prize for originality. The purpose of this group is to discuss relevant topics, share ideas, ask questions and share resources. It is an open group so anyone can read the dialogue but to post a comment or upload you must be a member of that group. You can apply to join when you visit the group. To be accepted you must be a current member of Scouts Qld.



The other group is for Patrol Leaders. This is a closed group, so to see the posts you have to be a member of the Group. To be a member of this group you must currently be a member of the Scout section. The group will be monitored by Branch, Region and District Leaders. This idea was suggested by Scouts at a Forum conducted at SSS this year so it will be interesting to see what the take up will be. The Groups name is very creative once more "**Qld Patrol Leaders**". Could I ask that all leaders please promote the group to their PL's or soon to be PL's (Not that you would know who they are because it's your Troop Council decides on the PL doesn't it?).

Contained in each of these Groups is a copy of Scouts Australia's Digital Guidelines. Please read the document and I ask that everyone abide by these guidelines. Any contravention will result in the user's membership to that Group being revoked. You can also download the guidelines from the National website – Digital Guidelines.

Lastly I'd like to welcome Peter Pulbrook to the role of Branch Advisor Scouts and I look forward to working with him over the coming years. I'm sure he will make a valuable contribution to the Scout Section.

"The more responsibility the Scoutmaster gives his patrol leaders, the more they will respond."

— Sir Robert Baden-Powell



Branch Commissioner Venturer Scouts



Phil McNicol

bc.venturerscouts@qldhq.scouts.com.au



The Queen's Scout Award and the Unit Council

In my previous article I pointed out that despite what might be current practice, the role of the District or Region Venturer Scout Council is not to monitor the award scheme activities of individual Venturer Scouts – this is the role of the Unit Council. The obvious question then is how does the Unit Council fulfil this role?

The Unit Council may approve all aspects of all badge work at the Venturer Award level and may approve all aspects of badge work at the Queen's Scout Award level other than adventurous and specialist activities. In the cases of Queen's Scout Award level adventurous and specialist activities and Endeavour Award activities, examiners are required to work with the Unit Council to determine if the requirements have been met. These examiners must be endorsed by the District Leader – Venturer Scouts and preferably in advance of the badge work being started. For Venturer Award level specialist activities, i.e. ones for which the Unit Council feels it is unqualified to be the examiner, the Unit Council is free to engage the assistance of a resource person who would work closely with the Venturer Scout doing the badge work and would indicate to the Unit Council that the goals for the badge work had been achieved.

The badge work process then is that the Venturer Scout decides what he or she wants to do, and proposes this to the Unit Council. The Unit Council considers the proposal in terms of how it represents the best the Venturer Scout can do, how it fits within the scope statement of the particular badge, and how it satisfies any particular requirements stated in the record book. The Unit Council is entitled to negotiate with the Venturer Scout to establish a proposal that ticks all these boxes, even if it means suggesting the proposed activity would be a better fit for a different badge. If a resource person or examiner is to be involved then the Unit Council needs to be satisfied that resource person is actually qualified to take on the role and the examiner has been endorsed by the District Leader – Venturer Scouts. The resource person or the examiner should also be involved in the developing the proposal, unless there is no discretion such as when the proposal is to attain a first aid qualification from a registered training organisation. The Unit Council should make a detailed record of what it approved and, if questionable, why.

After the activity has been completed under the watchful eye of the Unit Council, the resource person or the endorsed examiner, the Venturer Scout demonstrates to the Unit Council that the agreed activity has been completed to an acceptable personal standard. The Unit Council would normally approve this work and sign the record book, but it is within its rights to consult with the resource person or the examiner and even require the work to be resubmitted if it has good reasons and makes those known to the Venturer Scout.

In general the badge work should be agreed to by the Unit Council before it is commenced, but for any Venturer Award level badge, except Expedition, the Unit Council may decide this is not necessary in view of the particular circumstances. In these cases the work may have been commenced up to six months before the Unit Council

has been asked to consider its acceptability, so long as the applicant was a Venturer Scout when the activities were performed.

Finally, the Unit Council is required to report all its Endeavour Award and Queen's Scout Award related decisions to the District Leader – Venturer Scouts whose job is to compare the decisions of the individual Unit Councils with those of other Unit Councils and with the requirements as defined in the record book and Branch and National policy. I strongly recommend that the District Leader – Venturer Scouts use the forum of the District Venturer Scout Council to perform this *moderation* activity. I also strongly recommend that Unit Councils report all Venturer Award related decisions to the District Leader – Venturer Scouts until they feel they are expert in the execution of their award scheme responsibilities. In a future article I'll explain what happens if the District Leader – Venturer Scouts working with or without the District Venturer Scout Council identifies a poor decision of a Unit Council.

Any Unit Council that fails to be thorough and conscientious in its performance of its role is letting the whole Venturer Scout section down. Excellent Queen's Scouts are the result of Unit Councils doing their job properly. Undeserving Queen's Scouts (there are probably some out there) are the result of Unit Councils and leaders not taking the privilege and responsibility of their role seriously.

NOTE: Quotes and details in this article are from the *National Review of Venturer Scout Section 2007-08*. If you want to know more about this topic, have a look at the report that can be found at http://www.scoutsqld.com.au/Content/Attachment/Final%20Report_Sept2008.pdf.

Dates (a partial list)

November

- | | |
|----------|---|
| 24 | Unit Management Course – Kawana |
| 27 | Branch Venturer Scout Council meeting – Skype |
| 29-1 Dec | Noosa Venture – Noosaville |
| 29-1 Dec | Central And Coastal Venture – Kinchant Dam (Mackay) |

[See <http://venturerforum.scoutsqld.com.au> for details of these activities.]

Comet ISON

For those interested in astronomy, keep an eye out for Comet ISON. It is predicted to be a "sungrazer", passing the Sun on 28 November. It will be a pre-dawn object before this date and could be a daytime comet in December. However, comets are difficult to predict and this one is unusual; it may be disappointing. Check out astronomy websites for more information and take care not to look at the Sun

October: Bring-a-Friend Month

We hope October was successful as Bring-a-Friend month. If you didn't take part, please consider a similar activity at another time. If you haven't already done so, we would like feedback on the promotion via the online survey that was distributed last month. Your feedback would be greatly appreciated.

Deputy Chief Commissioner Youth Program



Peter Blatch

dcc.youthprogram@scoutsqld.com.au



MANAGING DIFFICULT BEHAVIOUR OF OUR YOUTH

As volunteer leaders working in Scouting we are provided some wonderful opportunities to follow the lives of young people. One of the issues which appears to be becoming more apparent is working with children who present as having challenging behaviour. This can be an enormous issue when that child is just one of a group of twenty and many others also present needy. There is no doubt that finding ways to manage problematic behaviours of young people can be difficult. Just as each child is unique so too are the situations. As leaders, it is essential that we recognise the importance of the scouting relationship that exists between the leader and each youth. It is important that we work to create a positive scouting environment. Current research shows that the most important factor in influencing youth behaviour is the relationship that exists between the youth and the responsible adult- in Scouting, the leader.

There may be several reasons for a display of inappropriate behaviour. Some types of behaviours are often outgrown when handled properly. It is important to realise that it is not to accept unacceptable behaviours. As leaders, we need to try to understand the behaviour, realize that it's not appropriate and help to positively influence and reduce the behaviour while in the scout program.

Dreikurs, an expert in this area suggests four main reasons for inappropriate behavior:

- **Attention-** When a child can't get your attention, they'll often act out to get it
- **Revenge-** A child doesn't feel loved or cared about for some reason and seeks revenge for attention, they feel important when they hurt others or hurt the feelings of others.
- **Power-** These children need to be the 'boss'. They only feel important when they are the boss. This may lead to power struggles within the scout program.
- **Display of Inadequacy-** These children usually have low confidence and self-esteem levels and will give up quickly thinking they can't do anything. They don't often have a sense of being successful.

If a leader can determine the reason for the inappropriate behaviour, it is much more likely that this can be amended. Here are some tips (taken from the classroom) that may assist change inappropriate behaviours within our Scout program:


- Always model what you expect at all times - show respect and expect respect, you'll get it -- eventually.
- Use our scout method and the influence of the six or patrol to monitor and remind about acceptable behaviour.
- Encourage the youth, boost their self-esteem, convey that they are cared about and give them the attention when they respond appropriately.
- Try to remain calm and don't express anger. Never engage in power struggles, and do not retaliate. Model this type of patient, quiet behaviour. A youth's behaviour is most often influenced by

your behavior, remember this. If you are hostile or mad when dealing - they too will be.

- Appreciate that **ALL** inappropriate behaviours stem from needing attention and try to work out why the youth is expressing that specific behaviour.
- Be patient. This may mean you'll need to take a cooling period before you say or do something you just might regret. This may involve having the scout being alone until you or the patrol leader is ready to deal effectively with the inappropriate behaviour.
- Provide some choice. When you're ready to give a consequence, allow for some choice. The choice could have to do with the actual consequence, the time when the consequence will occur or input as to what follow up should and will occur. When you allow for choice, the outcomes are usually favorable - the youth becomes more responsible.
- Say a positive response to each situation first. It may be a challenge sometimes. For instance, when you see children playing with matches, they expect you to say "Stop". However, try saying something like "You look too smart to be playing with matches). You'll quite surprise them. This is a little trick that works well most of the time, if you are quick enough. These youth often lack belief in their own ability. You need to help them see that they are capable.
- Provide that sense of belonging to the scout family- When youth don't feel they belong, the result is usually unacceptable behavior. Make sure the youth has a strong sense of belonging through roles he has, badges he is doing, activities he will lead. Praise the youth's efforts to get along or work with others. Praise attempts to follow rules and adhere to routines.

The merry go round- up, down, up. When you're about to reprimand a child, praise them first: "Lately you've done so well, I've been so impressed with your behaviour". "Why today did you need to be involved with brawl with Jimmy". (Deal with the issue). Then end on "I know it won't happen again because you've been so good up until this moment. I have great faith in you as a scout and trying to live up to our Scout Law. You may use different approaches but always remember: Bring them up, take them down, bring them up!

Good luck in this important facet of our adult leadership.



APPLICATIONS CLOSE 24TH NOVEMBER

You're invited to apply to join the Scouts Australia National Youth Council
Scouts' peak youth involvement body
Be part of National decision making
Attend 2 national conferences a year
Any Scouting member aged 13-23 can apply

Want to know more? Like us on facebook and keep an eye out for our brand new website. You can also email us: yoursay@nyc.scouts.com.au

www.facebook.com/ScoutsNYC | www.nyc.scouts.com.au

Executive Manager



Ian Lightbody

em@scoutsqld.com.au



Staffing

In an effort to more closely align the staff titles with their roles, a decision has been made to change the Operations Manager's title to Administration and Information Technology Manager. Ryan Sodziak's duties remain unchanged. Ryan leads the administrative and IT functions within the Branch Support Office.

Call for volunteers

There is a call for volunteers for a number of short-term projects. Please let us know of anyone who might be interested in assisting the Queensland Branch in any of the following projects by contacting the Branch Support Office via email VolSupport1@scoutsqld.com.au or on ph 3870 7000.

1. Asset labelling: We need a small team of volunteers to assist with the asset labelling of equipment and other property at the Branch-operated properties; specifically BP Park (Samford), Karingal (Mt Cotton), Erapah (Victoria Point) and Brownsea (Shorncliffe) at this stage. This would ideally suit those who would be available for a few days. It involves putting asset labels (stickers) on assets according to an asset register.

2. Gardening at Queensland Scout Centre: We are grateful for the Rovers and Scouts who have assisted in the care of the gardens at the Queensland Scout Centre. If any groups or individuals would like to help out, with the care and maintenance of the gardens, even for just a few hours every now and then, that would be appreciated.

3. Call for writers: We would like to build a team of people who would like to help prepare grant submissions and promotional articles, so we are looking for writers. These tasks could be done from home, or at the Queensland Scout Centre.

4. Handypeople and Tradespeople required: We have plenty of tasks to do at our Branch campsites: painting, general maintenance, electrical work, plumbing, etc. If you are a qualified tradesperson or skilled handyperson, and have some time to spare, we would certainly appreciate the assistance of a team of volunteers. We will particularly need the assistance of some volunteers to install new bunk beds at a number of these sites over the next few months (requiring only basic skills).

Grants

Funds are available for most projects, whether they are building upgrades, training, equipment, or something else. If your formation has no debt to the Branch, and has provided the required Finance and Property Returns, it should be able to apply. Almost all grant applications need to be processed and approved through the Queensland Branch as the legal entity of Scouting in Queensland. The only exceptions are online grants that do not offer an alternative process, but these are still approved like other grants and the copies are sent to the Office for reference.

We were pleased that 75 formations applied for *Get in the Game* grants. There were 71 applications (of up to \$10,000) for training, equipment and promotional projects, and 4 applications (for up to \$100,000) for building projects. We will know the results of these applications in December. Any successful grants will need to be acquitted in 2014.

It is important to note that all grants have a timeframe; they need to be spent on the specified purpose in a given period of time. We

are working at improving the communication channels on when grants are to be spent. We are finding that with changes of key people in Groups and campsites, sometimes this information is not being passed on. If funds are not acquitted they need to be returned to the grant authority unless an extension is granted.

Please be aware that some local government councils are linking grants and lease renewals to a Scout Group's ability to maintain the upkeep of their property, and this could require the adherence to a maintenance plan. For many obvious reasons, maintaining properties and ensuring building compliance is an important function of any formation (Scout Group, District, Region, Campsite, etc). The delegation of this responsibility to a specific individual or team is very important. The Branch Support Office has previously provided surveys and checklists to monitor the condition of our buildings but this needs to be part of an ongoing maintenance schedule/plan. More information will be available in the future.

ScoutSafe and Risk Management

Risk management is something that each of us needs to do, whether in a formal way or informally in our own minds, whenever planning and undertaking an activity. A risk assessment template (Form F31) is available in our forms section of the members' only area of the Queensland Branch website for more formal assessments. All members need to adopt safe practices and manage risks appropriately. Please look at the physical risks around the Scout den and make it part of the planning for activities and events; in an effort to provide a safe environment and mitigate risks, where possible.

As an example, some will know that I have had a keen interest in water rocketry (also called bottle rockets). It has been brought to my attention that some Scout Groups have been involved in this activity but, in my opinion, have not really considered the risks properly. As a matter of course, I always set up a live range procedure, briefing individuals on safety and ensuring everyone is in a safe position, behind the launch area. Water rockets can be dangerous if not operated safely, as can many other activities. Rather than providing guidelines on every type of activity, it is more appropriate to consider the risks associated with each activity and manage these risks accordingly.

Storm season

Now is the time to prepare for storm season; at home and at the Scout den. The "Get Ready Queensland" website (www.qld.gov.au/getready) is very helpful. For example, check that the roof is in good condition, gutters and downpipes are clear so water can drain away quickly, and trim trees and overhanging branches (be aware of overhead power lines; seek qualified assistance where necessary).

Campsites Forum

On Wednesday 30 October, we were pleased to have run a forum for Scout campsites across the state. The event was organised to establish dialogue between campsite committees and coordinators, discuss important topics, provide information and ideas, and receive feedback. The forum centred on a face-to-face gathering at the Queensland Scout Centre but we were very pleased that the

(Continued on page 15)

webinar option allowed many people from across the state to take part on line. We are encouraged by the potential of this technology for future campsite forums and for other online meetings on a range of topics. We are grateful for those who participated, and for the Branch Support Office staff who made it happen. Thank you. It is likely that future forums and workshops will take place, as the need was identified by all who took part.

Ownership and major purchases

It is important to clarify the legal status of ownership in the Queensland Branch. Legally, all property is owned by the Queensland Branch as the legal entity, although formations have the rights of use. Formations, such as Regions, Districts and Groups, are the custodians of property.

Formations that use the property (including leasehold property) and

equipment are responsible for its maintenance and insurance. The full details are described in Queensland Branch Scouting Instructions (QBSI), Section 5: Resources.

Scouts Queensland, as a not-for-profit organisation, can claim back the GST. Individual formations cannot do this. For example, a Scout Group cannot charge GST nor can it claim back GST. For major purchases (say over \$1000), a Scout Group can request that the Branch purchases the item if the Scout Group provides the Queensland Branch with the funds exclusive of GST. This enables all formations to receive the GST benefit. This applies to purchases where the Scout Group is the end purchaser. On-selling GST exclusive items, such as for a fundraiser, to the public is not allowed.

I hope this information is of assistance.

Branch Commissioner Environmental Education



Judy Seymour



Youth Program

Venturer Scout weekend camp is happening on 7th & 8th December 2013. Come and gain an Environment Tape in a great setting at Erapah Environment Centre at Victoria Point. Camp starts 9am Saturday and concludes 3.30pm Sunday. Course and catering is \$30.00 with camping at \$10.00 or bunk-house at \$15.00.

Bookings: activity.bookings@scout.qld.com.au or (07) 38700 700

BRANCH COMMISSIONER ENVIRONMENT, JUDY SEYMOURPH: 3203 4193

The new calendar for 2014 Environmental Education is out now. Book now to ensure that can have your preferred dates for next year. The environmental education team is here to assist you with your programming. If you have special requests regarding environmental education, we will endeavour to design specific programs to suit.



2014 ENVIRONMENT CALENDAR

Month	Joey Scouts	Cub Scouts	Scouts	Venturer Scouts	Leaders/Rover Scouts
February	15		22	8-9	
March	*15 # 29	1 WW	8	22-23	
April		5	*5		
May	3	*10	17	31 May-1 June	23-25
June	21	14WW			
July	19	*26 26			
August	9 *30	2 *16 23	16 30-31 Weedbust	30-31 Weedbust	
September	13				
October		11 18WW	25		
November	*8	1	15 *22	On request after exams	Rover/OP Guides 28-30

*Rocky Creek Campsite, Landsborough # – Wirraglen, Darling Downs WW – Waterwise

Deputy Chief Commissioner Special Duties



Iain Furby

dcc.specialduties@scoutsqld.com.au



"Beautiful Three Bedroom House for Sale – Two Car Accommodation."

That was an advertisement in front of a lovely house for all to see as they drove down the local street.

At first, when we begin to think about that advertisement, it seems very important to have accommodation for cars. Almost as if the most important part of a house has become the garage! One finds room for the cars first and then fit the family around them. Now, a motor car is a very useful possession in most of our families these days and some of us can find work for two cars if we have a lot of running around to do. It is, however, a great pity if a motor car, or two cars, become more important than it ought to be.

A boy at school couldn't bear for anyone else to have something he had not got. If someone else came to school with the latest iPhone, he would rush over to him and say, "Can I have a look? Oh! It is just the new model, isn't it? My Dad bought one for me the other day!" On the day when one of his classmates brought a new iPad to school which he was very proudly showing to his friends, the lad said, "We've got one of those at home!"

Needless to say, the boy was not a very popular member of the Class. In fact, it is surprising that people did not react as often as we would think. It just goes to show that human nature is pretty decent after all. But what sort of a man would he become if he kept on with that attitude to life? He was in love with things. Fortunately, as he progressed through the years at school, he learned to value people more than things and he became a very worthy member of his school community.

In the teachings of Jesus, you will find that people matter most. He was always out to help those who could not help themselves. One of the groups around the place in Jesus' day were the Pharisees – a group who were keen to see that their rules were always kept. Jesus was much more anxious to see that people were able to live free, happy lives as God intended.

This is the lesson seen in the story of two teachers who had to clear out the room of a bachelor school master colleague. He was a Biologist and he had hundreds of specimens in neatly labelled little bottles and they packed all these in boxes with great care. Then they crated his books and files of notes. At last, they were free to start on his clothes. Under his bed they found a brown paper parcel, covered with dust and reeking of mothballs. Inside it they found, roughly rolled up, his dinner suit, which he hated wearing. However, in his wardrobe, covered with a polythene cover and hanging on a coat hanger, they found his Scout shirt!

His heart was in Scouting and that made his Scout shirt more valuable than his dress suit. Scouting is not the only thing we need to put our hearts into. There are plenty of others but it is important that each of us should know what real riches we have. They might be qualities that can help other people, they may be abilities to serve God's World but there is not one of us who lacks some of the true riches – that of loving our God and putting that to use in serving not on ly him but everyone with whom we come into contact.

Activity:

Many face some challenges in providing some activities to assist them in teaching young people about their Duty to their God. What follows is one such activity and it is called The "Happy Day Prayer."

This is a Thanksgiving Prayer. For it you will need a pencil, crayons and some paper.

Draw a margin along the top and divide the space underneath into four rectangles. During the activity we are going to think about all the good things in our lives and thank God for them, so write across the top of the piece of paper "Thank you God for the good things of today."

Then, write and draw in the spaces –

- | | |
|-----------------------|---|
| In one space put | - The good things I did today |
| In another space put | - The good people I was with |
| In another space put | - The good things that happened to me today |
| In the last space put | - The Things that reminded me of God today |

Then, put it all together and thank God for the day and all its blessings!

AV2015.SCOOTS.COM.AU

AV 2015

HEAPS GOOD

Scuba Diving Bushwalking Friendships
Beaches Paintball Canoeing Caving
Live Music Sailing 4WDing Surfing
+ Heaps More

16th Australian Venture
2nd - 13th January 2015
Adelaide, South Australia

Check our website for eligibility information

SCOUTS AUSTRALIA

Region Development and Support Officer



Gill Hall

rdso@scoutsqld.com.au

Charleville Scout Group has a few very dedicated people who have enabled this Group to reopen and with the work they have put in already I have no doubt this is one Scout Group that will prosper. Joe Tully (Chairman) has been the driving force behind a lot of work at the Scout Den and also Mangalore (a wonderful campsite situated 30 minutes out of Charleville on the Warrego River).

The Scout den and the grounds were in a state of disrepair having been used as storage for mattresses and other equipment after the floods. With the help of the "Men's Shed" volunteers and Scout group members the den looks amazing. New wiring for lighting, tree lopping, buffel grass removal and resident Possum removal has created an environment any Scout would love to call their den. Joe estimates at least 500 man hours have been spent on the den and grounds.

The Scout den is situated beside a well grassed park and small lake giving the Leaders extra area to run night navigation and also boasts a native trail with all trees and plants labelled.

Mangalore campsite went completely under in the floods and has also taken roughly 500 man hours to clean and tidy up. I saw photos taken before the clean-up and it was hard to recognise it as the same place. If you need a site away from your city or town and want to give your Scouts a bush experience, Mangalore would be the perfect place to go. Google Charleville and you will find a multitude of things to do and see that can be adapted for all Sections in Scouting. From the Bilby watching, Cosmos centre, the Paroo Shire Beach (yes they took me to the beach) and a heritage trail, programming would be easy for a camp.

The Scout den is within walking distance of the Railway Station.

During my research of Charleville I came across a photo of Scouts sitting on top of a Vortex Gun (date unknown) <http://www.bonzle.com/c/a?a=pic&fn=1gte6m5e&s=3>

A rain-making experiment in 1902 involved the Stiger Vortex Guns. The experiment didn't work but some of the guns survived having found a place at the Scout den. These were donated to the council and have been erected in the local park beside the den. As with any Scout Group, being seen in the Community and with Leaders and Youth members in uniform becoming involved in Community events on a regular basis, Scouting will be promoted and new members will follow. The Leaders, Committee, Cub Scouts and Scouts were all very friendly and made my four days very enjoyable. BRAVO Charleville!



The Scout Alumni in Queensland is now ready to accept expressions of interest from adults who are former leaders, former youth members; family members of Scouts past and present; volunteers past and present and the many Australians who benefit from Scouting in their communities every day. By joining the Scout Alumni, former members will be able to stay in touch and up-to-date on what is happening in Scouting and help youth experience the excitement, challenges, and adventure that Scouting has to offer.



Our Mission is to encourage continued involvement in the Movement and promote the ideals of Scouting.

We Aim to create a group of community advocates for the Association and other scouting organisations by renewing and strengthening friendship between present & former members of the Scout movement inclusive of all age groups, culture and demographics.

Our Goals are to keep in touch with former members and supports; recognise the achievement of Alumni members; employers of youth members; foster formation of Alumni patrols/troops in local communities throughout the state; provide social opportunities for members to get together at state-wide as well as regional events; assist with the history of the Association;

Interested?

We are presently calling for expressions of interest for members of the Alumni. You may register your interest by completing the online form <http://bit.ly/scoutsalumniqld> or mailing your contact details to:

Scout Alumni—PO Box 520, Toowong Qld 4066

Questions? E-mail alumni@scoutsqld.com.au

Branch Commissioner International



Paul Rollason

bc.international@qldhq.scouts.com.au



Scouting is a worldwide Movement with over 30 million Scouts in 160 countries. International Scouting is aimed at creating an understanding of other cultures as well as promoting peace and tolerance through our common understanding of the Scouting Aims and Principles.

International Scouting involves relationships with other National Scouting Organisations (NSO's) around the world. The relationships involve international events and projects, the Scouts International Student Exchange Program (SISEP), Jamboree of the Air/Jamboree of the Internet (JOTA/JOTI), and the International Pen Pal Program. International Scouting is also about developing Scout's awareness of their place within the worldwide movement.

"When you join a Patrol you become part of a worldwide brotherhood in which every member has promised to keep the Scout Law. Because of this it doesn't matter if they speak different languages, are of different colours or hold different religious beliefs. When you meet Scouts at large gatherings, remember that they are your brothers and show by your actions that you regard them as friends."

- Lord Robert Baden-Powell, Founder of Scouting

Jamboree of the Air and Jamboree of the Internet Camp – International Base

On the weekend of the 19-21st October, Queensland Branch Youth Activities Team held a camp for JOTA and JOTI at BP Park at Samford.



JOTA/JOTI is where Scouts and Guides all over the world speak to each other by means of amateur radio contacts either over the radio or via the Internet. Scouting experiences are exchanged and ideas are shared via radio waves or the net. About 500,000 Scouts and Guides "got together" over this weekend for the annual JOTA/JOTI.

The Activities Team organised a 2 day camp for some 165 youth members at BP Park where participants rotated through several different bases including, abseiling, radio bases (JOTA), internet base (JOTI), canoeing, swimming, screen printing, heritage and of course an international base. Of course this is where the International Team got involved.

Participants at our base got to learn about Scouting on an international level and they were exposed to some



statistics in a general interactive informative session. Following this we asked how they could become involved in International Scouting. Some of their responses were quite in-depth but generally they really had no idea; nor did their leaders. Most were surprised that they could do international Scouting without leaving home. Activity ideas were discussed followed by an International Activity where the kids had to link the country name with the flag from that country and then to the law and Promise from that particular country. The youth members did very well figuring out the puzzle.

Then it was time for some fun activities to blow off some energy. The group were broken down into smaller teams and had to work with different members. It was explained that everyone was family and had to work as a team. It was then time for the Sumo Suit Challenge. Firstly participants had to use chop sticks to pick out blue grains of rice before they donned their sumo suits and ran the obstacle course in relay with fellow team members assisting them through the course. Fun was had by everyone including the very enthusiastic leaders who also had a go at the suits. Youth members thought this was amazing.

All in all it was a great day and we hope more attend this activity next year.

Paul Rollason—Branch Commissioner International

International Team Conference 2013 Canberra – 2nd – 4th August 2013

On the weekend of 2nd to 4th August 2013, I represented Queensland at the International Team Conference in Canberra at Camp Cottermouth. The weekend had a very full Agenda of topics to discuss and was a real eye opener as there is much more happening with International Scouting than I was aware of. The weekend was also an opportunity for me to finally meet the SISEP National Coordinator as well as other coordinators from other branches. The Conference started off with a function at the Indonesian Embassy on Friday night. This was to help foster closer ties with Indonesia as well as an appreciation to Australian Scouting for supporting Indonesian Scouts to the recent Australian Jamboree. Cultural presentations were given to allow us a greater appreciation of Indonesia and its culture.



(Continued from page 18)

The new National President, Professor John Pearn AO RFD, was introduced, followed by various presentations, speeches and dinner.

On Saturday, we listened to the Strategy that Scouts Australia wants to follow then reports from the various Branches, Projects and Contingents. It was very interesting listening to all these reports and seeing what others are doing with International Scouting. The amount of International activities that our Youth Members and Leaders can participate in is phenomenal. There are also more opportunities being developed, especially for Rovers interested in doing a gap year overseas. We heard about "Messengers of Peace". This is a program that any Group can participate in whether that is locally or an overseas project, then sharing the story through the dedicated website.



Saturday night saw us attend the Sri Lankan High Commission for a function hosted by the High Commissioner who also used to be a Scout when he was much younger – and showed us photos. We had a Venturer talk on her experience at the Sri Lankan National Jamboree which made everyone envious of her experience. It just goes to show you that some of the smaller Contingents that Australia sends can have fantastic experiences. You don't need to join the big popular events such as World Jamborees or New Zealand Venture or World Moots. She was later presented with her International Explorers Award.

Sunday saw the conclusion of reports including reports on the upcoming World Jamboree in Japan, the Contingents to BSA National Jamboree, Norwegian Jamboree and the New Zealand Venture.



One of the main things I got out of the Conference was the idea of encouraging those Youth Members who have attended International Events to help their respective Branch International Teams to promote future International Events. It is also a good idea to write a report along with photos in order to spread the word and these can also be put into Encompass.

For SISEP, we discussed how we can improve the process and experience, and we are also investigating adding Indonesia as a destination. Feedback on this idea would be appreciated.



For Pen Pals, some good ideas were discussed as to ways the

younger sections can get involved and make it more fun and interesting. These will be passed on to our Qld Coordinator.

JOTA/JOTI was also discussed and plans are well underway for this year's event. Our Qld Coordinator is certainly looking at ways to enhance the experience.

Host Corps was also discussed and looking at ways to help visitors visiting our shores. Noted that more notice would help from visitors to allow arrangements to be made that are suitable as well as checks to ensure validity.

Since participating at the Conference, I would like to encourage all sections from all Groups in Queensland Branch to look at participating in International Scouting in some form or other, whether as a programmed night, Messenger of Peace activity, JOTA/JOTI, Pen Pal program, Exchange program, Hosting or joining a Contingent.



Scott Edwards— SISEP Coordinator - Qld

AKELA 2014

Cub Scout and Brownie leaders will come together in the summer of 2014 (02.-06. august) in **Westernhohe** for an international camp. Leaders of both genders are invited by the German Scout and Guide associations to discuss the following topics: What activities do you do during your weekly meetings? What issues are important to children and group leaders in other countries and cultures?



This camp is a fantastic opportunity to make friends, gain new contacts and develop fresh ideas for your weekly meetings as well as to present your activities with this age section in Germany. And perhaps you will also feel like planning an international exchange with children.

Save the date in your calendar! And if you have international contacts, promote the event and invite your friends to the camp.

The online camp registration will start at 15. June 2013.

<http://www.akela2014.de/index.php?id=240&L=1>

The International Explorer Award

The award is a belt and buckle that can be worn in place of the uniform belt. This award can be earned by any registered member of Scouts Australia who travels to an



Officially recognized International Scouting event overseas and participates in two of the following activities:

1. Service (minimum 4 hours)
2. Camping (minimum 1 night)
3. Training (minimum 1 complete day)
4. Attend at least three meetings (minimum 3 hours)

Upon return from overseas, the candidate is required to complete at least 3 reports or presentations.

(Continued on page 20)

23rd World Scout Jamboree 2015 Japan

The Jamboree will be located on Kirarahama or Kirara Beach in Yamaguchi Prefecture. The Japanese word "kirara" means mica: Kirara Beach offers a beautiful landscape in front of which the Seto Inland Sea glitters in the sunlight just like mica.

APPLICATIONS

Online Registrations are now open on the AP-PLY NOW page of the website. Follow the link and be sure to select 23rd World Scout Jamboree from the menu. <http://www.wsj2015.scouts.com.au>

All youth members that will be aged between 14 and 18 are eligible to attend (i.e. born between 9 August 1997 and 27 July 2001 inclusive)

Adult members are eligible for selection as a Line Leader or as a member of the International Service Team (IST). If you are eligible to attend and would like to be kept informed of the latest information as it becomes available, please send an email to wjcontingentleader@scouts.com.au with your Name, Scout Group and *Contact Details*.

SISEP - Scout International Student Exchange Program

The time is now drawing near when Qld's two Venturers will be heading off to Denmark on the afternoon of 24th November and then away for 8 weeks. They will be leaving their Families for their Host Danish Families for a cultural experience of a lifetime. They will get to experience School for a short time, Scouting activities during a northern winter, extended Christmas Festivities including a white Christmas and New Year, then to cap it all off, a week in London with all the other Exchangees.

If the above sound like a great experience, you or someone you know could also experience it!! Applications for 2014/15 are now open and interested Venturers have until 31st March 2014 to lodge their Expression of Interest Forms with me. The sooner this is done, the sooner you can fundraise and the easier it is to put money aside for this great experience.

Interested Venturers who want to participate in the Scout International Exchange Program for 2014/15, must be a Venturer and do not turn 18 until after January 2015. All the Venturers who have participated agree that it is the best time and experience and well worth the effort – Applications for 2014/15 close 31st March 2014.

Early in the new year (February), I will be required to provide names of interested Families to Host SISEP Exchangees from the UK and Denmark (also possibly Japan) for a 6-7 week period usually from the end of June till early August. If interested or want more information, please contact me ASAP.

For more information on the Program both as a potential Exchangee or Host Family, please email me at sisep@qldhq.scouts.com.au I will then send you more information and Expression of Interest Forms.

Please also email others in your Venturer Unit/Group the Encompass magazine so they can see this information.

For more information on the Program both as a potential Exchangee or Host Family, please email sisep@qldhq.scouts.com.au you will be sent more information and Expression of Interest Forms. Hope to hear from you soon.

Youth Program Support Branch Advisor Scott Edwards (International) – SISEP Coordinator - Qld – Scout International Student Exchange Program)

sisep@qldhq.scouts.com.au

Host Families and Host Corp Team

ba.internationalhost@qldhq.scouts.com.au

Pen Pals Required

For more details or to register now for the pen pal program contact **International Pen-Pal Program – Susan Rogers Queensland Coordinator** at penpals@qldhq.scouts.com.au

See the exciting events we have in the Asia-Pacific Region.

2013

20th New Zealand Jamboree—28th Dec-5th January 2014

Venue: Fielding North Island New Zealand

December 2013 **4th National jamboree** – Brunei

2014

William I Koch International Sea Scout Cup—22nd-28th June 2014

Long Beach, California, USA

Akela 2014—2nd-6th August 2014—Westernoh, Germany

World Scout Youth Forum—4th -7th August—Slovenia

World Scout Conference—11th -15th August 2014—Slovenia

2015

ANZAC Centenary Celebrations—Turkey

23rd World Scout Jamboree—July – August 2015

Kirara-hama, Japan

2016

New Zealand Venture

2017

15th World scout Moot—Iceland

2019

24th World Scout Jamboree—North America (Canada,USA,Mexico)

In Closing

Being part of a world-wide brother and sisterhood is really exciting. You don't have to leave Australia to feel part of it. You can participate in international Scouting right here at home! There are plenty of options, and here are just a few ideas:

SISEP (Scout International Student Exchange Program) – Scott Edwards SISEP Coordinator Queensland sisep@qldhq.scouts.com.au

Host families and Host Corp Team-

Sandra Hemming ,Queensland Coordinator

ba.internationalhost@qldhq.scouts.com.au

JOTA & JOTI – Albert Shelley- Queensland Coordinator jota@qldhq.scouts.com.au

International Pen-Pal Program –Susan Rogers Queensland Coordinator penpals@qldhq.scouts.com.au

Hands Across The Water Program (Joey Scouts) penpals@qldhq.scouts.com.au

If you would like to know more about what is happening internationally in Scouting or would like to participate in an overseas event, visit Scouts Australia's Website at www.international.scouts.com.au and it will open up many more links for you to explore? If you have International stories and pictures to share , or require further International information please contact Paul Rollason, BC International, via Branch or E-Mail bc.international@qldhq.scouts.com.au or visit the Queensland website at www.scoutsqld.com.au and click on "Events" and then "International".

What are you waiting for???? **GET INVOLVED NOW and ENJOY.**



Marketing and Promotions



follow us on twitter
[@ScoutsQLD](#)



like us on facebook
[Scouts Queensland](#)

Jump onto Facebook and Twitter to find out all the latest news and happenings. We'd love to know what is happening in your neck of the woods. Please email lysa.dugandzic@scoutsqld.com.au or phone 3721 5712.

New Promotional Items



Car stickers large (die cut) and small (rectangular) are now available from the Scout Supply Centre and via the Promotional Order Form A64. They are \$3.50 for the large stickers and \$1.00 for the smaller ones.



Magnets are available on the promotional order form for 50c.

Business cards can be ordered via the member's area of the web site under "Business Card Order Form." They cost \$80 for 250 and can be delivered to you. You can now update all the details relevant for your Scout Group including address. These cannot be charged to formations.



New Promotional Hire Items

Why not hire our new balloon pump (air) for inflating scout balloons at your next event for \$10? (needs to be collected and returned to Branch) Use A64 form.



Rex is now available for hire at \$50. He must be with a minder at all times and comes with a safe usage document. There is a waiver form that needs to be signed by the mascot wearer and the minder prior to hire. (needs to be collected and returned to Branch) Use A64 form.



Calling out for a team of volunteers to 'man' Rex or be his minder at upcoming Scouting and / or public events. Email marketing@scoutsqld.com.au

McHappy Day in November

On Saturday 9th of November, scouts will once again join with McDonalds to raise money for McHappy Day. It would be great to see lots of scouts visit a McDonalds on 9th of November and make a donation on this most worthy day! Badges will be distributed after the event.



Fly The Flag in December

With festive activities in the air, why not think of a unique way to fly the flag in your group? Maybe replace the Christmas tree star with the world scout flag! Send in your photos to share with everyone.



SIGN ON WEEKEND—8th and 9th February REGISTER NOW!!

In February each year we hold a 'sign on weekend' for Groups around Queensland. (This is similar to sign on days organised by sporting clubs.)

Corflute signs, press releases and advertising will go a long way to tell people in the community about your day/s. You may even wish to print a letterbox **flyer** for distribution by members in their local neighborhood.

There will be a kit of resources available on the web site for you to use including:

- draft advertisement for a local paper or poster
- draft school newsletter advertisement
- draft editorial for local newspapers (make sure you submit a photo with the story)
- draft flyer for distribution in letterboxes
- custom made corflute signs will be available for purchase at \$40 through Branch with additional signs at \$30

Things that will assist in the success of your day/s:

Get as much exposure as you can prior to the day - multiple newspaper articles with photos, advertising posters where ever you can - library, shops, doctors, vet, OHSC facilities, school newsletter. Try and get a local radio interview. Get a list of local schools and email an advertisement for the newsletter.

Organise a special guest to come along on the day (maybe a MP), invite the local paper and photographer from the local paper to come along, invite the local radio station, have a free BBQ and games, get a team of volunteers from your Group to be available on the day/s to give testimonials of their scouting experience, have plenty of brochures and promotional items, have information on uniforms and fees available, have a photo display or electronic photo display.

TO REGISTER: click PROMOTIONS on the front page of the Scouts Queensland web site. Choose FEBRUARY 2014 State Sign On.

Branch Commissioner Youth Activities



Kerry Tully

bc.youthactivity@qldhq.scouts.com.au



2013 JOTA-JOTI – YOUTH ACTIVITY TEAM CAMP

Proudly presented by the Qld Branch Youth Activities Team

Once again this year, our JOTA-JOTI camp was held at BP Park. With over 200 members of the scouting family present on the weekend of 18-20 October, this was our biggest turn-out yet. We are very thankful to all who attended, but special mention must go to the Branch Abseiling Team, Heritage Team, International Team, team of radio operators, and Gumdale Scout Group for running bases across the weekend in support of our team. Without the efforts of these wonderful scouting people, our camp would not have been the magnificent event it turned out to be, and from the feedback received so far, a very valuable experience for all involved.

We would like to congratulate the Burleigh Venturer Scouts for winning the Master Chef Cuisine Event, the Burpengary Scouts for winning the gateway challenge, and the Birkdale Scouts for winning the graffiti art banner competition. Congratulations to all of you present for your participation and efforts throughout the weekend, and for living by the scout law.



Geocaching, canoeing, the radios and internet were all big hits over the course of the weekend. This was despite us having some internet dramas on the Saturday. We communicated with scouting members from 23 countries via the internet as well as almost every state and 3 countries via the radios. The campfire was a terrific showcase of difference and similarity shared by the scouting fraternity throughout the world. We are very proud of all involved through your promotion of this year's overriding theme: Let's Share. There didn't appear to be a single member present who didn't share a song, skit or similar item at the campfire. Congratulations to you all! We can't wait for the next time we see you at one of our camps.

2013 - "THE ELEMENTS" YAT CAMP

With only weeks before our final themed camp of 2013, don't miss out on your chance to get back to basics with the elements of our world. You will be inspired by what we do with just the basics. Our program includes berg buggies, water rockets, canoeing & pool activities, abseiling and rock climbing, indigenous cultural activities, bush cooking, construction, heritage, craft, and screen printing. For more information about this camp, please contact BC Kerry Tully on the above email address

MESSENGERS OF PEACE

Have you or your Scout group been involved in something that has helped to *Create A Better World* within your local community?

If you have, you're a *Messenger of Peace*, and I would love to hear from you! As a part of my Baden-Powell Scout Award (like the Queen's Scout, but for Rovers), I am helping to collect short inspirational stories about members of the Scouting community doing things within their community. It's part of the *Messengers of Peace* initiative, launched internationally by the World Organisation of the Scouting Movement (WOSM) and it aims to promote creating a better world globally by acting locally.



If something you have done has helped to create a better world for at least one person, it can be classified as a Messenger of Peace project. Projects can be absolutely anything, from something as small as helping to pick up rubbish at your local beach, to something bigger like volunteering overseas.

Would you like to be able to share your stories with Scouts from around the world? Write a short article and upload it to the Messengers of Peace Online Platform. Those who have participated in a Messengers of Peace Project and uploaded it to the platform are able to apply to purchase a scarf. If you are interested in finding out more information about sharing your story with the greater Scouting Community, please contact Lizz Affleck at mop@scouts.com.au. Interested in what other Scouts are up to internationally? Check out the Messenger of Peace platform online at <http://scoutmessengers.org/en/welcome/front>

Lizz Affleck.—Messengers of Peace,
Scouts Australia.—mop@scouts.com.au

56th JOTA 17th JOTI WEEKEND

DID WE SHARE – YES WE DID.

2013 JOTA/JOTI is over for another year. The numbers provided in this report have been obtained from the Scout shop JOTA/JOTI badge sales. This year 1899 badges have been sold with a further 217 on back order. I understand that a number of groups have not ordered badges and estimate these numbers to be about an additional 100 attendees giving an estimated total of about 2216 attendees. The numbers indicate that 26 Groups, Districts or Regions purchased badges. These numbers do not include any Guide groups that participated. A number of groups participated at District or Region Camps. Moreton region had 350 youth members plus leaders attend the JOTA/JOTI camp at Allawah. From the JOTA/JOTI international web site <https://www.jotajoti.org> eleven VK4 (Queensland) amateur radio stations registered and participated in JOTA. I know of a number of stations that were operating in Queensland that did not register. This year's JOTA/JOTI participation has increased by 37 percent from 2012. This is a great result and as one of the largest annual international event on the Scouting Calendar I will continue to promote this in the coming years.

From all accounts everyone that attended each camp enjoyed the weekend and made lots of contacts both within Australia and overseas on either the radios with JOTA or on computers with JOTI. For some of the larger camps the limited number of Amateur Radio Operators made it difficult for all attendees to have time on the radio systems.

To further grow JOTA/JOTI I actively encourage interested leaders and youth members to obtain Amateur radio qualifications. A number of courses are run around the state by the Amateur radio clubs for interested individuals. The Wireless Institute of Australia (WIA) website is a handy location for contact details of the radio clubs in Qld. The link is wia.org.au/clubs/vk4. Over the coming year I will be following this theme and looking at further developing Radio Scouting within the Queensland Branch.

Date claimer for your 2014 calendar. JOTA/JOTI 18th 19th October 2014.

Until next month

Albert Shelley (VK4POW) Queensland Coordinator JOTA & JOTI

SCOUT WIKI

Be Prepared for New Adventure as Scouts Australia moves to the next stage in its digital strategy, launching a new **Scout Wiki** on **Scout Central**, to harvest and share over 100 years of collective Leader experience.

A wiki, derived from the Hawaiian word meaning 'fast' or 'quick', is a web application which allows people to add, modify, or delete content in a collaboration with others. The **Scout Wiki** has been created to engage Scouts Australia's members, encouraging them to share their Scouting knowledge by contributing to a valuable Scout community resource.

With information spanning across everything related to Scouting, from how to toast a marshmallow to tips on running or operating at a Jamboree, this **Scout Wiki** will become a valuable reference resource as well as an important collaborative capture of the experience and knowledge of all our talented Leaders. This tool will help generations of Scouting members, both now and in the future, to better understand Scouting.

The **Scout Wiki** located in Scout Central or at <http://wiki.scouts.com.au>, already contains some core information on the different elements of Scouting. There are however still many sections which have purposely been left blank to encourage Leaders and members to jump in and complete them. These links have been highlighted in red. There are also endless opportunities to edit current or create new links, sub headings and sections.

So become part of the Scouting Digital Revolution today. Start contributing to the **Scout Wiki** located on **Scout Central** now!

Scout Wiki: <http://wiki.scouts.com.au>



Training calendar

Dates are subject to change throughout the year

Course #	Venue	Start Date	End Date	Closing date
Cub Scout Skills Training 1 (e-Learning Practical Weekend)				
5101316	Tarmaroo Campsite (Bluewater)	23-Nov-13 (Sat)	24-Nov-13 (Sun)	8-Nov-13 (Fri)
5101314	Baden-Powell Park	7-Dec-13 (Sat)	8-Dec-13 (Sun)	22-Nov-13 (Fri)
5101401	Baden-Powell Park	18-Jan-14 (Sat)	19-Jan-14 (Sun)	20-Dec-13 (Fri)
Joey Scout Skills Training 1 (e-Learning Practical Weekend)				
5001317	Tarmaroo Campsite (Bluewater)	23-Nov-13 (Sat)	24-Nov-13 (Sun)	8-Nov-13 (Fri)
5001315	Baden-Powell Park	7-Dec-13 (Sat)	8-Dec-13 (Sun)	22-Nov-13 (Fri)
5001401	Baden-Powell Park	18-Jan-14 (Sat)	19-Jan-14 (Sun)	20-Dec-13 (Fri)
Leadership Training 3 (e-Learning Practical Weekend)				
4491320	Kennedy Region	23-Nov-13 (Sat)	23-Nov-13 (Sat)	8-Nov-13 (Fri)
4491318	Baden-Powell Park	7-Dec-13 (Sat)	8-Dec-13 (Sun)	15-Nov-13 (Fri)
4491401	Baden-Powell Park	18-Jan-14 (Sat)	19-Jan-14 (Sun)	20-Dec-13 (Fri)
LOA Skills Training 1 (e-Learning Practical Weekend)				
5501316	Tarmaroo Campsite (Bluewater)	23-Nov-13 (Sat)	24-Nov-13 (Sun)	8-Nov-13 (Fri)
5501314	Baden-Powell Park	7-Dec-13 (Sat)	8-Dec-13 (Sun)	22-Nov-13 (Fri)
5501401	Baden-Powell Park	18-Jan-14 (Sat)	19-Jan-14 (Sun)	20-Dec-13 (Fri)
Scout Skills Training 1 (e-Learning Practical Weekend)				
5201316	Tarmaroo Campsite (Bluewater)	23-Nov-13 (Sat)	24-Nov-13 (Sun)	8-Nov-13 (Fri)
5201314	Baden-Powell Park	7-Dec-13 (Sat)	8-Dec-13 (Sun)	22-Nov-13 (Fri)
5201401	Baden-Powell Park	18-Jan-14 (Sat)	19-Jan-14 (Sun)	20-Dec-13 (Fri)
SISO - Common Core Part A				
7421303	Far North Region	6-Dec-13 (Fri)	8-Dec-13 (Sun)	15-Nov-13 (Fri)
SISO - Common Core Part B				
7751303	Far North Region	6-Dec-13 (Fri)	8-Dec-13 (Sun)	15-Nov-13 (Fri)
Venturer Scout Skills Training 1 (e-Learning Practical Weekend)				
5301317	Tarmaroo Campsite (Bluewater)	23-Nov-13 (Sat)	24-Nov-13 (Sun)	8-Nov-13 (Fri)
5301315	Baden-Powell Park	7-Dec-13 (Sat)	8-Dec-13 (Sun)	22-Nov-13 (Fri)
5301401	Baden-Powell Park	18-Jan-14 (Sat)	19-Jan-14 (Sun)	20-Dec-13 (Fri)



YEARS OF SERVICE RECOGNISED

Deputy Chief Commissioner (Adult Training and Development) Jean Clifford, was recognized for her years of service to the Scouting Association with her 40 year Service decoration.

Jean was presented this Long Service Certificate and Badge by Chief Commissioner Kirsty Brown. OAM at the recent Branch Council.



CONGRATULATIONS WOOD-BADGE

Pleased to announce the awarding of the Wood badge to the following Members.

Norman Holliman
Linda Jones
Carol Harris
Christopher Morley
Kellie Turnbull-Milton
Paul Bennett
Tim Grinter
Michael Luetchford
Glenys Nuss
Michelle Meidecke
Lorraine McNab
Susan Harris
Anthony Summers
Jeffrey Douglas
Lester Reichle

Christopher Johnson
Carolyn Lakeman
Margaret Munro
Scott Kydd
Mark Krebs
Geoffrey Hunt
Josh D'Arcy
Gordon Johnston
Lee Cripps
Bradley Scott
Tristan Watson
David Freeman
Scott Neill
Bradley Field
Grant Wood

Kevin Moloney
Janet Cheong
Doug Wood
Trevor Younghusband
Mark Kerwin
Kerri Borger
Andrew Wheatland
Troy Richardson
Scott Goudie
Geoff Sinclair
Michael Grant
Matthew Holmes
Astrid Vis-In't Groen
Joanne Neeland
Nicole McWhinney

James Hanlon
Marshall Holmes
Janet Brown
Jenelle Twyford
Sallyann Carlile
Leanne McLeod
Christine Johnston
Denis Reedy
Peter Locke
Kevin Huggins
David Hedemann
Amanda Digweed
Glen Raisbeck
David Sheehan
Huw Samuel

Administration matters

UNKNOWN BLUE CARDS RECEIVED

We have received Blue Card information from the Commission for the following people, however there is no record of their involvement with Scouting as a Member or an Adult Helper. If any of the people listed below are attached to your Formation please contact the Membership Support Officer immediately on 3721 5733 or membership@scoutsqld.com.au. Failure to determine where these people are attached to will result in advice to the Commission of their non involvement with Scouting in Queensland.



commission for
children and young people
and child guardian

Todd Ashby	Carol Cann
Patricia Harvey	Richard Thompson
Antony Grainger	Neil Smith
Anne-Marie Kindley	
Kylie Pilcher	
Katherine Waller	

CHARTERED FORMATIONS

The following Formations have become Chartered or rechartered during the month:

Camp Cooroora Scout Fellowship
Mount Cotton Scout Group
Rowallan Park Fellowship
Banksia Scout Group
Boondall Scout Group
Bracken Ridge Scout Group
Cooroy Scout Group
Drayton Scout Group
Shailer Park Scout Group
Woombye Scout Group
Wynnum Scout Group
Kennedy Region



NEW SCOUT.ORG WEBSITE

The permanent online Jamboree was launched on scout.org. Within 72 hours of the site being launched, there were over 36,000 unique visitors and the numbers are increasing by the minute. Scouts from all over the world are creating profiles, posting their stories and sharing those of others.

The site was redesigned to catering for a more social experience. Leveraging on the millions of Scouts around the world you can ask for tips, or a specific issue. The chances are that a fellow Scout will know the answer.

Scout.org includes an "Ask"-section, where you can post your question.



Visit Scout.org to sign up

POLICY AND RULES 2013 AVAILABLE NOW

Policy and Rules has been adopted by the National Council of the Scout Association of Australia as a statement of policy and practice for the conduct of Scouting in Australia. It is binding on all formations, Members and supporters of the Movement. Available in hard copy from the Scout Supply Centre



Policy and
Rules 2013

6th Edition



APPROVED EVENT BADGES FOR UNIFORM

Name of Badge	Date approved	Date to be removed
Maroon Name Tapes		1 April 2014
Joey Scout Jaunt Badge	3 August 2013	3 November 2013
Scouts in Action Week Badge	19 August 2013	19 November 2013
JOTA/JOTI Badge	19 October 2013	19 January 2014
WAM Badge	1 November 2013	31 January 2014



We have a limited number of the 2013 Fundraising Directory available. If you would like a copy please email marketing@scoutsqld.com.au



Youth Awards



JOEY SCOUT PROMISE CHALLENGE

Jackson Gaske	Lawnton Scout Group
Mitchel Dewhirst	Parkwood Heights Scout Group
Luke Ramsbotham	Parkwood Heights Scout Group
Jordan Preston	The Gap Scout Group
Koen McHenry	Caboolture Scout Group
Matthew Neilson	Pimlico Mundingburra Scout Group
Daniel Tatzenko	Wahminda Park Scout Group
Kate Carroll-Walden	Wahminda Park Scout Group
Dominic Carter	Sandgate Scout Group
Jessica Krebs	Morningside Scout Group
Olivia Krebs	Morningside Scout Group
James Morris	Morningside Scout Group
Joshua Santilli	Morningside Scout Group
Liam Scheibler	Albany Creek Scout Group
Samuel Geutjes	Albany Creek Scout Group
Broden Pucci	Albany Creek Scout Group
Jake Williams	Moranbah Scout Group
Malcolm Way	Redbank Plains Scout Group
Arthur Conlan	Lawnton Scout Group
Saxon Law	Maroochydore Scout Group
Brianna Cackett	Maroochydore Scout Group
Sean Geraghty	Victor Scout Group
William Collard	Victor Scout Group
Nicole Catton	Victor Scout Group
Matthew Kitchen	Clifton Hill Scout Group
Kieran Van Acker	Clifton Hill Scout Group
Ross McDonald	Burleigh Heads Scout Group
Noah Blattman	Narangba Scout Group
Finnbar Redmond	Birkdale Scout Group
Zachary Hubbard	Birkdale Scout Group
Craig Sparrow	Birkdale Scout Group
Wil Bancroft	Birkdale Scout Group



CUB SCOUT GREY WOLF AWARD

Charlie Dawson	Richlands Scout Group
Connor McLaughlin	Richlands Scout Group
Nicholas Hatton	Rosewood Scout Group
Matilda Newman	Queens Park Ipswich Scout Group
Colt Sykes	Glenore Grove Scout group
George Chadwick	Glenore Grove Scout group
Charlotte Palmer	Glenore Grove Scout group
Alyssa perkins	Glenore Grove Scout group
Luke Cowan	Beenleigh Scout Group
Lewis Jenkinson	Highfields Scout Group
Java Terry	Moggill Scout Group
James Kay	The Gap Scout Group
Joshua West	Rosedale Scout Group
Elijah Denny	Camira Scout Group
Samuel Davies	Camira Scout Group



CUB SCOUT GREY WOLF AWARD

Lachlan Holter	Camira Scout Group
Todd Markham	Bardon Scout Group
Gabrielle Kennett	Manly-Lota Scout Group
Jackson Eiby	Maroochydore Scout Group
Chloe Watt	Burleigh Heads Scout Group
Thomas McMillan	Burleigh Heads Scout Group
Rachael McClintock	Bowen Scout Group
Kimberley Kruse	Bowen Scout Group
Brendan Anderson	Sarina Scout Group
David Brember	Ashmore Scout Group
Rhett Muller	North Ipswich Scout Group
Holly Nansen	North Ipswich Scout Group
Abbey Hardiker	North Ipswich Scout Group
Aidan Berry	Burpengary Scout Group
Angus Masters	Burpengary Scout Group
Liam Johnson	Grovely Scout Group
Emma Chipperfield	Grovely Scout Group
Georgia Cullen	Oyster Point Scout Group
Tegan Young	Oyster Point Scout Group
Richard Griffith	Oyster Point Scout Group
Jamie Crockett	Rosedale Scout Group



BADEN POWELL SCOUT AWARD

Shaun Sandilands	Taringa Milton Toowong Scout Group
Christine Nuss	Marsden Scout Group

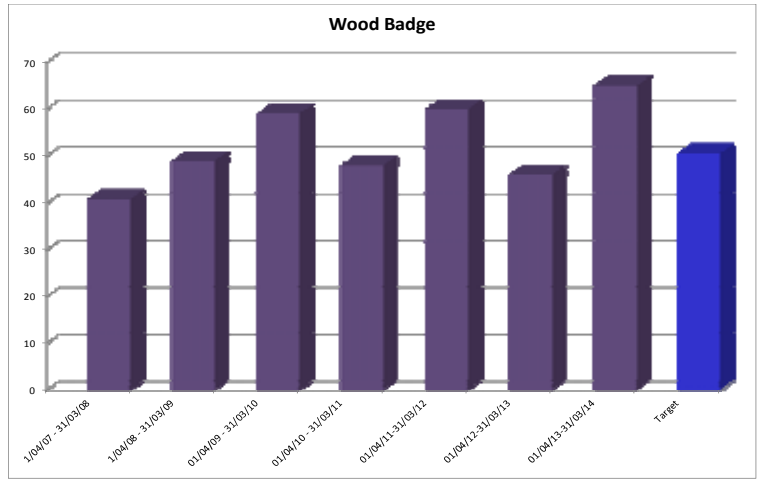
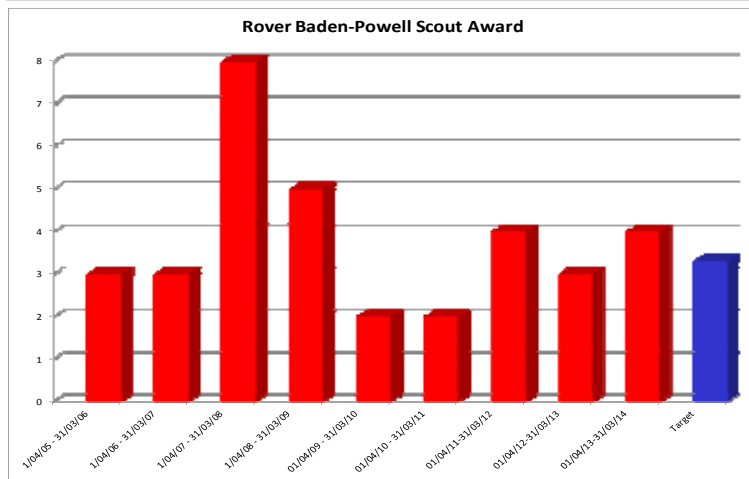
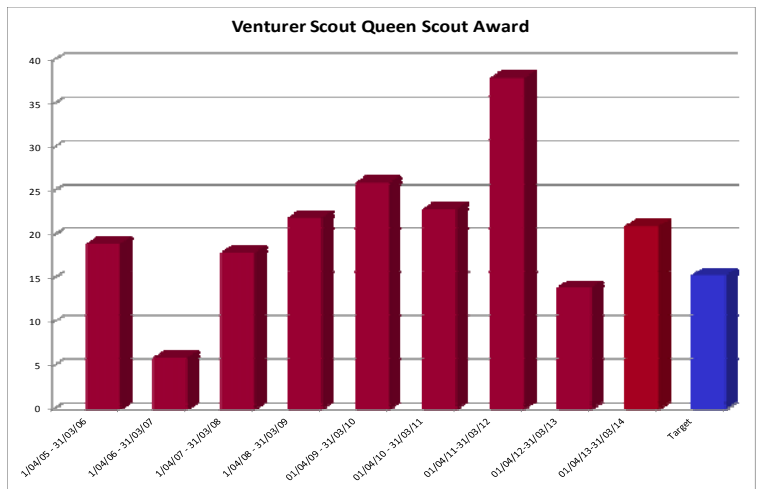
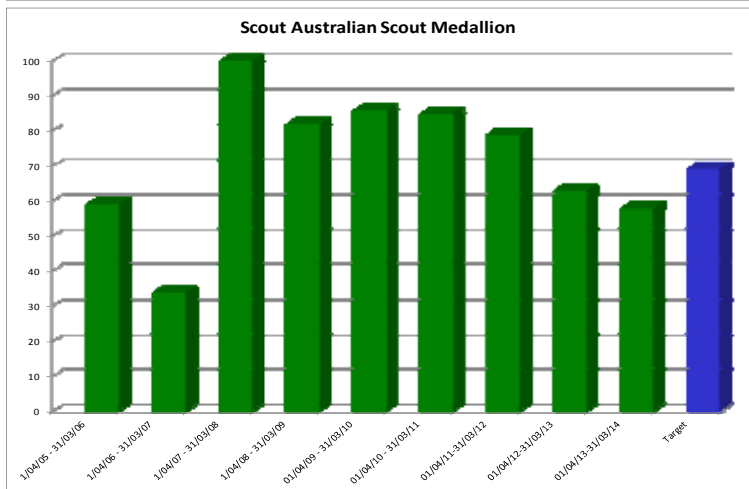
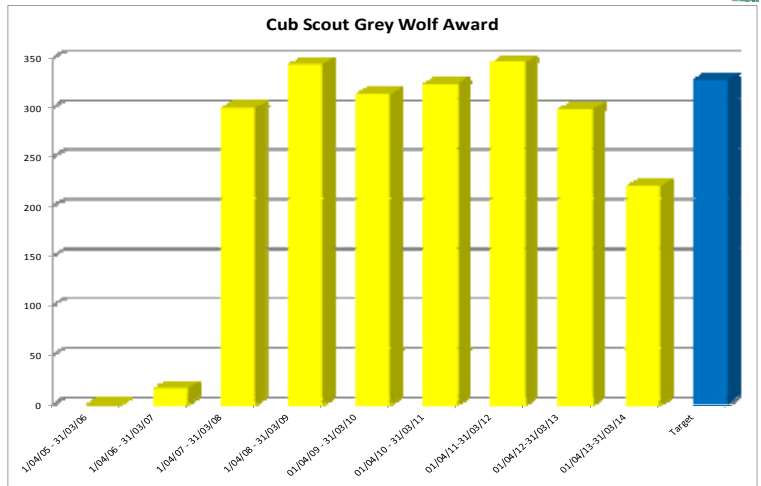
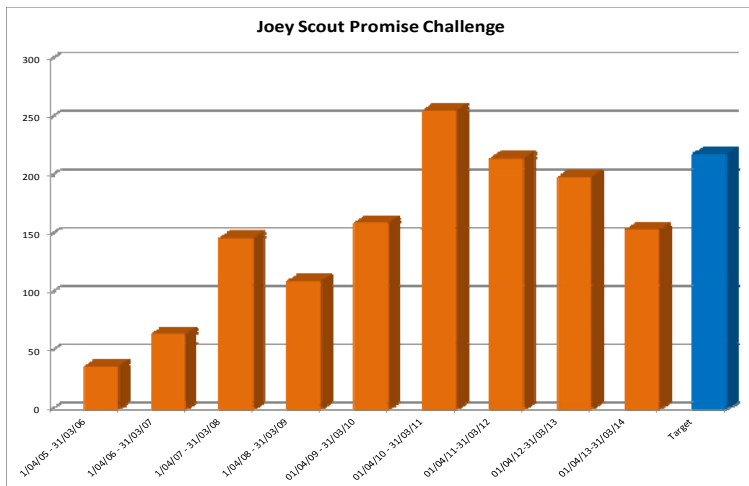


Branch Support Office Christmas closure period



Please note that The Scout Association of Australia, Queensland Branch Inc office and Scout Supply Centre (Branch Support Office, 32 Dixon Street, Auchenflower) will close at
11am on Friday 20 December 2013.

Friday 20 December 2013	Close at 11am
Monday 23 December 2013	Closed
Tuesday 24 December 2013	Closed
Wednesday 25 December 2013	Closed—Christmas Day
Thursday 26 December 2013	Closed—Boxing Day
Friday 27 December 2013	Closed
Monday 30 December 2013	Closed
Tuesday 31 December 2013	Closed
Wednesday 1 January 2014	Closed—New Years Day
Thursday 2 January 2014	Open



PATHWAY TO RESPONSIBILITY

A reflection provided by Alan Welburn , Editor at News Queensland

There is something quite special about the way Scouts interact with one another. The older Scouts welcome the new as if they have been part of the fabric forever. The new learn from the enthusiastic teaching and encouragement of their peers and feel comfortable despite their obvious inexperience.

The Leaders tend to their flock as if the Scouts were their own, though in some cases this is true. Yet they allow the younger ones to find their feet, to make an error and unlock the solution. In many ways it is about empowerment, offering a pathway to responsibility without browbeating and personal development.

It is all good to see. It is part of what makes Scouting, well Scouting.

Program ideas

Youth Program



ENVIRONMENT CHALLENGE

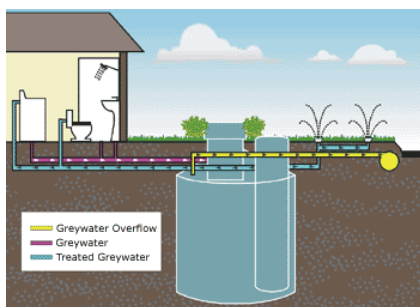
The whole Joey Scout Mob participates in four simple environment tasks to help develop an appreciation and respect for the natural environment and a sense of responsibility towards it.

The tasks may include activities such as;

- Learning about native birds and animals, learning about native plants, collecting seeds and planting the seedlings,
- Learning about conservation and identifying weeds and pests
- Recycling and re-using, and cleaning up litter
- Participating in an environmental activity such as 'Clean up Australia Day' or 'Murray Darling Rescue'.

CREATE YOUR OWN GREYWATER RECYCLING SYSTEM

The simplest and cheapest greywater recycling system is to capture shower and bath water in a bucket and use it to flush a toilet. But take care never to fill the flush storage tank with greywater as it will start smelling and may clog the flushing mechanism. Another simple way is to collect the water from a washing machine in a tub by connecting the outlet to the tub, and using this water for the garden.



There are other, more expensive systems in the market. But with simple tools you can also create a recycling system at home or make a small model of it to display at the science fair or exhibition at school.

You will need a filter to collect any waste materials, 2 big buckets, drainage pipes, valves to control the flow of the water, a surge tank and a lever to control from which source the water is coming. You will also need a small garden in a wooden box. Make sure the plants you select are not vegetables or fruit plants. For the model you need not use a pump. Just make sure the source of greywater is higher than the drainpipes. Attach the filter or home made sieve to the top of one bucket.

Pour clean water in one bucket and greywater in the bucket with the sieve. Both buckets must be connected to the drainage system. But when water from one bucket flows through it the other must close. The valves will do this. When the bucket with greywater is full, open the valve to let the water flow through the drainpipe. Make sure the water does not collect at one place as it will then be a breeding ground for mosquitoes and also cause flooding. It should flow steadily on to the soil in the small garden.



ACTIVITY

Plant Seeds & Watch Them Grow

Learn about seed germination with this fun science experiment for kids. Plant some seeds and follow the growth of the seedlings as they sprout from the soil

while making sure to take proper care of them with just the right amount of light, heat and water. Have fun growing plants with this cool science project for children.

What you'll need:

- * Fresh seeds of your choice such as pumpkins seeds, sunflower seeds, lima beans or pinto beans.
- Good quality soil (loose, aerated, lots of peat moss), if you don't have any you can buy some potting soil at your local garden store.
- A container to hold the soil and your seeds.
- Water.
- Light and heat.

Instructions:

1. Fill the container with soil.
2. Plant the seeds inside the soil.
3. Place the container somewhere warm, sunlight is good but try to avoid too much direct sunlight, a window sill is a good spot.
4. Keep the soil moist by watering it everyday (be careful not to use too much water).
5. Record your observations as the seeds germinate and seedlings begin to sprout from the seeds.

What's happening?

Hopefully after a week of looking after them, your seedlings will be on their way. Germination is the process of a plant emerging from a seed and beginning to grow. For seedlings to grow properly from a seed they need the right conditions. Water and oxygen are required for seeds to germinate. Many seeds germinate at a temperature just above normal room temperature but others respond better to warmer temperatures, cooler temperatures or even changes in temperature. While light can be an important trigger for germination, some seeds actually need darkness to germinate if you buy seeds it should mention the requirements for that specific type of seed in the instructions.

Continue to look after your seedlings and monitor their growth. For further experiments you could compare the growth rates of different types of seeds or the effect of different conditions on their growth.

COMPOSTING

A compost heap has many benefits



It will:

- recycle waste**
- produce a useful and valuable resource**
- improve the soil structure**
- encourage good plant growth**

Recycling has become important recently. What can you do to help? Many schools have grass clippings, waste garden material and pre-meal vegetable waste. So what happens to it? It is probably all thrown into the local landfill. you can make use of this free resource. It will turn into wonderful compost - the perfect plant food and soil improver.

A compost heap is easy to start and maintain.

COOL EARTH SCIENCE PROJECT IDEAS

- Why are only some types of packaging recyclable?
- What are the short and long term effects of forest fires?
- Research what your local area might look like in 50 years due to various human environmental factors.
- Study the Earth's magnetic field.
- What effect do fans have on the temperature in a room?
- Study erosion in your local area.
- Test if modern cars are really better for the environment than older ones.
- Is there a difference between the air you breathe indoors compared to the air you breathe outdoors?
- Study rock formations in your local area.
- What are some possible side effects of diverting a river?
- Other than jewelry, what are diamonds used for?
- Study the size and frequency of waves at a beach.
- Use Mohs hardness scale to test different rocks.
- Research what your country looked like a millions of years ago and how the movement of tectonic plates has affected this.
- Study the locations of volcanoes on Earth.
- What effects might prolonged global warming have on Earth?
- How does a tornado form?
- What parts of the world are most susceptible to hurricanes?

IDENTIFYING TREES

You will need:

Leaf cards copied from the sheet at the end of the booklet and laminated showing leaves found in the particular locality.

Playing the game:

1. Go through the cards with the children, naming the leaves and drawing attention to their different shapes
2. Give a card to a pair of children and ask them to find the tree the leaf came from
3. Swap over cards so the children become familiar with each species.

Do they notice any other distinguishing features of the trees?

Once you have played this game a few times and the children are familiar with the names of the trees, without using the cards get pairs or small groups of children to lead the rest of the group to an example of one of the species they are familiar with. Get the group to decide if they have made a correct choice – this can always be checked with reference to the cards.

MODELLING HEDGEHOGS

You will need:

Water to create mud if the ground is hard and wash hands afterwards.

Playing the game:

Children to create their own hedgehog using materials found in the woodland. Clay soil is especially good for modelling and the hedgehogs can have spines made from twigs. You could also model other things, for example funny faces stuck to a tree trunk. Create the features with all sorts of natural objects. These can be left for others to discover since they are only made of found materials and will soon weather.

MILLIPEDE

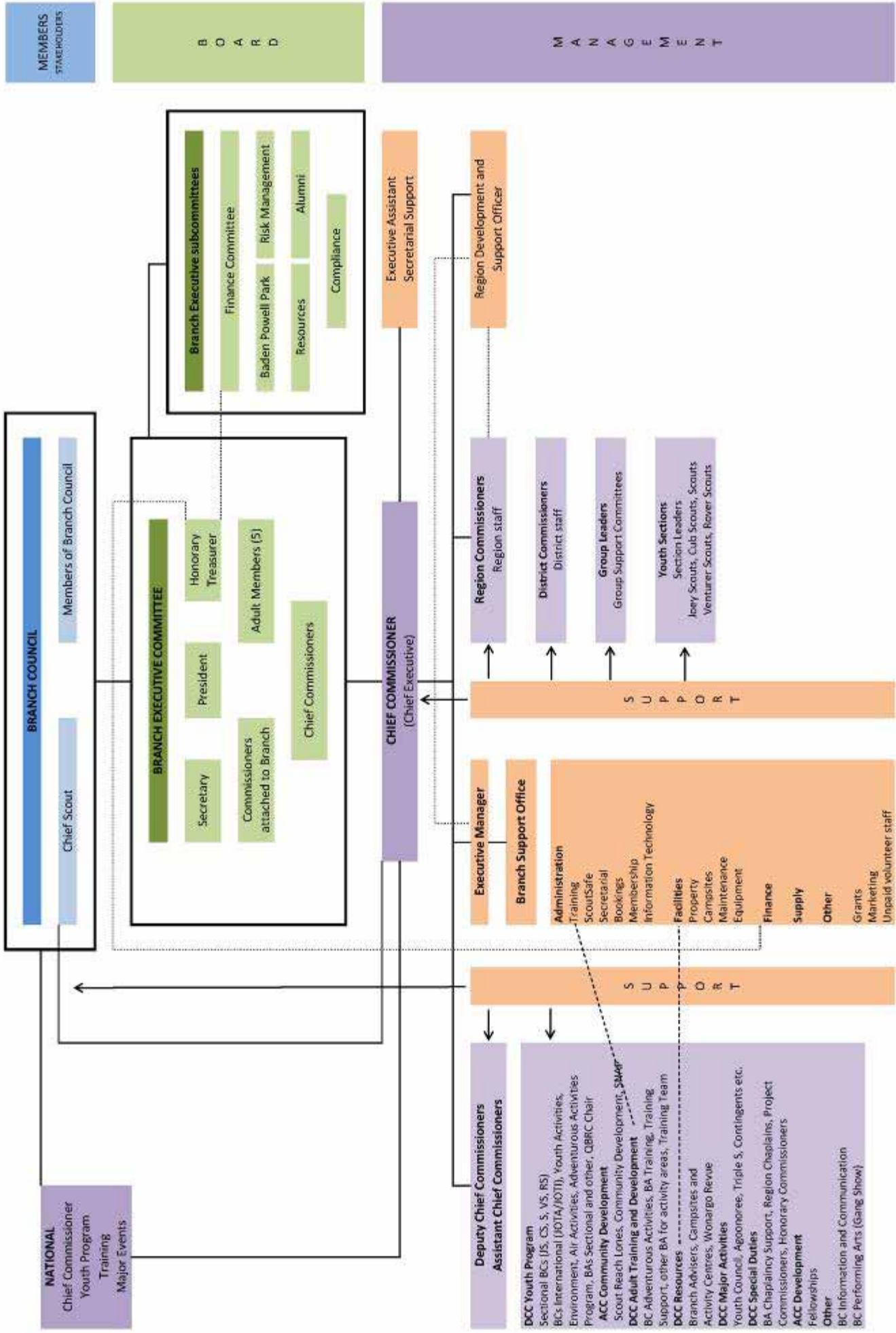
Time: 1-5 mins+

Numbers: up to 40

Equipment: none

Location: Any space, ideal on a path or ride

Very good for travelling from one place to another. Get the children to line up in front of you in single file. Ensure a fairly sensible one is in front. Get another adult, if available, to keep an eye on the lads at the back. Ask them to raise their hands in the air, and then put them down on the shoulders of the person in front. Then take the hands of the leader, and ask them all to close their eyes (and mouths!) whilst you lead off, walking backwards and leading the 'millipede' along. Sometimes this breaks down after a few seconds, sometimes they get very good at it. If so you can lead them over more and more challenging terrain - over logs, around trees, through puddles or whatever. Eventually you get to wherever you are going, or they fall over. Try to stop before it gets at all rowdy! Emphasise how hard it is to do it right, and how important it is to co-operate and not push or pull, using the senses other than eyes to feel your way. If they do peek (and little ones always will) then it doesn't really matter. A big round of applause for everyone if they do well - as of course they always go. You can also talk about a real millipede or caterpillar or whatever, and how it feels its way.





The Chief Commissioner calls for Expressions of interest for the position



Production Director Brisbane Gang Show

This role provides the opportunity to continue this wonderful legacy and tradition of the Brisbane Gang Show – the annual musical theatrical activity of the Queensland Branch. The Production Director whilst looking to take the show forward must also ensure it continues to provide young people the chance to experience the many facets of a "live" theatrical production.

You will be responsible for ensuring the show remains a focal point of Scouting's public face. Your energy and enthusiasm to embrace the show and all its supporters, coupled with your creative flair and ability to lead a great team of cast and supporters will be extremely important. Your strong leadership skills and ability to encourage and develop young people will be paramount as you bring the show to a production level, fit for purpose and the theatre on an annual basis. This is an exciting opportunity and if you should possess the skills and can demonstrate them - then put in your expression of interest now!


To be considered for this position you must be able to demonstrate/meet the following criteria:-

- A registered and active member of the Scout Association of Australia/Queensland Branch
- Live by the Scout Promise and Law.
- Demonstrate the skills in the area of theatre, creativity, music, acting and dance
- Demonstrate the ability to be a Leader of Leaders across all ages
- Demonstrate the ability to work with Adults and young people
- Demonstrate the ability to engage, encourage and lead young people
- Demonstrate a strong commitment to achieving outcomes
- Demonstrate strong examples of difficult decision making.
- Demonstrate a calm and mature approach to challenging situations
- Demonstrate a strong level of business acumen to contribute to the business side of the Brisbane Gang Show
- Demonstrate the ability to manage multiple tasks at one time
- Demonstrate the ability to deliver major projects on time and budget
- Understand the large time commitment involved

The appointment will be for an initial term of 3 years with a commencement date to be agreed.

Expressions of interest close on 29TH November 2013.

C/- Chief Commissioner's Office.— ccea@scoutsqld.com.au



SCOUTREACH LONES

Who are we?

Scoutreach Lones are Joey Scouts, Cub Scouts, Scouts, Venturer Scouts and Rover Scouts, who due to location, studies or personal circumstances are not able to attend a traditional Scout Group.

What can Scoutreach Lones offer?

- Ability to continue with your award scheme
- Leader support to meet requirements of the Award Scheme
- Opportunity to attend State, National & International Scouting Activities
- To achieve your goals and to have fun

How does Scoutreach Lones work?

- Programs are delivered via phone, email, Skype and even old-fashioned Snail Mail
- You, your family and your Leader will all be assisting in completing badgework
- With support and enthusiasm coupled with a stimulating programme, Scoutreach Lones develop qualities such as initiative, leadership and self reliance.

For further information please contact:

Queensland Scout Centre

32 Dixon Street, Auchenflower Qld 4066

PO Box 520, Toowong Qld 4066

Phone: 07 3870 7000 Freecall: 18000 SCOUT

Gary Hansen

Group Leader

Scoutreach Lones

Email: garyhansen1@optusnet.com.au

ScoutSafe Sam

Prepare your emergency plan

Prepare an emergency kit

Prepare your home and property

Prepare for an evacuation

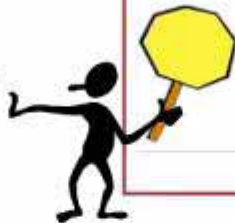
Tune into radio and TV warnings

Prepare your Scout buildings, property and campsites



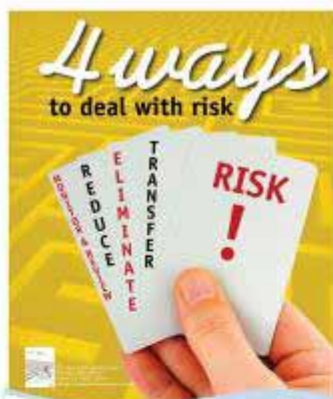
Check your neighbours

get ready

QUEENSLAND



Go to qld.gov.au/getready



The risk posters shown on this page are available on the Scout web site: www.scoutsqld.com.au

